


CHICAGO WHITE SOX



2018 SEASON IN REVIEW

CHICAGO WHITE SOX

Guaranteed Rate Field • 333 W. 35th Street • Chicago, IL 60616 • 312-674-1000
www.whitesox.com • www.loswhitesox.com • @whitesox • whitesoxpressbox.com

INDEX

OVERVIEW (1-5)

Season-In-Review Index	1
White Sox Season Highlights	2-5

STAFF (6-11)

Rick Renteria	7
Daryl Boston	8
Nick Capra	8
Don Cooper	9
Curt Hasler	9
Joe McEwing	10
Greg Sparks	10
Todd Steverson	11
Mark Salas	11

PLAYERS (12-77)

José Abreu	13-14
Tim Anderson	15-16
Aaron Bummer	17
Ryan Burr	18
Wellington Castillo	19-20
Ryan Cordell	21
Dylan Covey	22-23
Tyler Danish	24
Matt Davidson	25-26
Nicky Delmonico	27
Adam Engel	28
Danny Farquhar	29-30
Caleb Frare	31
Jace Fry	32
Carson Fulmer	33
Avisail García	34-35
Leury García	35-36
Dustin Garneau	37
Lucas Giolito	38-39
Jeanmar Gómez	40-41
Alfredo González	42
Miguel González	43-44
Ian Hamilton	45
Gregory Infante	46
Nate Jones	47-48
Michael Kopech	48-49
Ryan LaMarre	49-50
Reynaldo López	51-52
Juan Minaya	53-54
Yoan Moncada	54-55
Omar Narváez	56
Daniel Palka	57-58
Carlos Rodón	59-60
José Rondón	61
José Ruiz	62
Yolmer Sánchez	63-64
Héctor Santiago	64-65
James Shields	66-68
Matt Skole	69
Kevan Smith	70
Trayce Thompson	71
Charlie Tilson	72
Thyago Vieira	73
Others To Appear In 2018	74-75
White Sox Roster	76-77

STATISTICAL REVIEW (78-126)

Major League Standings	79
American League Standings	80
2018 Day-By-Day	81-83
2018 Single-Game Highs	84-85
White Sox Starts By Order	85
White Sox Starts By Position	85
2018 Transactions	86-87
Starting Pitcher Game Logs	88-89
Top Pitching Performances	90
Close Games	91
White Sox Miscellaneous Statistics	92
White Sox Final Statistics	93
White Sox Fielding By Position	94
White Sox Batting Leaders	94
White Sox Pitching Leaders	94
White Sox Designated Hitters	95
White Sox Pinch Hitters	95
White Sox Team Batting Profile	96
White Sox Team Pitching Profile	97
White Sox in First Half	98
White Sox in Second Half	99
White Sox in Home Games	100
White Sox in Road Games	101
White Sox in Day Games	102
White Sox in Night Games	103
White Sox vs. Left-Handers	104
White Sox vs. Right-Handers	105
White Sox on Grass	106
White Sox on Artificial Turf	107
White Sox with RISP	108
White Sox with Bases Loaded	109
White Sox Home Run Log	110-111
AL Club Batting/Pitching/Fielding	112
AL Club Miscellaneous	113
AL Batting Leaders	114-115
AL Pitching Leaders	116-117
NL Club Batting/Pitching/Fielding	118
NL Club Miscellaneous	119
NL Batting Leaders	120
NL Pitching Leaders	121
White Sox In Interleague Play	122
Major League Attendance	123
Spring Training Review	124-125
The Last Time It Happened	126

OPPONENTS (127-145)

White Sox vs. Baltimore	127
White Sox vs. Boston	128
White Sox vs. Chicago-NL	129
White Sox vs. Cincinnati	130
White Sox vs. Cleveland	131
White Sox vs. Detroit	132
White Sox vs. Houston	133
White Sox vs. Kansas City	134
White Sox vs. Los Angeles-AL	135
White Sox vs. Milwaukee	136
White Sox vs. Minnesota	137
White Sox vs. New York-AL	138
White Sox vs. Oakland	139
White Sox vs. Pittsburgh	140

White Sox vs. St. Louis	141
White Sox vs. Seattle	142
White Sox vs. Tampa Bay	143
White Sox vs. Texas	144
White Sox vs. Toronto	145

CHRONOLOGY (146-169)

March/April Game Recaps	146-148
March/April Statistics	149
May Game Recaps	150-152
May Statistics	153
June Game Recaps	154-156
June Statistics	157
July Game Recaps	158-160
July Statistics	161
August Game Recaps	162-164
August Statistics	165
Sept./Oct. Game Recaps	166-168
Sept./Oct. Statistics	169

MINOR LEAGUE REVIEW (170-186)

Organizational Summary	171
Organizational Leaders	172
White Sox 2018 Draft	173
Class AAA Charlotte	174-175
Class AA Birmingham	176-177
Class A Winston-Salem	178-179
Class A Kannapolis	180-181
Advanced Rookie Great Falls	182-183
AZL White Sox	184-185

Acknowledgements

The 2018 Season In Review was produced by the Chicago White Sox Media Relations Department. The publication was edited by Bob Beghtol and Ray Garcia with assistance from Joe Roti, Billy Russo, Hannah Sundwall, Caitlin Golden, Alan Surriel and the entire baseball operations department. Statistical contributions are courtesy of the Elias Sports Bureau, STATS LLC, MLB.com and MiLB.com. All photographs are courtesy of Ron Vesely.

OVERVIEW

STAFF

PLAYERS 1

PLAYERS 2

40-MAN ROSTER

2018 REVIEW

OPPONENTS

CHRONOLOGY

MINOR LEAGUES

WHITE SOX SEASON HIGHLIGHTS

OVERVIEW

STAFF

PLAYERS 1

PLAYERS 2

40-MAN ROSTER

2018 REVIEW

OPPONENTS

CHRONOLOGY

MINOR LEAGUES

TEAM NOTES

SEASON IN REVIEW

- The White Sox went 62-100 in 2018 and finished fourth in the American League Central ... the Sox lost 100 games for the fourth time in franchise history and first since 1970.
- The White Sox used 51 players during the season, matching the franchise record set in 2017, including 0 pitchers.
- The Sox went 17-12 (.586) in August, the fifth-best winning percentage in the American League and their most wins in a month since April 2016 (17-8).
- During the season, they traded four players from the major-league roster, including INF Tyler Saladino (4/19 to Milwaukee), RHP Joakim Soria (7/26 to Milwaukee), LHP Luis Avilán (8/22 to Philadelphia) and LHP Xavier Cedeño (8/31 to Milwaukee).

AT THE HELM

- Rick Renteria completed his second season as White Sox manager with a 67-95 record ... earned his 200th victory as a major-league manager on 9/20 at Cleveland ... was ejected six times, upping his career total to 19 as a major-league manager.
- Renteria was one of three Latino managers in Major League Baseball during the season, along with Boston's Alex Cora and Washington's Dave Martínez.

STRENGTH IN NUMBERS

- The White Sox used 51 players in 2018, tied with the 2017 club for the most in franchise history ... the Sox also used 30 pitchers, including INF Matt Davidson (three appearances), which is one short of the club record set in 2017.

EDGE VS. THE EAST

- The White Sox went 10-5 on the road vs. the American League East this season ... after losing two of three games at Toronto from 4/2-4, the Sox won two of three at Boston from 6/8-10, swept a three-game series at Tampa Bay from 8/3-5 and took two of three at Yankee Stadium (8/27-29) and Baltimore (9/14-16).
- The Red Sox (57-24, .704), Yankees (52-28, .654) and Rays (51-30, .630) finished 1-2-3 in the AL in home winning percentage in 2018.
- Sox pitchers posted a 3.29 ERA (48 ER/131.1 IP), .215 (104-483) opponents average and 117 strikeouts against the division on the road this season and made eight quality starts in the last 10 games.

OPENING DAY FIREWORKS

- The White Sox tied the major-league record with six home runs on Opening Day at Kansas City (1988 Mets) ... some other notables from the 14-7 win over the Royals:
 - ◆ The four-run comeback matched the Sox largest ever on Opening Day (fifth time, last 1971 at Oakland).
 - ◆ Matt Davidson (three) and Tim Anderson (two) joined Alejandro De Aza (2014), Jim Thome (2008), Sammy Sosa (1991) and Minnie Miñoso (1960) as only Sox players to hit two-plus home runs on Opening Day.
 - ◆ Prior to James Shields, the last time a starting pitcher gave up four runs in the first inning on Opening Day and still earned the victory was in 1908 when the Cubs' Orval Overall accomplished the feat (STATS).
 - ◆ Chicago hit three home runs in one inning (fourth) on Opening Day for the first time in franchise history ... the previous club record for home runs in a single game on Opening Day was three in 2008 at Cleveland.
 - ◆ The Sox hit back-to-back homers (José Abreu and Davidson) on Opening Day for the first time in franchise history.
 - ◆ The 14 runs tied for their fourth-highest total on Opening Day and were their most since 2011 at Cleveland (15).

SNOW DAYS

- The final three scheduled games of the White Sox-Minnesota series from 4/13-15 at Target Field were postponed by snow, necessitating doubleheaders on 6/5 and 9/28, as well as a makeup game on 8/20 in what previously was a mutual off day.
- According to Elias, it marked the first time since 9/12-13/08 the Sox were postponed in three consecutive games and the first such occurrence in the major leagues since Seattle and Cleveland endured four in a row in April 2007.

THE OAKLAND MARATHON

- The White Sox lost on 4/18 at Oakland, 12-11, in a game that lasted 5:48 ... it marked the fourth-longest game in Sox history and the longest since a 19-inning victory on 7/9/06 vs. Boston that lasted 6:19.
- Chicago used a franchise-record 10 pitchers (Elias).
- The Sox played the longest game in major-league history on 5/8-9/84 vs. Milwaukee, a 25-inning win that lasted 8:16 ... the third-longest in franchise history came on 5/1/91 at the Brewers (6:05; 19 innings).

SEEING STARS

- 1B José Abreu, Class AA Birmingham OF Luis Basabe and RHP Dylan Cease represented the White Sox at All-Star Game festivities in Washington, D.C.
- Abreu was the starting first baseman for the American League in the All-Star Game ... he went 0-2 with a strikeout.
- Basabe was the starting center fielder and hit leadoff for the World Team in the SiriusXM All-Star Futures Game ... he went 1-3 with a two-run home run (estimated distance of 404 feet) ... the homer came on a 102 mph pitch with a 105 mph exit velocity.
- Cease worked 0.2 scoreless IP for the U.S. Team.

LOOKING FOR CENTRAL COMMAND

- The White Sox went 30-46 against the American League Central in 2018, going 14-23 at home and 16-23 on the road.
- The Sox are 321-423 vs. the AL Central since 2009, posting a losing record every season except 2012 (37-35).

CLOSE CALLS

- The White Sox went 4-2 against Tampa Bay this season, with all six games decided by one run.
- According to STATS LLC, it marked the first time in Sox history that they have played a season series of six games or more where each game was decided by a single run.

HISTORICALLY TOUGH STRETCH

- The White Sox went 4-3 over consecutive series at New York-AL and vs. Boston from 8/27-9/2, the best two teams in the majors at the start of each series ... they won two of three games from the Yankees before splitting a four-game set with the eventual World Champion Red Sox.
- It marked the first time since 1939 that the Sox played back-to-back series against teams who entered the matchup having played at least 50 games with winning percentages of .630 or better (STATS).

TRADER RICK

- A year after trading nine players off the major-league roster, the White Sox made four such trades in 2018, three involving eventual National League Central champion Milwaukee.
- The Sox traded INF Tyler Saladino to the Brewers on 4/19 in exchange for cash considerations, RHP Joakim Soria to the Brewers on 7/26 for LHP Kodi Medeiros and RHP Wilber Peréz, LHP Luis Avilán to Philadelphia on 8/22 for RHP Felix Paulino, and LHP Xavier Cedeño to Milwaukee on 8/31 for OF Bryan Connell and RHP Johan Domínguez.

WHITE SOX SEASON HIGHLIGHTS

OVERVIEW

STAFF

PLAYERS 1

PLAYERS 2

40-MAN ROSTER

2018 REVIEW

OPPONENTS

CHRONOLOGY

MINOR LEAGUES

TEAM BATTING NOTES

LONGBALL LOGISTICS

● Four White Sox players hit 20-plus home runs, their most in a season since 2012 (five) ... rookie Daniel Palka led the Sox with 27, followed by José Abreu (22), Tim Anderson (20) and Matt Davidson (20) ... Avisail García (19) and Yoán Moncada (17) narrowly missed hitting 20.

LEADOFF MEN

- The White Sox ranked second in the American League and tied for fifth in the majors with seven leadoff home runs in 2018, tied with the 2001 club for the second-highest total in franchise history behind 2017 (eight).
- Yoán Moncada tied for third in the AL with five leadoff homers, which tied Adam Eaton (2016), Ray Durham (1998 and 2000) and Tim Raines (1993) for the second-highest, single-season total in White Sox history behind Durham's six in 2001.
- Moncada and Yolmer Sánchez led off the bottom of the first inning on 6/12 vs. Cleveland with back-to-back home runs, marking the fourth time in franchise history the White Sox have accomplished that feat.
- Alen Hanson and Sánchez (9/2/17 vs. Tampa Bay), Ray Durham and José Valentín (7/4/00 at Kansas City) and Boze Berger and Mike Kreevich (9/2/37 vs. Boston) also opened Sox games with consecutive homers (STATS LLC).

CATCHING ON

- White Sox catchers combined to lead the major leagues with a .283 (162-572) average in 2018 after ranking fourth with a .279 (153-548) mark in 2017.
- Among American League catchers with at least 150 plate appearances, Kevan Smith (2nd, .292), Omar Narváez (3rd, .275) and Wellington Castillo (6th, .259) all ranked among the Top 10 in batting average ... Narváez posted a .323 (62-192) average from 6/7-remainder of the season, the fourth-highest mark among players with at least 200 plate appearances.

GRAB SOME BENCH

- The White Sox struck out a major-league record 1,594 times in 2018, breaking the mark of 1,571 set by Milwaukee in 2017.
- The Sox fanned 10 or more times in 82 of their 162 games (50.6 percent), including 20 on 8/7 vs. the Yankees, the second-highest total in franchise history.
- Yoán Moncada led the majors with 217 strikeouts.

3-4 PUNCH

- Avisail García and Daniel Palka both recorded multihomer efforts on 7/3 at Cincinnati, the first time in club history the White Sox 3-4 hitters both hit multiple home runs in a game (STATS).
- García (414 and 431 feet) and Palka's (428 and 448 feet) four homers traveled an estimated 1,721 combined feet according to MLB Statcast.

INDIVIDUAL BATTING NOTES

20/20/20/20 VISION

- José Abreu became the first player in White Sox history and 19th in major-league history to hit 20-plus home runs in each of his first five seasons.
- Abreu joined Pete Incaviglia (1986-90), Eddie Murray (1977-81), Tony Conigliaro (1964-69), Ted Williams (1939-42, '46) and Joe DiMaggio (1936-40) as the only players to accomplish the feat exclusively in the American League (Baseball Reference).
- During the season, Abreu moved past Sherm Lollar (124), Joe Crede (125), Jim Thome (134), Minnie Miñoso (135), José Valentín (136) and Ron Kittle from a tie for 16th place in White Sox history into sole possession of 10th with 146.

DOUBLE TROUBLE

- Despite missing 34 games, José Abreu led the White Sox with 36 doubles, becoming the first player in franchise history to hit 30 or more in each of his first five major-league seasons.
- Abreu joined Magglio Ordóñez (1999-2003) as the only players in Sox history to hit 30-plus doubles in five consecutive seasons and Nolan Arenado, Matt Carpenter, Brian Dozier, Paul Goldschmidt and Christian Yelich as the only current major leaguers to accomplish the feat every season since 2014.
- Frank Thomas holds the White Sox record with nine seasons of 30-plus doubles, followed by Paul Konerko (eight), Abreu (five), Ordóñez (five), Ray Durham (five), Willie Kamm (five) and Bibb Falk (five).
- His 15 doubles in May were a franchise record for the month.

POWER AND SPEED ...

- Tim Anderson (20 HR/26 SB) was one of six players in the major leagues in 2018 to record at least 20 home runs and 25 stolen bases, joining Boston's Mookie Betts, Cleveland's Francisco Lindor, Pittsburgh's Starling Marte, Cleveland's José Ramírez and Washington's Trea Turner.
- Anderson became the first shortstop in White Sox history to record a 20-HR/20-SB season and narrowly missed joining Alex Ríos (2010) and Tommie Agee (1966) as the only players in franchise history to post 20 homers and 30 steals in one season.

... AND IMPROVED GLOVEWORK

- Tim Anderson recorded a .974 fielding percentage (9 E/341 TC) in 93 games at shortstop from 6/10-remainder of the season ... by comparison, Anderson posted a .957 (53 E/1,247 TC) fielding percentage over his first 302 career games at shortstop from 6/10/16-6/9/18.

DAVIDSON'S DAY

- Matt Davidson became the fourth player in major-league history to hit three home runs on Opening Day, joining Toronto's George Bell (1988), the Cubs' Tuffy Rhodes (1994) and Detroit's Dmitri Young (2005).
- Davidson also became the 14th Sox player (15th time) to homer three times in one game and first since Dan Johnson on 10/3/12 at Cleveland.
- According to Elias, Davidson was the first White Sox DH to record a three-homer game ... the Sox had been the last American League team in existence for the entirety of the DH rule without a three-homer game from a DH.

DOUBLE DUTY DAVIDSON

- Matt Davidson tied for third on the White Sox with 20 home runs this season and also made three scoreless pitching appearances ... he joined Shohei Ohtani (2018) and Babe Ruth (1919) as the only players in major-league history with 20-plus homers and three pitching appearances in one season.
- Davidson also became the 12th position player (13th time) since the inception of the designated hitter rule in 1973 to make three-plus pitching appearances in a season ... he joined Doug Dasenczo (5.0 IP), John Cangelosi (4.0) and Jim Morrison (3.2) as the only position players to start their pitching careers with 3.0 scoreless IP or more.

PALKA POWER

- Daniel Palka, who was claimed off waivers from Minnesota on 11/4/17, ranked among the American League rookie leaders in home runs (T1st, 27), RBI (3rd, 67), slugging percentage (3rd, .484), total bases (4th, 202) and extra-base hits (T4th, 45).
- Palka's 27 home runs led the White Sox, tied for the major-league lead among rookies and tied Zeke Bonura (1934) for the third-highest total by a rookie in franchise history (most by left-hander).

WHITE SOX SEASON HIGHLIGHTS

OVERVIEW

STAFF

PLAYERS 1

PLAYERS 2

40-MAN ROSTER

2018 REVIEW

OPPONENTS

CHRONOLOGY

MINOR LEAGUES

COMING THROUGH IN A PINCH

● Daniel Palka led the major leagues with four pinch-hit home runs in 2018 and tied for the lead with 11 RBI as a pinch-hitter ... Palka's four pinch homers set a franchise record, while his 11 RBI tied Lamar Johnson (1977) for the second-highest total by a Sox pinch-hitter since 1974.

WALK IT OFF

● Daniel Palka hit his first career walkoff home run on 8/10 vs. Cleveland in the White Sox 1-0 victory ... according to STATS, it was the Sox first-ever walkoff homer in a 1-0 victory and the second in franchise history in a scoreless game ... Don Buford was the first to accomplish the feat when he hit a grand slam off Cleveland's Orlando Peña on 9/14/67.

TRIPLE THE FUN

● Yolmer Sánchez tied for the American League lead with 10 triples in 2018, marking the third time in the last five seasons that a White Sox player has either led or tied for the league lead. ● Adam Eaton led the AL with nine in 2016 after tying for the lead in 2014 ... Sánchez leads the AL with 18 triples since the start of the 2017 season.

WELCOME TO THE SHOW

● Matt Skole went 2-3 with a home run, RBI, two runs scored and a walk in his major-league debut on 5/28 at Cleveland. ● Skole became just the sixth player in White Sox history to homer in his first career game, joining Miguel Olivo (9/15/2002 at Yankees), Joe Borchard (9/2/2002 at Toronto), Carlos Lee (5/7/1999 vs. Oakland), Craig Wilson (9/5/1998 vs. the Yankees) and Russ Morman (8/31/1986 vs. Detroit).

TEAM PITCHING NOTES

QUALITY AND QUANTITY

● The White Sox have made 1,389 quality starts since the start of the 2003 season, the second-highest total in the major leagues behind the New York Mets (1,392), and 58 more than Oakland (1,331), the next-closest American League team. ● The Sox ranked third in the American League with 74 quality starts in 2018 ... Reynaldo López and James Shields tied for seventh in the AL with 19 quality starts apiece.

REVOLVING CLOSING DOOR

● A White Sox franchise-record 10 different pitchers recorded at least one save in 2018, breaking the mark of eight set five times (last 1988) ... source: STATS LLC. ● Joakim Soria led the Sox with 16 saves, followed by Nate Jones (five), Jace Fry (four), Luis Avilán and Héctor Santiago (two each), and Chris Beck, Xavier Cedeño, Juan Minaya, Bruce Rondón and Thyago Vieira (one each).

WALK THIS WAY

● White Sox pitchers issued 653 walks in 2018, the highest total in the major leagues (Atlanta was second with 635) and the fifth-highest total in franchise history. ● Lucas Giolito led the American League with 90 walks, James Shields was third with 78, and Reynaldo López was fifth with 75 ... in addition, Héctor Santiago (15th, 60), Carlos Rodón (21st, 55) and Dylan Covey (23, 52) all finished among the Top 25 in the AL in walks.

NEAR NO-NO'S

● Five White Sox starting pitchers carried no-hitters into the sixth inning or later in 2018 (STATS) ... James Shields (6.1 on 5/6 vs. Minnesota) was the first to accomplish the feat, followed by Lucas Giolito (5.1 on 6/28 vs. Minnesota), Dylan Covey (5.1 on 7/21 at Seattle), Carlos Rodón (5.2 IP on 7/24 at the Angels) and Reynaldo López (5.0 IP on 8/7 vs. New York-AL).

INDIVIDUAL PITCHING NOTES

200 CLUB

● RHP James Shields tied for third in the American League in 2018 with 204.2 IP, reaching the 200.0-IP milestone for the 10th time in his career. ● His 10 seasons of 200.0-plus IP since 2007 are the second-highest total in the major leagues behind Justin Verlander (11) ... Shields previously reached the mark in nine consecutive seasons from 2007-15. ● Shields also worked at least 6.0 IP in 26 of his 33 starts in 2018, tied with Philadelphia's Aaron Nola and Arizona's Zack Greinke for fifth-most in baseball.

GETTING THE NOD ... AGAIN

● RHP James Shields became the first White Sox pitcher since Mark Buehrle in 2002 to start both a season and home opener. ● Shields made his eighth career Opening Day start on 3/29 at Kansas City (W, 4 ER/6.0 IP), tying Clayton Kershaw for fourth-most among active pitchers behind Félix Hernández (12) and CC Sabathia and Justin Verlander (11 each) ... source: STATS. ● He posted a no decision in Chicago's home opener on 4/5 vs. Detroit, allowing three runs over 5.0 IP. ● Buehrle made his first career Opening Day start on 4/1/02 at Seattle (W; 1 ER/6.0 IP) and also started the Sox home opener on 4/12/02 vs. Baltimore (W; 1 ER/7.0 IP).

OH SO CLOSE

● RHP Dylan Covey allowed just two hits over 8.1 scoreless IP in a 5-0 victory on 7/21 at Seattle, the longest scoreless outing by a White Sox starter since Miguel González also went 8.1 on 9/28/16 vs. Tampa Bay. ● Covey fell two outs shy of recording Chicago's first complete game since 9/16/16 at Kansas City (Chris Sale).

FRY SOLIDIFIES MIDDLE RELIEF

● Rookie LHP Jace Fry led the White Sox with 16 holds and 59 appearances and topped the bullpen with 70 strikeouts and an average of 12.2 strikeouts per 9.0 IP (50.1 IP). ● Fry began the season with a streak of nine consecutive scoreless appearances, allowing two hits over 10.0 IP ... he limited left-handers to a .143 (12-84) average.

KOPECH'S HISTORIC START

● RHP Michael Kopech became just the third pitcher since at least 1908 to allow one run or less and one walk or less in each of his first three major-league starts, joining St. Louis' Donovan Osborne (1992) and Cleveland's Cody Anderson (2015). ● Kopech threw 3.0 scoreless IP on 8/31 vs. Boston in a rain-shortened outing after allowing one run over 8.0 IP over his first two starts. ● He suffered a torn UCL in his right elbow in his final start on 9/5 vs. Detroit and underwent Tommy John surgery.

ACE IN THE HOLE

● RHP Reynaldo López ranked among the American League leaders in games started (T6th, 32), quality starts (T7th, 19), IP (12th, 188.2) and opponents average (12th, .234) in his first full season as a major-league starter. ● López, who tied for the team lead in quality starts and ranked second behind James Shields in IP, strikeouts (151) and starts, went 3-1 with a 1.13 ERA (5 ER/40.0 IP), 41 strikeouts and a .170 (24-141) over his final six starts of the season. ● He combined to go 2-0 with a 1.33 ERA (3 ER/20.1 IP) and 18 strikeouts in three starts against Boston and the Yankees.

WHITE SOX SEASON HIGHLIGHTS

LÓPEZ MAKES SOX HISTORY

- RHP Reynaldo López became the first pitcher in White Sox history to throw 6.0-plus IP with two or fewer hits allowed and one or no earned runs allowed in each of his first two starts of a season (Elias).
- On 4/8 vs. Tampa Bay, he became the first Sox starting pitcher since at least 1908 to lose a game in which he threw 7.0-plus IP while allowing two or less hits and one run which was unearned (sources: Baseball Reference and STATS LLC).

RODON'S ROLL

- LHP Carlos Rodón returned from offseason shoulder surgery to make 20 starts in 2018 ... Rodón made nine consecutive quality starts from 7/5-8/27, going 5-0 with a 1.84 ERA (13 ER/63.2 IP) and .151 (32-212) opponents average.

OVERVIEW

STAFF

PLAYERS 1

PLAYERS 2

40-MAN ROSTER

2018 REVIEW


OPPONENTS

CHRONOLOGY

MINOR LEAGUES

2018 PLAYERS





JOSÉ ABREU

79

FIRST BASEMAN

Given Name: José Dariel Abreu Correa
Bats: Right **Throws:** Right
Height: 6-3 **Weight:** 245
2019 Opening Day Age: 32 (January 29, 1987)
Birthplace | Residence: Cienfuegos, Cuba | Miami, Fla.
First Pro Contract: White Sox.
Sox Acquisition: Signed as a free agent, October 29, 2013.
Major League Service: Five years.
Contract Status: Signed through 2019.

2018 SEASON

- Played in 128 games, the fewest of his career, due to two injuries in the second half.
- Did not reach 25 home runs and 100 RBI for the first time.
- Became the first player in Sox history to hit 20 or more home runs in each of his first five seasons ... joined Albert Pujols (2001-10) and Ted Williams (1939-42, '46-49) as the only MLB players to record 30-plus doubles and 20-plus home runs in each of his first five seasons.
- **Double Trouble:** Recorded 30-plus doubles for the fifth straight season, becoming the first Sox player to reach the mark in each of his first five MLB seasons ... joined Magglio Ordoñez (1999-2003) as the only White Sox players to hit 30-plus doubles in five straight seasons ... joined Nolan Arenado, Matt Carpenter, Brian Dozier, Paul Goldschmidt and Christian Yelich as the only players in MLB to record 30 or more doubles every season since 2014 ... joined Frank Thomas (nine), Paul Konerko (eight), Ordoñez (five), Ray Durham (five), Willie Kamm (five) and Bibb Falk (five) as the only Sox with five-plus seasons of 30-plus doubles.
- Finished the season with 146 career home runs, the 10th-most in franchise history.
- Was selected to his second American League All-Star Team.
- Batted higher than .300 in two months: .330 (35-106) in May and .338 (24-71) in August.
- Appeared in 113 games at first base and four as the DH.
- Was named the White Sox nominee for the Roberto Clemente Award ... the award recognizes the player who best represents the game through extraordinary character, community involvement, philanthropy and positive contributions.
- Connected on his second career Opening Day home run on 3/29 at Kansas City.
- Hit a game-winning solo home run in the eighth inning on 4/4 at Toronto ... marked his third career game-winning shot in the eighth or later (last 5/14/17 at Oakland).
- Hit his first homer at Guaranteed Rate Field on 4/10 vs. Tampa Bay, a three-run shot in the ninth cutting the Sox deficit to 6-5.
- Recorded his 12th career multihomer game and matched his career high with four hits on 4/23 vs. Seattle.
- Recorded 15 doubles in May, a club record for the month, and the second-highest total in any month (Frank Thomas; 17 in September 1992).
- Snapped his nine-game homerless stretch with a two-run shot on 5/4 vs. Minnesota.
- Hit .447/.512/.711 (17-38) with seven doubles, one homer, eight RBI and six multihit efforts during his 10-game hitting streak from 5/8-19 ... marked the 10th hitting streak of 10 games or more during his career.
- Recorded a double and solo home run on 5/19 vs. Texas to reach 300 extra-base hits in his career ... reached the mark in 655 games, the second-fastest in club history behind Hall-of-Famer Frank Thomas (626 games).

ABREU AMONG AL LEADERS SINCE 2014

Category	Rank	No.
XBH	2nd	339
Doubles	3rd	180
Total Bases	3rd	1,502
RBI	3rd	488
Home Runs	6th	146
OPS	10th	.869
Average	T10th	.295

AL RBI LEADERS SINCE 2014

Player	RBI
Edwin Encarnación	550
Nelson Cruz	522
José Abreu	488
Albert Pujols	484
Mike Trout	452

SOX MOST SEASONS 30 2B/30 HR/100 RBI

Player	No.
Frank Thomas	6
Magglio Ordoñez	4
José Abreu	3
Paul Konerko	2
Albert Belle	2
C. Lee R. Ventura	1

MOST RBI IN FIRST FIVE SEASONS WITH WHITE SOX

Player	RBI
José Abreu	488
Frank Thomas	484
Earl Sheely	477
Carlos Lee	453
Zeke Bonura	440

- Recorded a double and solo home run on 5/19 vs. Texas to reach 300 extra-base hits in his career ... reached the mark in 655 games, the second-fastest in club history behind Hall-of-Famer Frank Thomas (626 games).
- Went 4-4 with two doubles, a homer and two RBI on 5/26 at Detroit ... matched a career high with four hits (10th time) ... reached 15 doubles in May, the most in the month in club history.
- Connected on a two-run homer in the first on 6/5-1 at Minnesota ... marked his first home run and multiRBI game since 5/26 at Detroit.
- Led all AL first basemen in the first release of All-Star Game fan voting totals on 6/12 ... was ahead of Boston's Mitch Moreland and Detroit's Miguel Cabrera.
- Finished June with a .212 average (24-113), his lowest monthly career mark ... previous low was .226 in April 2016.
- Was voted by the fans as the starting first baseman for the American League All-Star Team ... paced AL first baseman with 1,829,598 votes, finishing ahead of Houston's Yuli Gurriel.
- **First Things at First:** Was the first White Sox to be voted into the ASG by the fans since first baseman Frank Thomas in 1996 (Thomas did not play in the game due to injury) ... became the sixth Sox player (11th time) to be fan elected as a starter, joining Thomas (1994-96), Carlton Fisk (1981-82), Richie Zisk (1977), Dick Allen (1972-74) and Luis Aparicio (1970) ... was the fourth Chicago first baseman since 1970 to make multiple All-Star teams, joining Allen, Thomas and Paul Konerko ... is the only first baseman since 1970 born in Cuba to be voted a starter in the ASG.
- Went 26-71 (.366) with six doubles, seven homers, 15 RBI, seven walks, 10 multihit efforts and a 1.164 OPS in 18 games from 7/22-8/10.
- Hit a pair of homers and drove in three on 7/26 at the Angels ... reached the 30-double plateau on 7/31 vs. Kansas City.

OVERVIEW

STAFF

PLAYERS 1

PLAYERS 2

40-MAN ROSTER

2018 REVIEW

OPPONENTS

CHRONOLOGY

MINOR LEAGUES

- Recorded four consecutive multihit efforts from 8/2-5, going 8-16 (.500) ... homered in three straight contests from 8/2-4.
- Connected on his 20th home run, a game-tying, two-run shot off Zach Britton in the 10th, on 8/7 vs. the Yankees.
- Hit safely in eight consecutive games from 8/13-9/10, and drove in a run in four straight from 8/13-17 (nine RBI total).
- Was placed on the 10-day disabled list on 8/22 following surgery to repair a testicular torsion ... marked just his second career placement on the DL (2014) ... returned to the lineup on 9/10 at Kansas City, going 3-4 with a run scored.
- Missed the final 13 games of the season following a procedure to treat an infection in his right thigh.

CAREER HIGHLIGHTS

- Is one of three players in major-league history to begin his career with four or more consecutive seasons of 25-plus home runs and 100-plus RBI, joining Hall-of-Famer Joe DiMaggio (1936-41) and Albert Pujols (2001-10).

- Al Simmons (1924-34), Pujols (2001-10), Ted Williams (1939-42, '46-49) and DiMaggio (1936-42) are the only other players in history to record 100-plus RBI in his first four-plus seasons.
- His 146 homers are the 24th-most by a player over his first five MLB seasons ... the 146 home runs are the most by a White Sox player in his first four MLB seasons.
- Ranks 10th in White Sox history with 146 home runs, six behind Carlos Lee (152) for ninth place and eight behind Bill Melton (154) for eighth.
- Was named 2014 American League Rookie of the Year by the Baseball Writers Association of America, *Sporting News* and *Baseball America* ... was a unanimous choice by the BBWAA.
- Won a 2014 AL Silver Slugger Award and was named to the AL All-Star Team ... was a 2018 AL All-Star.
- Made his first return visit to Cuba in December 2015 as part of a goodwill trip sponsored by Major League Baseball and the MLB Players Association, where he was reunited with his son, Dariel, for the first time in two years.

CAREER PLAYING RECORD

YEAR	CLUB	AVG	G	AB	R	H	TB	2B	3B	HR	RBI	SH	SF	HB	BB	SO	SB	CS	OBP	SLG	E
2004	Cienfuegos	.271	—	258	27	70	95	8	1	5	20	—	2	5	9	57	—	—	.307	.368	—
2005	Cienfuegos	.228	—	167	19	38	61	7	2	4	17	—	2	5	16	50	—	—	.311	.365	—
2006	Cienfuegos	.337	—	312	53	105	178	20	5	11	64	—	—	19	28	61	—	—	.423	.538	—
2007	Cienfuegos	.293	—	283	39	83	127	11	3	9	42	—	1	21	20	47	—	—	.382	.449	—
2008	Cienfuegos	.318	—	239	48	76	96	22	0	13	43	—	—	17	24	43	—	—	.418	.573	—
2009	Cienfuegos	.346	—	289	60	100	182	23	1	19	69	—	—	18	19	69	—	—	.429	.630	—
2010	Cienfuegos	.399	89	286	82	114	235	25	3	30	76	0	3	30	74	49	—	—	.555	.822	10
2011	Cienfuegos	.453	66	212	79	96	127	14	0	33	93	0	2	21	58	32	—	—	.597	.986	9
2012	Cienfuegos	.394	—	282	71	111	236	18	1	35	99	0	5	22	75	40	—	—	.542	.837	12
2013	Cienfuegos	.345	—	264	60	91	163	15	0	19	60	0	2	17	54	39	—	—	.479	.604	7
2014	WHITE SOX	.317	145	556	80	176	323	35	2	36	107	0	4	11	51	131	3	1	.383	.581	6
2015	WHITE SOX	.290	154	613	88	178	308	34	3	30	101	0	1	15	39	140	0	0	.347	.502	11
2016	WHITE SOX	.293	159	624	67	183	292	32	1	25	100	0	9	15	47	125	0	2	.353	.468	10
2017	WHITE SOX	.304	156	621	95	189	*343	43	6	33	102	0	4	15	35	119	3	0	.354	.552	8
2018	WHITE SOX	.265	128	499	68	132	236	36	1	22	78	0	6	11	37	109	2	0	.325	.473	8
CUBAN LEAGUE TOTALS		.341	—	2592	1018	884	1500	163	16	178	583	0	17	175	377	487	—	—	.426	.621	38
MLB TOTALS		.295	742	2913	398	858	1502	180	13	146	488	0	24	67	209	624	8	3	.353	.516	43

*Led League; *Italics indicates independent or foreign league.*

CAREER TRANSACTIONS

- Signed by the White Sox as a free agent (10/29/13).
- On White Sox disabled list with posterior tibia tendonitis in his left ankle (5/18-6/2/14).
- On White Sox disabled list following surgery for a testicular torsion (8/22-9/9/18).

CAREER FIELDING STATISTICS

POSITION	PCT	G	GS	TC	PO	A	E	DP
First Base	.992	629	628	5610	5203	364	43	4547

CAREER GAME BESTS AND HOME RUN INFORMATION


HITS — 4 (10x, last 5/26/18 at DET) ... **HR** — 2 (13x, last 7/26/18 at LAA) ... **RBI** — 7 (9/4/16 at MIN)
RUNS — 3 (6x, last 7/26/18 at LAA) ... **SB** — 1 (8x, 8/20/18 at MIN) ... **HITTING STREAK** — 21 games (7/6-8/1/14)
GAME-ENDING HOME RUNS — 1 (4/25/14 vs. T.B.) ... **GRAND SLAMS** — 2 (last 4/18/15 at DET)
MULTIHOMER GAMES — 13 (last 7/26/18 at LAA) ... **PINCH-HIT HOME RUNS** — NONE
INSIDE-THE-PARK HOME RUNS — NONE ... **LEADOFF HOME RUNS** — NONE

ALL-STAR GAME RECORD

YEAR	CLUB	AVG	G	AB	R	H	TB	2B	3B	HR	RBI	SH	SF	HB	BB	SO	SB	CS	OBP	SLG	E
2014	A.L., Minnesota	.000	1	1	0	0	0	0	0	0	0	0	0	0	0	0	0	0	.000	.000	0
2018	A.L., Washington	.000	1	2	0	0	0	0	0	0	0	0	0	0	0	1	0	0	.000	.000	0
TOTALS		.000	2	3	0	0	0	0	0	0	0	0	0	0	0	1	0	0	.000	.000	0

WORLD BASEBALL CLASSIC RECORD

YEAR	CLUB	AVG	G	AB	R	H	TB	2B	3B	HR	RBI	SH	SF	HB	BB	SO	SB	CS	OBP	SLG	E
2013	Cuba	.360	6	25	6	9	19	1	0	3	9	0	0	0	0	5	1	0	.385	.760	0



TIM ANDERSON

7

INFIELDER

Given Name: Timothy Devon Anderson
Bats: Right **Throws:** Right
Height: 6-1 **Weight:** 185
2019 Opening Day Age: 25 (June 23, 1993)
Birthplace | Residence: Tuscaloosa, Ala. | Charlotte, N.C.
First Pro Contract: White Sox.
Sox Acquisition: Selected in the first round (17th overall), June 2013 First-Year Player Draft.
Major League Service: Two years, 115 days.
Contract Status: Signed through 2022 (club options for 2023 and 2024).

2018 SEASON

- Became the first shortstop in White Sox history to record 20-plus home runs and 20-plus stolen bases in a season.
- Fell four steals shy of joining Alex Rios (2010) and Tommie Agee (1966) as the only Sox players with a 20-HR/30-SB season.
- Joined Boston's Mookie Betts, Cleveland's Francisco Lindor, and José Ramirez, Pittsburgh's Starling Marte and Colorado's Trevor Story as the only players in MLB with 20-plus home runs and 25-plus steals.
- His 20 home runs were the most by a Chicago shortstop since Juan Uribe in 2007 (20).
- Recorded career highs in doubles (28), homers (20), RBI (64), walks (30), runs scored (77) and extra-base hits (51).
- Committed 10 errors over his first 52 games, compared to 10 over his final 101 ... did not commit an error in 24 consecutive games from 8/11-9/5 ... lowered his error total from 2017 (28).
- **Offensive Opener:** Recorded his first career multihomer game and matched his career high with three RBI (fifth time) on Opening Day (3/29) at Kansas City ... joined teammate Matt Davidson (three; 2018), Alejandro De Aza (2014), Jim Thome (2008), Sammy Sosa (1991) and Minnie Miñoso (1960) as the only Sox players to hit two-plus home runs on OD.
- Homered and stole two bases on 4/3 at Toronto, becoming the first player in White Sox history with three home runs and three stolen bases through the club's first four games.
- Stole four bases over the club's first six games, the first Sox to accomplish the feat since Hall-of-Famer Tim Lincecum in 1992 (also four) ... his six stolen bases through the team's first 10 games were the most by a Sox player since John Cangelosi in 1986 (seven).
- Recorded a seven-game hitting streak from 4/18-25, batting .345 (10-29) with one double, one triple and two RBI.
- Hit a game-tying, RBI single in the ninth on 4/18 at Oakland.
- Went 2-4 with a triple on 4/23 vs. Seattle, marking his first multihit effort since 4/3 at Toronto (span of 14 games).
- Connected on his fifth career leadoff homer on 4/28-2 at Kansas City, tying Pat Kelly for fifth-most in Sox history.
- **Andersons Give Back:** Along with wife, Bria, and in conjunction with their League of Leaders organization, awarded the first Branden Deon Moss (BDM) scholarships on 5/1 ... Reagan Ross and Lorenzo Winston, students at Hillcrest High School in Tuscaloosa, Ala., were the \$500 scholarship recipients after submitting winning essays about their experience with violence and how violence negatively impacts our world ... the scholarship is named in honor of Branden Moss, who was killed in 2017 ... Anderson and Moss were close friends, and both attended Hillcrest High School.
- Recorded his second career multihomer game on 5/5 vs. Minnesota ... hit four homers in a span of four games from 5/25-28 ... registered his third career multihomer game and a career-high four RBI on 5/26 at Detroit ... hit a solo homer in the fifth and a three-run shot in the sixth.

MOST HR BY AL SS SINCE 2017

Player, Club	HR
Francisco Lindor, CLE	86
Didi Gregorius, NYY	72
Carlos Correa, HOU	59
Xander Bogaerts, BOS	54
Marcus Semien, OAK	52
Tim Anderson, SOX	46

MOST LEADOFF HR IN WHITE SOX HISTORY

Player	No.
Ray Durham	20
Adam Eaton	9
Tim Raines	9
Alejandro De Aza	8
Tim Anderson	5
Pat Kelly	5

- Opened a three-run inning with a game-winning, two RBI triple in the sixth on 6/1 vs. Milwaukee ... recorded a game-winning, two-run single in the sixth on 6/6 at Minnesota.
- Homered in consecutive games from 6/22-23 vs. Oakland after going 22 straight games without a homer ... hit a three-run home run on his 25th birthday (6/23).
- Recorded three straight multihit efforts from 7/22-24.
- Hit his 17th home run on 8/22 vs. Minnesota, matching his total from the 2017 season.
- Fell a home run shy of the cycle and stole two bases on 8/17 vs. Kansas City ... was just the third Sox with a double, triple and two steals in a game (last Jim Rivera on 8/11/55 at K.C.).
- Hit his 18th home run on 9/2 vs. Boston, establishing a new career high ... also recorded three extra-base hits in a game for the second time in his career (also 5/5 vs. Minnesota).
- Connected on a game-winning, two-run home run in the 12th on 9/12 at Kansas City.
- Hit his 20th home run of the season on 9/22 vs. the Cubs, becoming the first shortstop in franchise history to record a 20-HR/20-SB season.



OVERVIEW

STAFF

PLAYERS 1

PLAYERS 2

40-MAN ROSTER

2018 REVIEW

OPPONENTS

CHRONOLOGY

MINOR LEAGUES

OVERVIEW

CAREER PLAYING RECORD

YEAR	CLUB	AVG	G	AB	R	H	TB	2B	3B	HR	RBI	SH	SF	HB	BB	SO	SB	CS	OBP	SLG	E
2013	Kannapolis	.277	68	267	45	74	97	10	5	1	21	2	2	7	23	78	24	4	.348	.363	19
2014	Winston-Salem	.297	68	286	48	85	135	18	7	6	31	0	2	5	7	68	10	3	.323	.472	31
	AZL White Sox	.200	5	15	2	3	9	0	0	2	2	0	0	0	2	5	0	1	.294	.600	0
	Birmingham	.364	10	44	7	16	22	3	0	1	7	1	0	0	0	9	0	1	.364	.500	3
2015	Birmingham	.312	125	513	79	160	220	21	12	5	46	4	2	7	24	114	49	13	.350	.429	25
2016	Charlotte	.304	55	247	39	75	101	10	2	4	20	1	0	0	8	58	11	4	.325	.409	10
	WHITE SOX	.283	99	410	57	116	177	22	6	9	30	6	1	1	13	117	10	2	.306	.432	14
2017	WHITE SOX	.257	146	587	72	151	236	26	4	17	56	2	1	3	13	162	15	1	.276	.402	*28
2018	WHITE SOX	.240	153	567	77	136	230	28	3	20	64	2	3	4	30	149	26	8	.281	.406	20
MINOR TOTALS		.301	332	1374	220	414	585	62	26	19	127	8	6	19	64	332	94	26	.340	.426	88
MLB TOTALS		.258	398	1564	206	403	643	76	13	46	150	10	5	8	56	428	51	11	.286	.411	62

*Led League

STAFF

CAREER TRANSACTIONS

- Selected by the White Sox in the first round (17th overall) of the First-Year Player Draft (6/13).
- On Class A Winston-Salem disabled list with right shoulder tendinitis (4/29-5/11/14).
- On Class A Winston-Salem disabled list with a right wrist fracture (6/29-8/21/14); included a rehabilitation assignment to the Arizona League White Sox (8/15-22/14).
- On Class AA Birmingham disabled list with a strained left shoulder (9/4-11/15).

PLAYERS 1

CAREER FIELDING STATISTICS

POSITION	PCT	G	GS	TC	PO	A	E	DP
Shortstop	.961	394	393	1588	527	999	62	207

PLAYERS 2

CAREER GAME BESTS AND HOME RUN INFORMATION

HITS — 4 (9/16/17 at DET) ... **HR** — 2 (3x, last 5/26/18 at DET) ... **RBI** — 4 (5/26/18 at DET)
RUNS — 3 (8x, 8/17/18 vs. K.C.) ... **SB** — 2 (5x, last 8/17/18 vs. K.C.) ... **HITTING STREAK** — 15 games (9/9-24/17)
GAME-ENDING HOME RUNS — NONE ... **GRAND SLAMS** — NONE ... **MULTIHOMER GAMES** — 3 (5/26/18 at DET)
PINCH-HIT HOMERS — NONE ... **INSIDE-THE-PARK HOMERS** — NONE ... **LEADOFF HOME RUNS** — 5 (4/28-2/18 at K.C.)


40-MAN ROSTER

2018 REVIEW

OPPONENTS

CHRONOLOGY

MINOR LEAGUES





AARON BUMMER

39

LEFT-HANDED PITCHER

Given Name: Aaron James Bummer
Bats: Left **Throws:** Left
Height: 6-3 **Weight:** 200
2019 Opening Day Age: 25 (September 21, 1993)
Birthplace and Residence: Valencia, Calif.
First Pro Contract: White Sox.
Sox Acquisition: Selected in the 19th round, June 2014 First-Year Player Draft.
Major League Service: 167 days.
Contract Status: Signed through 2018.

OVERVIEW
 STAFF
 PLAYERS 1
 PLAYERS 2
 40-MAN ROSTER
 2018 REVIEW
 OPPONENTS
 CHRONOLOGY
 MINOR LEAGUES

2018 SEASON

- Split the season between Class AAA Charlotte and the Sox.
- Appeared in a career-high 37 games with Chicago, setting career highs in IP (31.2) and strikeouts (35).
- Posted a 2.66 ERA (6 ER/20.1 IP) over 20 appearances at Guaranteed Rate Field, compared to a 7.15 ERA (9 ER/11.1 IP) in 17 outings on the road.
- Made his first career Opening Day roster with the White Sox ... made his season debut on OD (3/29) at Kansas City, working 0.1 scoreless IP.
- Worked 1.2 perfect IP on 4/20 vs. Houston ... suffered his first loss on 4/22 vs. Houston after allowing one run on one hit without recording an out.
- Registered his first hold of the season on 4/27 at Kansas City, retiring the only batter he faced.
- Matched his career-high with 2.0 scoreless IP on 5/18 vs. Texas ... retired six of seven hitters faced ... recorded 2.0 IP also on 9/26 vs. Cle. (career-high four SO) and 9/29 at Min.
- Was optioned to Charlotte on 6/6 and recalled on 9/1 for the remainder of the season.
- Did not allow a home run over his first 28 games of the season (22.0 IP) ... surrendered his only homer of 2018 on 9/7 vs. Los Angeles-AL (Andrelton Simmons) ... it was his first home run allowed since 8/29/17 at Minnesota (43 games/32.1 IP).
- Recorded a 5.84 ERA (8 ER/12.1 IP) over 11 outings during his second stint with the White Sox.
- Made 31 relief appearances with Charlotte, going 0-1 in save opportunities ... lowered his ERA from 4.15 (6 ER/13.0 IP) in the first half to 1.53 (3 ER/17.2 IP) after the break.
- Limited right-handers to a .222 average (12-54), and opponents overall to a .222 mark with RISP/two outs (4-18).
- Twenty-six of his 31 appearances were at least 1.0 IP.
- Did not allow a run over his final nine outings with the Knights, surrendering just four hits with eight strikeouts in 8.2 IP.
- Entered the season ranked by MLB.com as the No. 20 prospect in the White Sox system.

CAREER PLAYING RECORD

YEAR	CLUB	W-L	PCT	ERA	G	GS	CG	SHO	SV	IP	H	R	ER	HR	HB	BB-I	SO	WP	BK	AVG
2014	Great Falls	0-0	.000	2.45	16	0	0	0	1	22.0	18	7	6	1	2	6-0	28	3	0	.222
2015	DID NOT PLAY DUE TO INJURY																			
2016	AZL White Sox	0-0	.000	12.27	4	0	0	0	0	3.2	5	5	5	0	0	2-0	6	1	0	.313
	Great Falls	1-1	.500	3.38	7	0	0	0	0	8.0	7	3	3	0	0	4-0	11	1	0	.233
	Winston-Salem	0-1	.000	1.80	4	0	0	0	0	5.0	4	2	1	0	0	1-0	1	2	0	.200
2017	Winston-Salem	0-2	.000	4.91	8	0	0	0	2	11.0	10	6	6	2	0	3-0	15	1	0	.227
	Birmingham	1-3	.250	3.00	17	1	0	0	3	33.0	29	11	11	2	0	16-3	34	2	0	.246
	Charlotte	0-0	.000	1.80	3	0	0	0	0	5.0	5	2	1	0	0	1-0	5	1	0	.263
	WHITE SOX	1-3	.333	4.50	30	0	0	0	0	22.0	13	11	11	4	1	15-1	17	1	0	.178
2018	WHITE SOX	0-1	.000	4.26	37	0	0	0	0	31.2	40	19	15	1	1	10-0	35	7	1	.301
	Charlotte	2-3	.400	2.64	31	0	0	0	0	30.2	27	11	9	0	0	11-1	30	3	0	.235
MINOR TOTALS		4-10	.286	3.19	90	1	0	0	6	118.1	105	47	42	5	2	44-4	130	14	0	.237
MLB TOTALS		1-4	.200	4.36	67	0	0	0	0	53.2	53	30	26	5	2	25-1	52	8	1	.257

CAREER TRANSACTIONS

- Selected by the White Sox in the 19th round of the First-Year Player Draft (6/14).
- On Advanced Rookie Great Falls disabled list recovering from surgery on his left forearm (6/18/15-remainder of season).
- On Advanced Rookie Great Falls disabled list recovering from left elbow surgery (6/17-7/19/16); included rehab assignment to the AZL White Sox (7/7-19/16).

CAREER FIELDING STATISTICS

POSITION	PCT	G	GS	TC	PO	A	E	DP
Pitcher	.909	67	0	11	2	8	1	2

CAREER RELIEF BREAKDOWN

Save Pct. — Career: 0.0 (0-2); **2018:** 0.0 (0-1); **2017:** 0.0 (0-1) ... **Holds — Career:** 9; **2018:** 2; **2017:** 7.
Inherited Runners/Scored — Career: 49/16 (32.7); **2018:** 32/14 (43.8); **2017:** 17/2 (11.8).
First Bat. Efficiency — Career: 228 (13-57); **2018:** .303 (10-33); **2017:** .125 (3-24).

CAREER GAME BESTS AS RELIEVER

STRIKEOUTS — 4 (9/26/18 vs. CLE; 2.0 IP) ... **INNINGS PITCHED —** 2.0 (4x, last on 9/29/18 at MIN)
WINNING STREAK — NONE ... **CONSECUTIVE SCORELESS IP —** 9.0 (9/9/17-4/5/18)



RYAN BURR

61

RIGHT-HANDED PITCHER

Given Name: Ryan Matthew Burr

Bats: Right

Throws: Right

Height: 6-4

Weight: 235

2019 Opening Day Age: 24 (May 28, 1994)

Birthplace and Residence: Highlands Ranch, Colo.

First Pro Contract: Arizona Diamondbacks, selected in the fifth round, 2015 First-Year Player Draft.

Sox Acquisition: Obtained from Arizona Diamondbacks in exchange for international signing bonus pool money, August 11, 2017.

Major League Service: 40 days.

Contract Status: Signed through 2018.

2018 SEASON

- Spent the majority of the season between Class AA Birmingham and Class AAA Charlotte before making eight appearances with the White Sox.
- Tossed at least 1.0 IP in seven of his eight outings.
- Had his contract purchased from Charlotte on 8/22.
- Made his major-league debut on 8/23 at Detroit, working 1.1 perfect IP with a career-high two strikeouts ... struck out Mikie Mahtook to end the seventh for the first of his career.
- Recorded a career-high two strikeouts on three occasions: 8/23 at Detroit, 9/4 vs. Detroit and 9/23 vs. the Cubs.
- Worked 2.0 scoreless IP on 9/23 vs. the Cubs, the longest appearance of his career.

- Combined to go 4-3 with a 2.45 ERA (14 ER/51.1 IP), two saves, 51 strikeouts and a .190 (34-179) opponents average over 37 combined appearances between Birmingham and Charlotte.
- Held righties to a .171 (19-111) average and left-handers to a .221 (15-68) mark at the minor-league level.
- Opened the season with the Barons, making 30 relief appearances ... limited opponents to a .196 average (30-153).
- Twenty-one of his 30 outings were scoreless.
- Did not allow an earned run over his final 14 appearances (20.1 IP) before being promoted to Charlotte on July 27.
- Made seven appearances with the Knights, allowing just one earned run on four hits over 8.1 IP ... right-handers went hitless in 14 at-bats.

CAREER PLAYING RECORD

YEAR	CLUB	W-L	PCT	ERA	G	GS	CG	SHO	SV	IP	H	R	ER	HR	HB	BB-I	SO	WP	BK	AVG
2015	Hillsboro	3-0	1.000	1.88	13	0	0	0	3	14.1	7	3	3	1	1	5-0	21	0	0	.140
	Kane County	1-0	1.000	0.46	13	0	0	0	0	19.2	12	1	1	0	0	6-0	28	0	1	.174
2016	Kane County	1-2	.333	3.86	14	0	0	0	0	21.0	22	12	9	0	0	9-1	18	3	0	.265
	AZL Diamondbacks	0-0	—	0.00	2	0	0	0	0	2.0	2	0	0	0	1	1-0	2	0	0	.286
2017	Kane County	1-2	.333	2.81	22	0	0	0	4	32.0	29	10	10	3	1	15-0	46	1	1	.244
	Visalia	1-0	1.000	0.72	17	0	0	0	1	25.0	13	2	2	0	1	6-0	29	1	0	.160
	Winston-Salem	0-0	—	0.00	6	0	0	0	1	8.1	5	1	0	0	1	5-0	13	1	0	.179
2018	Birmingham	4-2	.667	2.72	30	0	0	0	2	43.0	30	15	15	3	0	23-0	43	7	0	.196
	Charlotte	0-1	.000	1.08	7	0	0	0	0	8.1	4	2	1	0	0	2-0	8	0	0	.154
	WHITE SOX	0-0	—	7.45	8	0	0	0	0	9.2	12	8	8	3	1	6-1	6	0	0	.333
MINOR TOTALS		11-7	.611	2.02	124	0	0	0	11	173.2	124	46	39	7	5	72-1	208	13	2	.201
MLB TOTALS		0-0	—	7.45	8	0	0	0	0	9.2	12	8	8	3	1	6-1	6	0	0	.333

CAREER TRANSACTIONS

- Selected by Arizona in the fifth round of the First-Year Player Draft (06/15).
- On Class A Kane County disabled list with a ribcage contusion (6/27-9/2016); included rehab assignment to the AZL Diamondbacks (7/31-8/15/16).
- Obtained by the White Sox from Arizona in exchange for international signing bonus pool money (8/11/17).

CAREER FIELDING STATISTICS

POSITION	PCT	G	GS	TC	PO	A	E	DP
Pitcher	1.000	8	0	2	0	2	0	0

CAREER GAME BESTS

STRIKEOUTS — 2 (3x, last on 9/23/18 vs. Cubs) ... **INNINGS PITCHED** — 2.0 (9/23/18 vs. Cubs)
WINNING STREAK — NONE ... **CONSECUTIVE SCORELESS IP** — 2.1 (8/23-30/18)



WELINGTON CASTILLO 53

CATCHER

Given Name: Welington Andrews Castillo
Bats: Right **Throws:** Right
Height: 5-10 **Weight:** 220
2019 Opening Day Age: 31 (April 24, 1987)
Birthplace | Residence: San Isidro, D.R. | Santo Domingo, D.R.
First Pro Contract: Chicago Cubs, signed as a free agent, December 8, 2004.
Sox Acquisition: Signed as a free agent, December 1, 2017.
Major League Service: Six years, 104 days.
Contract Status: Signed through 2019 (club option for 2020).

2018 SEASON

- Was limited to just 49 games after receiving an 80-game suspension for violating terms of Major League Baseball's Joint Drug Prevention and Treatment Program
- Batted .286/.340/.408 vs. left-handers, .319/.373/.420 during the day and .361/.378/.583 during interleague play.
- Pitchers owned a 5.18 ERA (204 ER/354.1 IC) when he was behind the plate ... threw out 8-31 (25.8 percent) of attempted basestealers ... allowed five passed balls.
- Hit a game-winning, two RBI double in the eighth inning on 3/31 at Kansas City, capping a three-run rally en route to a 4-3 win for the White Sox ... marked his eighth career, go-ahead hit in the eighth or later (last, home run on 5/19/17 vs. Toronto).
- Recorded his sixth career multihomer game on 4/2 at Toronto ... marked his third multihomer effort against the Blue Jays.
- Left the game on 4/10 vs. Tampa Bay with right knee soreness ... returned to the lineup on 4/16 at Oakland, going 1-3.

- Connected on a solo homer on 4/26 at Kansas City, snapping his 13-game homerless stretch.
- Recorded a RBI in three straight games from 5/17-20 (four RBI total) ... connected on his sixth homer on 5/20 vs. Texas.
- Capped a four-run, eighth-inning rally with a game-winning, two RBI single on 5/17 vs. Texas ... the Sox trailed, 2-0, with two outs and nobody on base in the eighth prior to the rally.
- Was placed on Major League Baseball's Restricted List for 80 games on 5/24.
- Appeared in 10 games with Class AAA Charlotte from 8/17-9/2 during a rehab assignment ... was placed on the disabled list on 8/23 (right shoulder inflammation) to continue his rehab ... was returned from the rehab assignment and reinstated from the disabled list on 9/2.
- Went 1-4 in his first game back on 9/3 vs. Detroit.
- Was 6-12 with a double and three runs scored over three games from 9/21-23 vs. the Cubs.

CAREER PLAYING RECORD

YEAR	CLUB	AVG	G	AB	R	H	TB	2B	3B	HR	RBI	SH	SF	HB	BB	SO	SB	CS	OBP	SLG	E
2006	Boise	.167	3	6	1	1	1	0	0	0	0	1	0	0	1	0	0	0	.167	.286	0
	AZL Cubs	.192	7	26	4	5	5	0	0	0	0	0	0	1	1	6	0	0	.192	.250	1
2007	Peoria	.271	98	317	41	86	134	11	2	11	44	3	2	8	23	77	1	3	.423	.334	15
	Daytona	.273	33	121	15	33	41	8	0	0	12	0	1	1	4	23	1	0	.339	.299	6
2008	Tennessee	.298	57	198	25	59	82	11	0	4	24	2	0	6	14	50	0	0	.414	.362	2
	Iowa	.200	1	5	0	1	1	0	0	0	1	0	0	0	0	1	0	0	.200	.200	0
2009	Tennessee	.232	95	319	27	74	123	16	0	11	39	1	0	4	15	71	1	0	.386	.275	6
2010	Iowa	.255	69	239	35	61	119	17	1	13	59	1	7	6	19	58	0	2	.498	.317	7
	CHICAGO-NL	.300	7	20	3	6	13	4	0	1	5	0	0	0	1	7	0	0	.650	.983	0
2011	Daytona	.238	12	42	6	10	16	3	0	1	7	0	1	0	6	9	0	0	.381	.327	2
	Iowa	.286	61	227	38	65	119	9	0	15	35	0	1	3	20	57	0	0	.524	.351	4
	CHICAGO-NL	.154	4	13	0	2	2	0	0	0	0	0	0	0	0	4	0	0	.154	.154	0
2012	AZL Cubs	.667	2	6	2	4	7	3	0	0	0	0	0	0	3	0	0	0	1.167	.778	0
	Iowa	.260	44	146	22	38	62	6	0	6	22	0	2	5	23	37	0	0	.425	.375	8
2013	CHICAGO-NL	.265	52	170	16	45	71	11	0	5	22	0	1	2	17	51	0	0	.418	.337	7
	Tennessee	.364	5	11	3	4	10	0	0	2	6	0	0	1	5	3	0	0	.909	.588	0
2013	CHICAGO-NL	.274	113	380	41	104	151	23	0	8	32	1	2	11	34	97	2	0	.397	.349	3
2014	CHICAGO-NL	.237	110	380	28	90	148	19	0	13	46	2	2	7	26	102	0	0	.389	.296	6
	Iowa	.375	2	8	0	3	3	0	0	0	1	0	0	0	2	0	1	0	.375	.500	0
2015	CHICAGO-NL	.163	24	43	5	7	15	2	0	2	5	0	0	1	3	12	0	0	.349	.234	2
	SEATTLE	.160	6	25	3	4	4	0	0	0	2	0	2	0	1	5	0	0	.160	.179	0
2016	ARIZONA	.255	80	274	34	70	136	13	1	17	50	0	3	5	21	75	0	0	.496	.317	5
	ARIZONA	.264	113	416	41	110	176	24	0	14	68	0	4	4	33	121	2	0	.423	.322	7
2017	BALTIMORE	.282	96	341	44	96	167	11	0	20	53	0	2	0	22	97	0	0	.323	.490	4
	Bowie	.200	4	10	0	2	2	0	0	0	0	0	0	0	1	2	0	0	.333	.200	0
2018	WHITE SOX	.259	49	170	17	44	69	7	0	6	15	0	0	2	9	46	1	0	.304	.406	1
	Charlotte	.189	10	37	2	7	8	1	0	0	3	0	0	0	3	11	0	0	.250	.216	0
MINOR TOTALS		.264	503	1718	221	453	733	85	3	63	253	8	14	36	140	405	4	5	.330	.427	51
A.L. TOTALS		.269	151	536	64	144	240	18	0	26	70	0	4	2	32	148	1	0	.310	.448	5
N.L. TOTALS		.256	503	1696	168	434	712	96	1	60	228	3	12	30	135	469	4	0	.320	.420	39
MLB TOTALS		.259	654	2232	232	578	952	114	1	86	298	3	16	32	167	617	5	0	.318	.427	44

OVERVIEW

STAFF

PLAYERS 1

PLAYERS 2

40-MAN ROSTER

2018 REVIEW

OPPONENTS

CHRONOLOGY

MINOR LEAGUES

CAREER TRANSACTIONS

- Signed by Chicago-NL as a free agent (12/8/04).
- On Advanced Rookie Boise disabled list with sprained left ankle (7/6/06-remainder of season).
- On Class AA Tennessee disabled list with sore right thumb (6/28-7/4/08).
- On Class AAA Iowa disabled list with strained right hamstring (7/28-8/12/11).
- On Chicago-NL disabled list with sprained right knee (5/19-6/13/12); included rehab assignment to Class AA Tennessee (6/8-13/12).
- On Chicago-NL disabled list with torn meniscus in right knee (9/20/13-remainder of season).
- On Chicago-NL disabled list with left rib cage inflammation (6/3-21/14); included rehab assignment to Class AAA Iowa (6/18-21/14).
- Traded by Chicago-NL to Seattle in exchange for RHP Yoervis Medina (5/19/15).
- Traded by Seattle to Arizona with OF Gabriel Guerrero, RHP Dominic Leone and INF Jack Reinheimer in exchange for LHP Vidal Nuño and INF Mark Trumbo (6/3/15).
- On Arizona Paternity Leave List (8/9-11/16).
- On Arizona Bereavement List (8/12-14/16).
- Signed by Baltimore as a free agent (12/16/16).
- On Baltimore disabled list with right shoulder tendinitis (5/1-15/17).
- On Baltimore disabled list with testicular injury (5/31-6/9/17).
- Signed by the White Sox as a free agent (12/1/17).
- On Major League Baseball Restricted List (5/24-8/23/18); included rehab assignment to Class AAA Charlotte (8/17-23/18).
- On White Sox disabled list with right shoulder inflammation (8/23-9/2/18).

CAREER FIELDING STATISTICS

POSITION	PCT	G	GS	TC	PO	A	E	DP	POSITION	PCT	G	GS	TC	PO	A	E	DP
Catcher	.991	601	579	4688	4266	378	44	35	First Base	—	1	0	0	0	0	0	0

CAREER CATCHING BREAKDOWN

- Caught Stealing Percentage — Career:** 29.1 (116-398); **2018:** 25.8 (8-31); **2017:** 44.4 (20-45); **2016:** 34.4 (21-61); **2015:** 21.4 (9-42); **2014:** 31.3 (26-83); **2013:** 23.9 (21-88); **2012:** 17.5 (7-40); **2011:** 66.7 (2-3); **2010:** 40.0 (2-5).
- Catcher's ERA — Career:** 4.68 (2,667 ER/5130.0 IC); **2018:** 5.18 (204 ER/354.1 IC); **2017:** 5.60 (469 ER/753.1 IC); **2016:** 5.04 (518 ER/925.0 IC); **2015:** 4.36 (357 ER/736.2 IC); **2014:** 4.20 (428 ER/916.1 IC); **2013:** 4.02 (427 ER/956.0 IC); **2012:** 4.83 (222 ER/413.2 IC); **2011:** 5.97 (21 ER/31.2 IC); **2010:** 4.30 (21 ER/44.0 IC).

CAREER GAME BESTS AND HOME RUN INFORMATION

HITS — 4 (3x, last 8/30/17 vs. SEA) ... **HR** — 2 (7x, last 5/8/18 vs. PIT) ... **RBI** — 4 (7x, last 7/30/17 at TEX)
RUNS — 3 (7/31/15 at HOU) ... **SB** — 1 (5x, last 9/23/18 vs. CUBS) ... **HITTING STREAK** — 10 (7/24-8/10/17)

GAME-ENDING HOME RUNS — 1 (5/19/17 vs. TOR) ... **GRAND SLAMS** — 1 (6/14/17 at CWS)

MULTIHOMER GAMES — 7 (last 5/8/18 vs. PIT) ... **PINCH HOME RUNS** — 1 (4/14/15 vs. CIN)

INSIDE-THE-PARK HOME RUNS — NONE ... **LEADOFF HOME RUNS** — NONE





RYAN CORDELL

49

OUTFIELDER

Given Name: Ryan Thomas Cordell
Bats: Right **Throws:** Right
Height: 6-4 **Weight:** 205
2019 Opening Day Age: 26 (March 31, 1992)
Birthplace | Residence: Sacramento, Calif. | San Diego, Calif.
First Pro Contract: Texas Rangers, selected in the 11th round, June 2013 First-Year Player Draft.
Sox Acquisition: Obtained from the Milwaukee Brewers in exchange for RHP Anthony Swarzak, July 26, 2017.
Major League Service: 28 days.
Contract Status: Signed through 2018.

2018 SEASON

- Spent most of the season in the White Sox minor-league system but made his major-league debut in September.
- Was recalled from Charlotte on 9/3 and made his major-league debut that afternoon vs. Detroit as a pinch runner ... scored a run on Matt Davidson's game-ending, two-run homer.
- Made his first start as the right fielder on 9/4 vs. the Tigers.
- Recorded his first major-league hit, a solo home run, on 9/14 at Baltimore ... became the first White Sox to homer for his first hit since RHP Anthony Ranaudo on 7/27/16 at Cubs.
- Drove in a run in his final two games on 9/29-30 at Minnesota.
- Combined to hit .246/.286/.374 with 10 doubles, two triples, four home runs, 26 RBI, eight stolen bases and 18 runs scored in 51 games between the Arizona Rookie League White Sox, Class AA Birmingham and Class AAA Charlotte.

- Opened the season on the Charlotte's disabled list to continue his recovery from a fractured right collarbone.
- Was sent to the AZL Sox on a rehab assignment from 7/18-22, reinstated by the Knights and transferred to Birmingham on 7/23 ... appeared in three games with the Barons before being sent to Charlotte on 7/27.
- Hit his first home run on 8/3 vs. Durham ... drove in a run in five consecutive games from 8/17-22 (seven RBI total).
- Recorded a hit in 10 of his final 11 games with Charlotte from 8/22-9/2.
- Entered the season ranked by MLB.com as the No. 18 prospect in the White Sox system.

CAREER PLAYING RECORD

YEAR	CLUB	AVG	G	AB	R	H	TB	2B	3B	HR	RBI	SH	SF	HB	BB	SO	SB	CS	OBP	SLG	E
2013	Spokane	.241	64	232	34	56	83	12	0	5	23	1	1	5	23	53	19	4	.322	.358	3
2014	Hickory	.321	73	274	53	88	138	18	4	8	40	3	2	4	27	53	18	3	.388	.504	3
	Myrtle Beach	.306	16	62	12	19	40	2	2	5	19	0	1	0	7	13	3	1	.371	.645	0
2015	High Desert	.311	68	286	58	89	151	13	5	13	57	0	2	3	28	53	10	5	.376	.528	19
	Frisco	.217	56	221	26	48	74	5	3	5	18	2	4	3	12	73	10	1	.263	.335	5
2016	Frisco	.264	107	405	69	107	196	22	5	19	70	0	5	3	32	97	12	4	.319	.484	3
2017	Colorado Springs	.284	68	261	49	74	132	18	5	10	45	0	3	3	25	65	9	4	.349	.506	2
2018	Birmingham	.333	3	12	2	4	7	0	0	1	3	0	0	0	1	3	0	0	.385	.583	0
	AZL White Sox	.267	4	15	1	4	5	1	0	0	1	0	0	0	5	1	0	0	.267	.333	0
	Charlotte	.239	44	176	15	42	64	9	2	3	22	0	4	1	11	44	7	2	.281	.364	1
	WHITE SOX	.108	19	37	3	4	8	1	0	1	4	0	2	1	0	15	0	0	.125	.216	0
MINOR TOTALS		.273	503	1944	319	531	890	100	26	69	298	6	22	22	166	459	89	24	.334	.459	36
MLB TOTALS		.108	19	37	3	4	8	1	0	1	4	0	2	1	0	15	0	0	.125	.216	0

CAREER TRANSACTIONS

- Selected by Texas in the 11th round of the First-Year Player Draft (6/13).
- On Class A Hickory disabled list with a strained left oblique (7/21-8/1/14).
- On Class AA Frisco disabled list with a sprained right ankle (8/3/16-remainder of season).
- Traded by Texas to Milwaukee as the player to be named later (9/5/16), completing a five-player deal which included OF Lewis Brinson and RHP Luis Ortiz in exchange for C Jonathan Lucroy and RHP Jeremy Jeffress (8/1/16).
- On Class AAA Colorado Springs disabled list with a strained back (6/27-7/26/17).
- Traded by Milwaukee to the White Sox in exchange for RHP Anthony Swarzak (7/26/17).
- On Class AAA Charlotte disabled list with a strained back (7/26/17-remainder of season).
- On Class AAA Charlotte disabled list with a fractured right collarbone (4/17-7/23/18); included rehab assignment with Arizona Rookie League White Sox and Charlotte (7/18-22/18).

CAREER FIELDING STATISTICS

POSITION	PCT	G	GS	TC	PO	A	E	DP	POSITION	PCT	G	GS	TC	PO	A	E	DP
Right Field	1.000	9	3	8	8	0	0	0	Center Field	1.000	7	7	15	15	0	0	0

OVERVIEW

STAFF

PLAYERS 1

PLAYERS 2

40-MAN ROSTER

2018 REVIEW

OPPONENTS

CHRONOLOGY

MINOR LEAGUES



DYLAN COVEY

68

RIGHT-HANDED PITCHER

Given Name: Dylan Charles Covey

Bats: Right

Throws: Right

Height: 6-1

Weight: 220

2019 Opening Day Age: 27 (August 14, 1991)

Birthplace | Residence: Glendale, Calif. | Pasadena, Calif.

First Pro Contract: Oakland Athletics, selected in the fourth round, June 2013 First-Year Player Draft.

Sox Acquisition: Selected in the major-league portion of the Rule 5 Draft, December 8, 2016.

Major League Service: One year, 136 days.

Contract Status: Signed through 2018.

2018 SEASON

- Spent a majority of his second season with the White Sox after beginning 2018 with Class AAA Charlotte.
- Established career highs in wins (5), appearances (27), starts (21), IP (121.2) and strikeouts (91).
- Went 1-2 with a 2.25 ERA (3 ER/12.0 IP) in six relief appearances and 4-12 with a 5.50 ERA (67 ER/109.2 IP) over 21 starts.
- Held opponents to a .217 (45-207) average the first time through the lineup ... opponents batted .305 (51-167) the second time through and .300 (30-100) the third time.
- Had his contract purchased from Charlotte between games of a doubleheader on 4/28 ... made the start in Game 2 at Kansas City, suffering the loss after allowing four runs on seven hits with three walks and three strikeouts over 6.0 IP.
- Marked his 13th straight winless start to open his career, the longest streak by a White Sox ... the last MLB pitcher to open his career with 13 winless starts was Colorado's Jon Gray (2015-16).
- Was optioned back to the Knights following the game.
- Was recalled by the Sox on 5/19, replacing RHP Carson Fulmer on the active roster.
- Recorded his first major-league win on 5/23 vs. Baltimore after allowing one run on six hits and eight strikeouts over 7.0 IP ... snapped his career-opening, 13-start winless stretch.
- Received a ND on 6/3 vs. Milwaukee despite allowing just one unearned run on four hits with seven strikeouts in 5.0 IP.

- Allowed three hits with one walk and seven strikeouts in 6.0 scoreless IP on 6/8 at Boston, earning his first MLB road win.
- Extended his winning streak to three on 6/13 vs. Cleveland after allowing two runs with zero walks in 7.0 IP ... was charged with four losses in a span of five starts from 6/18-7/10.
- Worked a career-high 8.1 scoreless IP and allowed just two hits on 7/21 at Seattle ... marked the longest scoreless outing by a White Sox starter since RHP Miguel González (also 8.1) on 9/28/16 vs. Tampa Bay.
- Was moved to the bullpen on 8/21 after Chicago purchased the contract of RHP Michael Kopech from Charlotte.
- Suffered the loss in relief on 8/28 at the Yankees after surrendering a game-ending, pinch-hit homer to Neil Walker in the ninth.
- Earned the win on 8/31 vs. Boston after throwing 3.0 scoreless IP in relief, his first victory since 7/21 at Seattle.
- Moved back into the rotation on 9/11 at Kansas City ... suffered the loss that day, allowing six runs (five earned) over 4.1 IP.
- Tossed a career-high 12.0 consecutive scoreless IP from 9/19-30, including 12.0 straight scoreless IP against Cleveland in back-to-back starts from 9/19-26.
- Started in the team's final game of the season on 9/30 at Minnesota (L; 5 ER/6.0 IP).
- Made seven starts over two stints with the Knights ... allowed three runs or less in six of the seven starts.

CAREER PLAYING RECORD

YEAR	CLUB	W-L	PCT	ERA	G	GS	CG	SHO	SV	IP	H	R	ER	HR	HB	BB-I	SO	WP	BK	AVG
2013	Vermont	0-0	.000	0.00	4	4	0	0	0	12.0	9	1	0	0	0	1-0	15	0	0	.205
	Beloit	1-1	.500	4.75	10	10	0	0	0	47.1	64	28	25	4	1	17-0	31	7	0	.327
2014	Beloit	4-9	.308	4.81	18	17	2	0	0	101.0	99	59	54	3	5	26-0	70	2	0	.258
	Stockton	3-5	.375	7.15	8	8	0	0	0	39.0	49	31	31	2	5	15-0	22	5	0	.312
2015	Stockton	8-9	.471	3.59	26	26	0	0	0	140.1	135	65	56	13	6	43-0	100	7	0	.250
2016	Midland	2-1	.667	1.84	6	6	0	0	0	29.1	21	14	6	2	1	17-0	26	3	0	.200
2017	WHITE SOX	0-7	.000	7.71	18	12	0	0	0	70.0	83	60	60	20	1	34-1	41	6	1	.305
	AZL White Sox	0-0	.000	0.00	3	3	0	0	0	5.0	2	0	0	0	0	0-0	5	0	0	.133
	Charlotte	0-0	.000	3.00	2	0	0	0	0	6.0	5	2	2	1	1	1-0	3	1	0	.227
2018	Charlotte	3-1	.750	2.33	7	7	0	0	0	38.2	32	14	10	3	2	15-0	35	0	0	.232
	WHITE SOX	5-14	.263	5.18	27	21	0	0	0	121.2	129	81	70	13	2	52-4	91	5	0	.269
MINOR TOTALS		21-26	.447	3.96	84	81	2	0	0	418.2	416	214	184	28	21	135-0	307	25	0	.260
MLB TOTALS		5-21	.192	6.10	45	33	0	0	0	191.2	212	141	130	33	3	86-5	132	11	1	.282

CAREER TRANSACTIONS

- Selected by Oakland in the fourth round of the First-Year Player Draft (6/13).
- On Class A Beloit disabled list with a strained right shoulder (6/22-7/5/14).
- On Class A Stockton disabled list with a sprained right ankle (7/22-29/15).
- On Class A Stockton disabled list with a right hand laceration (8/10-18/15).
- On Class AA Midland disabled list with a strained right oblique (5/9-9/27/16).
- Selected by the White Sox in the Rule 5 Major-League Draft (12/8/16).
- On White Sox disabled list with a strained left oblique (5/26-8/15/17); included injury rehab assignment to the Arizona Rookie League White Sox and Class AAA Charlotte (7/31-8/15/17).

CAREER FIELDING STATISTICS

POSITION	PCT	G	GS	TC	PO	A	E	DP
Pitcher	.895	27	21	27	9	14	4	2

CAREER PITCHING BREAKDOWN

Quality Starts — Career: 7; 2018: 6; 2017: 1.
 Club Record As Starter — Career: 9-24; 2018: 5-16; 2017: 4-8.
 Starts Lasting 6.0/7.0/8.0 IP — Career: 12/3/1; 2018: 9/3/1; 2017: 3/0/0.

CAREER RELIEF BREAKDOWN

Inherited Runners/Scored — Career: 11/1 (9.1); 2018: 3/1 (33.3); 2017: 8/0 (0.0).
 First Bat. Efficiency — Career: 182 (2-11); 2018: .333 (2-6); 2017: .000 (0-5).

CAREER GAME BESTS AS STARTER

STRIKEOUTS — 9 (5/13/17 vs. S.D.; 4.1 IP) ... IP — 8.1 (7/21/18 at SEA) ... COMPLETE GAMES — NONE
 SHUTOUTS — NONE ... WINNING STREAK — 3 games (5/23-6/13/18) ... CONSEC. SCORELESS IP — 15.0 (9/19-30/18)

CAREER GAME BESTS AS RELIEVER

STRIKEOUTS — 3 (8/31/18 vs. BOS; 3.0 IP) ... INNINGS PITCHED — 4.2 (8/21/17 vs. MIN)
 WINNING STREAK — NONE ... CONSECUTIVE SCORELESS IP — 6.0 (8/31/18-current)



The White Sox hosted the 11th annual Double Duty Classic on July 24 at Guaranteed Rate Field. The event celebrates the history and tradition of Negro League baseball in Chicago and promoting the next generation of inner-city baseball players. The game was preceded by a special forum discussion on the history of the Negro Leagues and African-Americans in baseball. WSCR-AM 670 host Laurence Holmes emceed the forum, which included Negro Leagues Baseball Museum President Bob Kendrick, MLB Senior Vice President of Youth Programs Tony Reagins, White Sox hitting coach Todd Steverson and White Sox Executive Vice President Ken Williams.

OVERVIEW

STAFF

PLAYERS 1

PLAYERS 2


40-MAN ROSTER

2018 REVIEW

OPPONENTS

CHRONOLOGY

MINOR LEAGUES



TYLER DANISH

60

RIGHT-HANDED PITCHER

Given Name: Tyler Michael Danish

Bats: Right

Throws: Right

Height: 6-0

Weight: 200

2019 Opening Day Age: 24 (September 12, 1994)

Birthplace | Residence: Brandon, Fla. | Riverview, Fla.

First Pro Contract: White Sox.

Sox Acquisition: Selected in second round, June 2013 First-Year Player Draft.

Major League Service: 52 days.

Contract Status: Signed through 2018.

2018 SEASON

- Appeared in seven games with the White Sox but spent most of the season with Class AAA Charlotte.
- Had his contract purchased from Charlotte on 7/27 ... made his season debut that night vs. Toronto (1.0 scoreless IP).
- Earned his first win of 2018 on 8/3 at Tampa Bay after working a scoreless ninth ... grew up in Brandon, Fla., located approx. 35 miles from Tropicana Field (attended Rays games as a child).
- Was optioned back to Charlotte on 8/21 ... appeared in 31 games as a reliever and made two starts with the Knights.

- Recorded a monthly-low 1.04 ERA (2 ER/17.1 IP) over seven games in July ... surrendered just 10 hits with three walks and eight strikeouts.
- Limited right-handers to a .230 average (37-161), and opponents overall to a .192 mark with RISP (14-73).
- Twenty-two of his 33 outings were at least 2.0 IP.
- Made his only two starts on 4/30 vs. Gwinnett (ND; 3.0 scoreless IP) and 5/20 at Columbus (L; 2 ER/4.0 IP).
- Did not allow a run in six consecutive appearances from 7/1-22 ... surrendered just eight hits with eight strikeouts in 16.0 IP.
- Became a free agent on 10/1.

CAREER PLAYING RECORD

YEAR	CLUB	W-L	PCT	ERA	G	GS	CG	SHO	SV	IP	H	R	ER	HR	HB	BB-I	SO	WP	BK	AVG
2013	Bristol	1-0	1.000	1.38	13	1	0	0	0	26.0	15	6	4	1	0	5-0	22	0	0	.165
	Kannapolis	0-0	.000	0.00	2	0	0	0	0	4.0	2	0	0	0	0	0-0	6	0	0	.143
2014	Kannapolis	3-0	1.000	0.71	7	7	0	0	0	38.0	28	8	3	0	0	10-0	25	1	0	.206
	Winston-Salem	5-3	.635	2.65	18	18	0	0	0	91.2	87	35	27	7	4	23-0	78	2	1	.248
2015	Birmingham	8-12	.400	4.50	26	26	2	0	0	142.0	175	82	71	13	5	60-0	90	3	0	.311
2016	Birmingham	3-7	.300	4.42	12	12	0	0	0	75.1	71	38	37	3	0	16-0	47	2	0	.246
	Charlotte	1-3	.250	5.83	7	5	0	0	0	29.1	39	21	19	0	1	10-0	21	2	0	.320
	WHITE SOX	0-0	.000	10.80	3	0	0	0	0	1.2	6	2	2	0	0	3-1	0	0	0	.667
2017	Charlotte	4-14	.222	5.47	26	25	1	0	0	138.1	175	107	84	18	5	47-0	71	7	0	.305
	WHITE SOX	1-0	1.000	0.00	1	1	0	0	0	5.0	3	0	0	0	0	6-0	6	0	0	.176
2018	Charlotte	2-3	.400	3.01	33	2	0	0	0	71.2	63	27	24	6	1	28-0	53	4	1	.235
	WHITE SOX	1-0	1.000	7.11	7	0	0	0	0	6.1	8	5	5	2	1	4-0	5	0	0	.320
MINOR TOTALS		27-42	.391	3.93	144	96	4	1	0	616.1	655	324	269	48	16	199-0	413	21	2	.272
MLB TOTALS		2-0	1.000	4.85	11	1	0	0	0	13.0	17	7	7	2	1	13-1	11	0	0	.333

CAREER TRANSACTIONS

- Selected by the White Sox in the second round of the First-Year Player Draft (6/13).
- On Class A Winston-Salem disabled list with right shoulder inflammation (6/23-7/2/14).
- On Class AAA Charlotte disabled list with left knee tendinitis (7/31/16-remainder of season).

CAREER FIELDING STATISTICS

POSITION	PCT	G	GS	TC	PO	A	E	DP
Pitcher	1.00	11	1	2	1	1	0	0





MATT DAVIDSON

24

INFIELDER

Given Name: Matthew Glen Davidson
Bats: Right **Throws:** Right
Height: 6-3 **Weight:** 230
2019 Opening Day Age: 28 (March 26, 1991)
Birthplace | Residence: Yucaipa, Calif. | Glendale, Ariz.
First Pro Contract: Arizona Diamondbacks, selected as a supplemental first-round pick (35th overall), June 2009 First-Year Player Draft.
Sox Acquisition: Obtained from the Arizona Diamondbacks in exchange for RHP Addison Reed, December 16, 2013.
Major League Service: Two years, 146 days.
Contract Status: Signed through 2018.

2018 SEASON

- Tied for third on the team with 20 home runs, his second consecutive season with 20 or more (26 in 2017).
- Made 64 starts at designated hitter, 41 at first base and 12 at third ... also made three appearances at pitcher, allowing one hit over 3.0 scoreless IP.
- Became the 12th position player (13th time) to make three-plus pitching appearances in a season since 1973 (DH inception) ... joined Doug Dascenzo (5.0 IP), John Cangelosi (4.0) and Jim Morrison (3.2) as the only position players to start their pitching careers with 3.0 scoreless IP or more.
- Joined Shohei Ohtani (2018) and Babe Ruth (1919) as the only players in major-league history with 20-plus homers and three pitching appearances in one season.
- His 52 walks ranked second on the team, surpassed his career total of 29 entering the season and were 33 more than his total from 2017.
- **Royal Pain:** Hit eight home runs vs. Kansas City, tied with Albert Belle (1998) and José Valentín (2003) for the most homers by a Sox vs. the Royals in a single season ... Adam Dunn (2013 vs. Minnesota) was the last Sox player to hit eight homers vs. one team in a single season ... Gus Zernial, who hit 11 vs. the St. Louis Browns in 1950, owns the club record (STATS LLC).
- **RBI Machine:** Became the sixth player in White Sox history to record six-plus RBI over the first two games of the season and first since Carlos Quentin in 2011 (seven) ... collected eight RBI over the first six games, the most by a Sox player since Paul Konerko (eight) and Quentin (10) in 2011.
- **Dynamite Debut:** Became the fourth player in major-league history to hit three home runs on Opening Day, joining Toronto's George Bell (1988), the Cubs' Tuffy Rhodes (1994) and Detroit's Dmitri Young (2005) ... also became the 14th Sox player (15th time) to homer three times in one game and first since Dan Johnson on 10/3/12 at Cleveland ... according to Elias, became the first White Sox DH to record a three-homer game ... recorded his first career multihomer game and set career highs with five RBI and four runs scored on 3/29 at Kansas City.
- Hit his fourth homer on 4/4 at Toronto, the most ever by a Sox player through the first five games of a season ... scored four runs for the second time in 2018 and reached eight RBI for the season on 4/5 vs. Detroit.
- Hit a game-winning, two-home run in the eighth inning on 4/11 vs. Tampa Bay ... marked his second career game-winning homer in the eighth or later.
- **The Mayor of Kansas City:** Recorded his second and third career multihomer games on 4/26-27 at the Royals ... joined Carlos Quentin (2010), Joe Crede (2008), Greg Norton (1999) and Zeke Bonura (1934) as the only Sox to record two straight multihomer games ... seven homers marked the most by a Sox player at Kauffman Stadium in a season ... became the first player in MLB history to post three multihomer games against

MOST SOX HR VS. KANSAS CITY

Player, Year	HR
Matt Davidson, 2018	8
José Valentín, 2003	8
Albert Belle, 1998	8
Dick Allen, 1972	7
Four players tied	6

MOST SOX HR AT KAUFFMAN STADIUM

Player, Year	HR
Matt Davidson, 2018	7
José Valentín, 2003	6
Eight players tied	4

a single opponent in March/April of a season, and joined José Abreu as the only Sox ever to record three multihomer games in March/April in a season (STATS LLC).

- Homered in consecutive games on 5/12-13 at the Cubs ... drew a game-tying, bases loaded walk in the eighth inning on 5/17 vs. Texas after falling behind in the count, 0-2.
- Was on the 10-day disabled list from 5/25-6/3 with back spasms ... matched his career high with three hits on 6/15 vs. Detroit ... homered in consecutive games from 6/17-18 following a 19-game drought.
- Made his first career pitching appearance on 6/29 at Texas, working a 1-2-3 eighth inning, including a strikeout of Rougned Odor ... matched his career high with three hits on 6/30 at Texas, including a solo home run ... became the first Sox position player since at least 1913 to pitch in a game and homer in the club's next (STATS) ... added a three-hit effort on 7/1 at the Rangers, including three RBI.
- Threw a perfect ninth inning on 7/27 vs. Toronto in his second career pitching appearance.
- Homered for the eighth time vs. the Royals on 7/31 at Guaranteed Rate Field ... matched Albert Belle (1998) and José Valentín (2003) for the most homers by a White Sox player vs. Kansas City in a single season.
- Made his third pitching appearance on 8/7 vs. the Yankees, allowing one hit and one walk in a scoreless ninth ... joined Doug Dascenzo (5.0 IP), John Cangelosi (4.0) and Jim Morrison (3.2) as the only position players since 1973 to start their pitching careers with 3.0 scoreless IP or more (STATS).
- Hit safely in seven straight games from 8/14-23, going 10-29 (.345) with one double, two homers and seven RBI ... registered an eight-game hitting streak from 8/28-9/4, going 12-29 (.414) with two doubles, two home runs, eight RBI and a 1.175 OPS.
- Hit his second career walkoff homer on 9/3 vs. Detroit (also 7/30/17 vs. Cleveland), a two-run shot off Shane Greene.
- Missed four straight games from 9/10-14 (leg soreness).

OVERVIEW

STAFF

PLAYERS 1

PLAYERS 2

40-MAN ROSTER

2018 REVIEW

OPPONENTS

CHRONOLOGY

MINOR LEAGUES

CAREER PLAYING RECORD

YEAR	CLUB	AVG	G	AB	R	H	TB	2B	3B	HR	RBI	SH	SF	HB	BB	SO	SB	CS	OBP	SLG	E
2009	Yakima	.241	72	270	29	65	86	15	0	2	28	1	0	7	21	75	0	2	.312	.319	13
2010	South Bend	.289	113	415	58	120	209	35	3	16	79	0	4	13	43	109	0	2	.371	.504	16
	Visalia	.169	21	71	6	12	19	1	0	2	11	0	0	1	12	25	0	0	.298	.268	1
2011	Visalia	.277	135	535	93	148	249	39	1	20	106	0	8	11	52	147	0	1	.348	.465	16
2012	Mobile	.261	135	486	81	127	228	28	2	23	76	0	5	15	69	126	3	4	.367	.469	28
2013	Reno	.280	115	443	55	124	213	32	3	17	74	0	6	5	46	134	1	0	.350	.481	17
	ARIZONA	.237	31	76	8	18	33	6	0	3	12	0	0	1	10	24	0	1	.333	.434	1
2014	Charlotte	.199	130	478	59	95	173	18	0	20	55	1	3	8	49	164	0	0	.283	.362	15
2015	Charlotte	.203	141	528	63	107	198	22	0	*23	74	1	4	7	62	191	1	0	.293	.375	10
2016	Charlotte	.268	75	284	35	76	126	20	0	10	46	2	3	5	32	86	0	0	.349	.444	8
	WHITE SOX	.500	1	2	1	1	1	0	0	0	1	0	0	0	0	2	0	0	.500	.500	0
2017	WHITE SOX	.220	118	414	43	91	187	16	1	26	68	0	5	5	19	165	0	1	.260	.452	7
2018	WHITE SOX	.228	126	434	51	99	182	23	0	20	62	0	3	7	52	165	0	0	.319	.419	4
MINOR TOTALS		.244	937	3510	479	874	1501	210	9	133	549	5	33	72	386	1057	5	9	.333	.428	124
SOX TOTALS		.225	245	850	95	191	370	39	1	46	131	0	8	12	71	331	0	1	.291	.435	11
MLB TOTALS		.226	276	926	103	209	403	45	1	46	143	0	8	13	81	355	0	2	.295	.435	12

*Led League

CAREER TRANSACTIONS

- Selected by Arizona as a sandwich pick (35th overall) between the first and second rounds of the First-Year Player Draft (6/09).
- Traded by Arizona to the White Sox in exchange for RHP Addison Reed (12/16/13).
- On White Sox disabled list with a broken right foot (7/1/16-remainder of season); transferred to 60-day disabled list on 7/17/16.
- On White Sox disabled list with a right wrist contusion (8/4-24/17); included rehab assignment at Class AAA Charlotte (8/23-24/17).
- On White Sox disabled list with back spasms (5/25-6/3/18).

CAREER FIELDING STATISTICS

POSITION	PCT	G	GS	TC	PO	A	E	DP	POSITION	PCT	G	GS	TC	PO	A	E	DP
Third Base	.958	68	62	144	39	99	6	15	First Base	.988	64	59	501	475	20	6	34

CAREER GAME BESTS AND HOME RUN INFORMATION

HITS — 3 (7x, last 7/1/18 at TEX) ... **HR** — 3 (3/29/18 at K.C.) ... **RBI** — 5 (3/29/18 at K.C.)
RUNS — 4 (3/29/18 at K.C.) ... **SB** — NONE ... **HITTING STREAK** — 8 games (8/28-9/4/18)

GAME-ENDING HOME RUNS — 2 (last 9/3/18 vs. DET) ... **GRAND SLAMS** — NONE
MULTIHOME GAMES — 3 (last 4/27/18 at K.C.) ... **PINCH-HIT HOME RUNS** — NONE
INSIDE-THE-PARK HOME RUNS — NONE ... **LEADOFF HOME RUNS** — NONE





NICKY DELMONICO 30

INFILDER/OUTFIELDER

Given Name: Nicholas John Delmonico
Bats: Left **Throws:** Right
Height: 6-3 **Weight:** 230
2019 Opening Day Age: 26 (July 12, 1992)
Birthplace | Residence: Knoxville, Tenn. | Surprise, Ariz.
First Pro Contract: Baltimore Orioles, selected in the sixth round, June 2011 First-Year Player Draft.
Sox Acquisition: Signed as a free agent, February 11, 2015.
Major League Service: One year, 62 days.
Contract Status: Signed through 2018.

2018 SEASON

- Appeared in 88 games in his second season with the White Sox ... missed nearly two months with a fractured right hand.
- Made his first career Opening Day roster and was the left fielder in the opener on 3/29 at Kansas City (2 BB and HBP).
- Hit his first home run of the season on 4/9 vs. Tampa Bay, a two-run shot off Chris Archer ... matched his career high with three RBI on 4/18 at Oakland ... recorded his first career pinch hit and pinch RBI on 4/28-2 at Kansas City.
- Left the game on 5/18 vs. Texas after being hit on the right hand by a Matt Moore pitch ... was placed on the 10-day disabled list on 5/19 with a fractured third metacarpal on his right hand.

- Appeared in 10 rehab games between Class AA Birmingham and Class AAA Charlotte before being returned from his assignment and reinstated from the disabled list on 7/20.
- Hit safely in five straight games from 7/21-28, including home runs on 7/26 at Los Angeles-AL and 7/28 vs. Toronto.
- Recorded an eight-game hitting streak from 8/13-22, going 9-30 (.300) with four homers, eight RBI and a 1.182 OPS.
- Homered four times in six games from 8/17-22, including back-to-back contests from 8/17-18 and 8/21-22 ... scored a run in a career-high eight straight games from 8/13-22.
- Went 2-4 with a career-high five RBI on 8/17 vs. Kansas City.
- Missed six games from 9/18-23 with neck stiffness.

CAREER PLAYING RECORD

YEAR	CLUB	AVG	G	AB	R	H	TB	2B	3B	HR	RBI	SH	SF	HB	BB	SO	SB	CS	OBP	SLG	E
2012	Delmarva	.249	95	338	49	84	139	22	0	11	54	0	1	7	47	73	8	1	.351	.411	22
2013	Frederick	.243	61	226	33	55	106	12	0	13	30	0	0	1	36	59	5	1	.350	.469	15
	Brevard County	.194	21	72	8	14	20	4	1	0	9	0	0	3	12	21	2	1	.333	.278	4
2014	Brevard County	.262	37	141	11	37	57	8	0	4	15	0	1	1	7	34	2	2	.300	.404	5
2015	Kannapolis	.400	5	20	4	8	14	1	1	1	8	0	1	0	1	4	0	0	.409	.700	0
	Birmingham	.238	62	223	26	53	86	24	0	3	26	1	3	1	25	52	2	1	.313	.386	14
2016	Birmingham	.338	38	142	25	48	101	14	2	10	31	3	0	1	13	33	1	0	.397	.676	3
	Charlotte	.246	72	260	32	64	96	16	0	7	30	1	4	1	29	74	2	0	.320	.388	4
2017	Charlotte	.262	99	378	55	99	159	18	3	12	45	0	1	4	46	73	4	2	.347	.421	17
	WHITE SOX	.262	43	141	25	37	68	4	0	9	23	0	0	2	23	31	2	0	.373	.482	1
2018	WHITE SOX	.215	88	284	31	61	106	11	5	8	25	0	1	6	27	80	1	2	.296	.373	5
	Birmingham	.200	5	15	1	3	0	0	0	0	0	0	0	0	1	3	0	0	.250	.200	0
	Charlotte	.400	5	20	3	8	12	4	0	0	2	0	0	0	4	4	0	0	.500	.600	0
MINOR TOTALS		.258	649	2328	310	582	986	123	7	61	250	5	11	19	221	430	26	8	.342	.432	76
MLB TOTALS		.231	131	425	56	98	174	15	5	17	48	0	1	8	50	111	3	2	.322	.409	6

CAREER TRANSACTIONS

- Selected by Baltimore in the sixth round of the First-Year Player Draft (6/7/11).
- On Class A Delmarva disabled list with medial meniscus tear in right knee (6/28-7/5/12).
- On Class A Frederick disabled list with a concussion (4/19-5/12/13).
- Traded by Baltimore to Milwaukee in exchange for RHP Francisco Rodríguez (7/23/13).
- On Class A Brevard County disabled list with right elbow strain (8/19-29/13).
- On Class A Brevard County temporarily inactive list (7/20-27/14).
- On Minor League Baseball restricted list (7/28-8/31/14).
- Signed by the White Sox as a free agent (2/11/15).
- On Class AA Birmingham disabled list with left quadriceps strain (4/7-13/16).
- On Class AAA Charlotte disabled list with right rotator cuff strain (6/30-7/25/16).
- On White Sox disabled list with a sprained right wrist (8/26-9/5/17).
- On White Sox DL with a fractured right hand (5/19-7/19/18); included rehab to Class AA Birmingham and Class AAA Charlotte (7/6-17/18).

CAREER FIELDING STATISTICS

POSITION	PCT	G	GS	TC	PO	A	E	DP	POSITION	PCT	G	GS	TC	PO	A	E	DP
Left Field	.969	76	68	130	121	5	4	1	First Base	.980	7	6	49	46	2	1	6

CAREER GAME BESTS AND HOME RUN INFORMATION

HITS — 3 (5x, last 4/18/18 at OAK) ... **HR** — 2 (2x, last 8/18/17 at TEX) ... **RBI** — 5 (8/17/18 vs. K.C.)
RUNS — 2 (11x, last 8/5/18 at T.B.) ... **SB** — 1 (3x, last 4/18/18 at OAK) ... **HITTING STREAK** — 11 games (8/3-16/17)
GAME-ENDING HR — 1 (9/27/17 vs. LAA) ... **GRAND SLAMS** — NONE ... **MULTIHR GAMES** — 2 (last 8/18/17 at Tex.)
PINCH-HIT HR — NONE ... **INSIDE-THE-PARK HR** — 1 (8/18/17 at TEX) ... **LEADOFF HR** — 1 (9/3/18 vs. DET)

OVERVIEW

STAFF

PLAYERS 1

PLAYERS 2

40-MAN ROSTER

2018 REVIEW

OPPONENTS

CHRONOLOGY

MINOR LEAGUES



ADAM ENGEL

15

OUTFIELDER

Given Name: Adam Trevor Engel

Bats: Right

Throws: Right

Height: 6-2

Weight: 210

2019 Opening Day Age: 27 (December 9, 1991)

Birthplace | Residence: Cincinnati, Ohio | Loveland, Ohio

First Pro Contract: White Sox.

Sox Acquisition: Selected in 19th round, June 2013 First-Year Player Draft.

Major League Service: One year, 118 days.

Contract Status: Signed through 2018.

2018 SEASON

- Spent his first full season in the major leagues, making 124 starts in center field.
- Raised his average from .166 in 2017 to .235 in 2018 ... the +.069 increase was the third-largest in MLB (minimum 300 plate appearances) behind Boston's Mookie Betts (.082; .264 to .346) and the Cubs' Ben Zobrist (.073; .232 to .305) ... hit .275 (38-138) in 40 games from 8/12-remainder of the season.
- Was named a finalist for the Rawlings Gold Glove® Award among American League centerfielders.
- Ranked second on the team with 16 stolen bases and fourth with 143 games played.
- Made his first career Opening Day roster, starting in center field on 3/29 at Kansas City ... reached base safely four times, going 2-3 with two walks.
- Hit leadoff in consecutive games on 5/12-13 at the Cubs, going 4-8 with one double and three runs scored.
- Batted .340 (16-47) with a .574 slugging percentage and nine runs scored over a 13-game stretch from 5/23-6/5 ... matched his career high with four hits on 5/23 vs. Baltimore (second time), including his first home run of the season.

- Missed four consecutive games from 6/7-10 due to a strained right hamstring.
- Collected two hits on 7/4 at Cincinnati in front of several friends and family (was born in Cincinnati and lives in Loveland, Ohio).
- Robbed a pair of home runs with over-the-wall leaping catches in consecutive games from 8/6-7 vs. the Yankees ... went over the wall to steal home runs from Greg Bird on 8/6 and Kyle Higashioka on 8/7.
- Took away a third home run on 8/12 vs. Cleveland, robbing Yonder Alonso of a three-run homer in the ninth ... the three homer-robbing catches saved Sox pitchers seven runs.
- Homered in consecutive games for the first time in his career on 8/12 vs. the Indians and 8/13 at Detroit ... posted six multi-hit efforts in 10 games from 8/18-27.
- Was named MLB Defensive Player of the Month for August by Sports Info Solutions.
- Snapped a 2-2 tie with a game-winning, two-run homer in the fifth on 8/22 vs. Minnesota ... collected three hits on 8/27 at Yankee Stadium.
- Scored the winning run in the 12th inning on 9/12 at Kansas City after singling with one out.

CAREER PLAYING RECORD

YEAR	CLUB	AVG	G	AB	R	H	TB	2B	3B	HR	RBI	SH	SF	HB	BB	SO	SB	CS	OBP	SLG	E
2013	Great Falls	.301	56	239	44	72	99	12	3	3	30	2	2	10	21	34	*31	8	.379	.414	2
2014	AZL White Sox	.364	8	33	6	12	24	3	3	1	3	0	0	2	3	6	2	0	.447	.727	0
	Kannapolis	.261	74	307	54	80	126	14	7	6	30	0	0	5	29	86	28	11	.334	.410	3
	Winston-Salem	.239	21	88	11	21	21	0	0	0	5	2	2	2	6	21	9	1	.296	.239	1
2015	Winston-Salem	.251	136	529	*90	133	195	23	9	7	43	8	3	6	62	132	*65	11	.335	.369	4
2016	Winston-Salem	.327	14	55	15	18	26	6	1	0	5	1	0	1	7	11	6	0	.413	.473	0
	Birmingham	.255	74	306	56	78	126	18	9	4	25	5	0	7	39	70	31	9	.352	.412	2
2017	Charlotte	.242	41	149	19	36	55	6	2	3	16	0	0	2	10	50	8	5	.298	.369	1
	Charlotte	.218	46	165	2	36	76	12	2	8	19	3	1	4	19	51	4	3	.312	.461	2
2018	WHITE SOX	.166	97	301	34	50	85	11	3	6	21	8	0	8	19	117	8	1	.235	.282	2
	WHITE SOX	.235	134	429	49	101	144	17	4	6	29	7	1	8	18	129	16	8	.279	.336	x
MINOR TOTALS		.260	470	1871	315	486	748	94	36	32	176	21	8	39	196	461	183	48	.341	.400	15
MLB TOTALS		.207	240	730	83	151	229	28	7	12	50	15	1	16	37	246	24	9	.260	.314	x

*Led League

CAREER TRANSACTIONS

- Selected by the White Sox in the 19th round of the First-Year Player Draft (6/13).
- On Class A Kannapolis disabled list with a right back strain (5/19-7/1/14); included a rehab assignment to the AZL White Sox (6/20-7/1/14).

CAREER FIELDING STATISTICS

POSITION	PCT	G	GS	TC	PO	A	E	DP	POSITION	PCT	G	GS	TC	PO	A	E	DP
Center Field	.986	235	215	627	608	10	9	3	Left Field	—	1	0	0	0	0	0	0

CAREER GAME BESTS AND HOME RUN INFORMATION

HITS — 4 (2x, last 5/23/18 vs. BAL) ... **HR** — 1 (12x, last 9/10/18 at K.C.) ... **RBI** — 3 (3x, 8/12/18 vs. CLE)

RUNS — 3 (5/23/18 vs. BAL) ... **SB** — 2 (6/8/17 at T.B.) ... **HITTING STREAK** — Five games (6/22-26/18)

GAME-ENDING HOME RUNS — NONE ... **GRAND SLAMS** — NONE ... **MULTIHOMER GAMES** — NONE

PINCH-HIT HOME RUNS — NONE ... **INSIDE-THE-PARK HOME RUNS** — NONE ... **LEADOFF HOME RUNS** — NONE



DANNY FARQUHAR

43

RIGHT-HANDED PITCHER

Given Name: Daniel Andres Farquhar
Bats: Right **Throws:** Right
Height: 5-9 **Weight:** 185
Opening Day Age: 32 (February 17, 1987)
Birthplace | Residence: Pembroke Pines, Fla. | Temecula, Calif.
First Pro Contract: Toronto Blue Jays, selected in the 10th round, June 2008 First-Year Player Draft.
Sox Acquisition: Signed as a free agent, July 24, 2017.
Major League Service: Four years, 135 days.
Contract Status: Signed through 2018.

2018 SEASON

- Was limited to eight appearances in his second season with the White Sox after suffering a brain hemorrhage due to a ruptured aneurysm on 4/20 at Guaranteed Rate Field.
- Recorded two holds and was 0-1 in save opportunities.
- Allowed 50.0 percent (4-8) of inherited runners to score ... first batters faced went 2-8 (.250).
- Made his second consecutive Opening Day roster.
- Made his season debut on 3/31 at Kansas City, working 1.0 scoreless IP.
- Suffered his first blown save and loss on 4/2 at Toronto after allowing two runs on two hits, including a two-run home run to Russell Martin.
- Was placed on the 10-day disabled list on 4/21 after suffering a brain hemorrhage in the dugout during the sixth inning of the game on 4/20 vs. Houston ... additional overnight testing at RUSH University Medical Center revealed that a ruptured aneurysm caused the brain bleed.

- Underwent successful surgery on 4/21 to address the aneurysm ... following the surgery, doctors confirmed he had use of his extremities, responded appropriately to questions and commands and spoke to doctors and his family.
- Was transferred to the 60-day disabled list on 4/23.
- Following surgery, successfully took a few short steps/walks on the neuroscience ICU floor at Rush University Medical Center with his wife, Lexie.
- Was discharged from RUSH and began resting at home with his family on 5/7 ... was not medically released to pitch in a competitive game during the 2018 season.
- Visited teammates and coaches at Guaranteed Rate Field for the first time on 5/8.
- Threw out a ceremonial first pitch prior to the game on 6/1 vs. Milwaukee ... was surrounded by his wife, Lexie, three children, teammates and coaches, and the doctors, nurses and staff of RUSH University Medical Center that assisted in his recovery.

CAREER PLAYING RECORD

YEAR	CLUB	W-L	PCT	ERA	G	GS	CG	SHO	SV	IP	H	R	ER	HR	HB	BB-I	SO	WP	BK	AVG
2008	Auburn	2-2	.500	2.39	12	0	0	0	0	26.1	20	10	7	1	3	6-0	27	2	0	.215
	Lansing	0-0	.000	0.00	3	0	0	0	0	6.0	0	1	0	0	1	2-0	4	1	0	.000
2009	Dunedin	1-0	1.000	0.53	17	0	0	0	7	17.0	10	4	1	0	1	11-0	23	2	0	.164
	New Hampshire	1-4	.200	2.36	37	0	0	0	15	45.2	31	15	12	1	5	30-3	51	4	0	.193
2010	New Hampshire	4-3	.571	3.52	53	0	0	0	17	76.2	50	32	30	7	8	42-3	79	3	0	.189
2011	Sacramento	0-0	.000	0.00	4	0	0	0	1	8.0	7	1	0	0	2	3-1	9	0	0	.233
	Las Vegas	4-5	.444	4.70	50	0	0	0	14	51.2	63	32	27	4	4	18-0	43	2	0	.300
	TORONTO	0-0	.000	13.50	3	0	0	0	0	2.0	4	4	3	0	0	2-0	1	0	0	.500
2012	New Hampshire	0-1	.000	2.97	20	0	0	0	1	30.1	28	14	10	2	3	10-0	33	1	0	.237
	Sacramento	1-2	.333	10.13	5	0	0	0	0	8.0	10	9	9	1	2	6-2	6	0	0	.323
	Trenton	1-0	1.000	0.00	6	0	0	0	4	11.0	2	0	0	0	0	0-0	14	0	0	.057
	Scranton/W-B	0-0	.000	0.00	1	0	0	0	0	2.0	0	0	0	0	0	0-0	1	0	0	.000
2013	Tacoma	1-0	1.000	0.54	12	0	0	0	4	16.2	9	1	1	0	1	5-0	16	2	0	.158
	Tacoma	0-1	.000	2.25	15	0	0	0	6	20.0	17	6	5	1	0	4-0	30	2	1	.221
2014	SEATTLE	0-3	.000	4.20	46	0	0	0	16	55.2	44	29	26	2	0	22-4	79	2	1	.217
	SEATTLE	3-1	.750	2.66	66	0	0	0	1	71.0	58	23	21	5	4	22-1	81	6	2	.221
2015	SEATTLE	1-8	.111	5.12	43	0	0	0	1	51.0	53	33	29	9	1	17-2	48	1	1	.266
	Tacoma	1-1	.500	3.08	27	1	0	0	3	38.0	40	17	13	3	0	10-0	41	1	0	.272
2016	TAMPA BAY	1-0	1.000	3.06	35	0	0	0	0	35.1	33	14	12	8	4	15-1	46	1	0	.241
	Durham	4-2	.667	3.32	32	0	0	0	2	38.0	33	16	14	2	1	9-0	24	0	1	.241
2017	TAMPA BAY	2-2	.500	4.11	37	0	0	0	0	35.0	28	16	16	2	4	22-4	33	4	0	.230
	Durham	0-1	.000	7.36	4	0	0	0	0	3.2	2	3	3	0	1	3-0	4	1	0	.167
	Charlotte	0-0	.000	3.00	8	0	0	0	1	9.0	6	3	3	2	0	2-0	12	0	0	.188
	WHITE SOX	2-0	1.000	4.40	15	0	0	0	0	14.1	11	7	7	1	0	6-0	12	0	0	.208
2018	WHITE SOX	1-1	.500	5.63	8	0	0	0	0	8.0	6	5	5	3	0	0-0	9	1	0	.214
MINOR TOTALS		20-22	.476	3.92	306	1	0	0	75	408.0	328	164	135	24	32	161-9	417	21	2	.220
SOX TOTALS		3-1	.750	4.84	0	0	0	0	0	22.1	17	12	12	4	0	6-0	41	1	0	.210
MLB TOTALS		10-15	.400	3.93	253	0	0	0	18	272.1	237	131	119	30	13	106-12	309	15	4	.234

OVERVIEW

STAFF

PLAYERS 1

PLAYERS 2

40-MAN ROSTER

2018 REVIEW

OPPONENTS

CHRONOLOGY

MINOR LEAGUES

CAREER TRANSACTIONS

- Selected by Toronto in the 10th round of the First-Year Player Draft (6/08).
- Traded by Toronto with RHP Trystan Magnuson to Oakland in exchange for OF Rajai Davis (11/17/10).
- Traded by Oakland to Toronto in exchange for LHP David Purcey (4/18/11).
- Claimed by Oakland off waivers from Toronto (6/9/12).
- Claimed by New York-AL off waivers from Oakland (6/26/12).
- Traded by New York-AL with RHP D.J. Mitchell to Seattle in exchange for OF Ichiro Suzuki (7/23/12).
- Traded by Seattle with INF Brad Miller and INF/OF Logan Morrison to Tampa Bay in exchange for RHP Nathan Karns, OF Boog Powell and LHP C.J. Riefenhauser (11/5/15).
- Signed by Tampa Bay as a free agent (1/13/17).
- Signed by the White Sox as a free agent (7/24/17).
- On White Sox disabled list with a brain aneurysm (4/21/18-remainder of season); transferred to 60-day disabled list (4/23/18).

CAREER RELIEF BREAKDOWN

Save Pct. — Career: 18-30 (.600); **2018:** 0-1; **2017:** 0-2 (0.0); **2016:** 0-1 (0.0); **2015:** 1-3 (33.3); **2014:** 1-3 (33.3); **2013:** 16-20 (80.0).
Holds — Career: 45; **2018:** 2; **2017:** 13; **2016:** 7; **2015:** 8; **2014:** 13; **2013:** 2.
Inherited Runners/Scored — Career: 127/44 (34.6); **2018:** 8/4 (50.0); **2017:** 28/8 (28.6); **2016:** 20/11 (55.0); **2015:** 23/7 (30.4); **2014:** 30/6 (20.0); **2013:** 15/6 (40.0); **2011:** 3-2 (66.7).
First Batter Efficiency — Career: .211 (48-228); **2018:** .250 (2-8); **2017:** .174 (8-46); **2016:** .200 (6-30); **2015:** .179 (7-39); **2014:** .242 (16-52); **2013:** .220 (9-41); **2011:** .500 (1-2).

CAREER FIELDING STATISTICS

POSITION	PCT	G	GS	TC	PO	A	E	DP
Pitcher	.968	253	0	63	15	46	2	3

CAREER GAME BESTS

STRIKEOUTS — 5 (2x, 7/28/13 vs. MIN) ... **INNINGS PITCHED — 3.0** (7/31/13 at BOS)
WINNING STREAK — 3 games (8/23/17-3/31/18) ... **CONSECUTIVE SCORELESS IP — 14.0** (8/27-9/23/16)



Danny Farquhar throws a ceremonial first pitch to teammate Nate Jones prior to the game on June 1 vs. Milwaukee at Guaranteed Rate Field. It marked Farquhar's first time on the mound since suffering a brain hemorrhage from a ruptured aneurysm during a game on April 20 vs. Houston. Farquhar is surrounded by his wife, Lexie, their three children, teammates and coaches, as well as doctors, nurses and staff from RUSH University Medical Center who assisted in his recovery.



CALEB FRARE

67

RIGHT-HANDED PITCHER

Given Name: Caleb Michael Frare

Bats: Left

Throws: Left

Height: 6-1

Weight: 195

2019 Opening Day Age: 25 (July 8, 1993)

Birthplace and Residence: Miles City, Mont.

First Pro Contract: New York Yankees, selected in the 11th round, 2012 First-Year Player Draft.

Sox Acquisition: Obtained from the New York Yankees in exchange for international signing bonus pool money, July 29, 2018.

Major League Service: 30 days.

Contract Status: Signed through 2018.

2018 SEASON

- Split the season between the White Sox and Yankees organizations, and made his major-league debut with the Sox in September.
- Pitched for Class AA Trenton, Class AAA Scranton/W-B and Class AAA Charlotte in the minor leagues.
- Was acquired from the Yankees in exchange for international signing bonus pool money on 7/29.
- Had his contract purchased from Class AAA Charlotte on 9/1.
- Made his major-league debut on 9/2 vs. Boston, working 1.0 scoreless IP with two strikeouts ... struck out Blake Swihart in the seventh for the first of his career.
- Recorded his first career hold on 9/15 at Baltimore (0.2 scoreless IP), and suffered his first loss on 9/19 at Cleveland (1 ER/0.1 IP).
- Suffered his first loss on 9/19 at Cleveland (1 ER/0.1 IP), allowing the winning run to reach base before leaving the game.

- Did not allow a run over his final four outings from 9/20-28, surrendering just one hit over 3.0 IP.
- Combined to go 5-1 with a 0.78 ERA (5 ER/57.1 IP), five saves, 77 strikeouts and a 0.94 WHIP over 43 combined appearances between Trenton, Scranton/W-B and Charlotte ... owned a 12.1 strikeouts-per-9.0 IP mark.
- Opened the season with Trenton and made 31 appearances, allowing just three earned runs with 57 strikeouts in 43.2 IP ... 27 of his outings were scoreless.
- Limited right-handers to a .167 mark (15-90).
- Was transferred to Scranton/W-B on 7/26 and made just one appearance before being traded to the White Sox.
- Owned 0.71 ERA (1 ER/12.2 IP) and .119 (5-42) with the Knights ... 10 of his 11 outings were scoreless.
- Recorded multiple strikeouts five times, including a season-high four on 8/26 vs. Gwinnett.

CAREER PITCHING RECORD

YEAR	CLUB	W-L	PCT	ERA	G	GS	CG	SHO	SV	IP	H	R	ER	HR	HB	BB-I	SO	WP	BK	AVG
2012	GCL Yankees	2-1	.667	2.74	10	2	0	0	0	23.0	17	7	7	0	2	7-0	23	3	0	.227
2013										DID NOT PITCH DUE TO INJURY										
2014										DID NOT PITCH DUE TO INJURY										
2015	Charleston	2-1	.667	5.59	7	0	0	0	0	9.2	13	6	6	1	0	7-0	9	1	0	.325
2016	Tampa	3-3	.500	0.92	32	0	0	0	0	49.0	33	11	5	0	5	23-1	52	5	0	.198
2017	Tampa	1-2	.333	3.72	15	0	0	0	1	29.0	29	16	12	4	3	18-0	36	2	0	.282
	Trenton	2-2	.500	4.28	24	0	0	0	0	33.2	19	16	16	2	1	34-0	42	5	2	.173
2018	Trenton	4-1	.800	0.62	31	0	0	0	5	43.2	25	6	3	1	3	15-1	57	4	1	.167
	Scranton/W-B	0-0	.000	9.00	1	0	0	0	0	1.0	2	1	1	0	0	0-0	1	0	0	.400
	Charlotte	1-0	1.000	0.71	11	0	0	0	0	12.2	5	1	1	0	1	7-0	19	1	0	.119
	WHITE SOX	0-1	.000	5.14	11	0	0	0	0	7.0	6	4	4	0	1	4-0	9	1	0	.231
MINOR TOTALS		19-12	.613	2.29	161	2	0	0	9	247.2	188	78	63	9	18	126-2	288	23	3	.219
MLB TOTALS		0-1	.000	5.14	11	0	0	0	0	7.0	6	4	4	0	1	4-0	9	1	0	.231

CAREER TRANSACTIONS

- Selected by New York-AL in the 11th round of the First-Year Player Draft (6/12).
- On Gulf Coast League Yankees 60-day disabled list following Tommy John surgery on his left elbow (6/21-9/18/13).
- On Class A Charleston disabled list with left shoulder inflammation (6/9-9/18/14).
- On Class A Tampa disabled list with left shoulder inflammation (8/14-24/15).
- On Class A Tampa disabled list with a sprained left shoulder (5/29-7/13/16).
- Obtained by the White Sox from New York-AL in exchange for international signing bonus pool money (7/29/18).

CAREER FIELDING STATISTICS

POSITION	PCT	G	GS	TC	PO	A	E	DP
Pitcher	1.000	11	0	2	1	1	0	0

CAREER GAME BESTS

STRIKEOUTS — 2 (4x, last 9/28/18 at MIN) ... **INNINGS PITCHED** — 1.2 (9/25/18 vs. CLE)
WINNING STREAK — N/A ... **CONSECUTIVE SCORELESS IP** — 3.0 (9/20/18-current)

OVERVIEW

STAFF

PLAYERS 1

PLAYERS 2

40-MAN ROSTER

2018 REVIEW

OPPONENTS

CHRONOLOGY

MINOR LEAGUES



JACE FRY

57

LEFT-HANDED PITCHER

Given Name: Jace Hayden Fry

Bats: Left **Throws:** Left

Height: 6-1 **Weight:** 205

2019 Opening Day Age: 25 (July 9, 1993)

Birthplace | Residence: Portland, Ore. | Vancouver, Wash.

First Pro Contract: White Sox.

Sox Acquisition: Selected in the third round, June 2014 First-Year Player Draft.

Major League Service: One year, five days.

Contract Status: Signed through 2018.

2018 SEASON

- Led the White Sox with 16 holds and 59 appearances and topped the bullpen with 70 strikeouts and an average of 12.2 strikeouts per 9.0 IP (50.1 IP).

- Limited opponents to a .194 (37-191) average ... lefties batted .143 (12-84) while righties hit .234 (25-107).

- Posted a 3.16 ERA (9 ER/25.2 IP) on the road, compared to a 5.61 ERA (16 ER/25.2 IP) at Guaranteed Rate Field.

- Went 2-2 with a 1.67 ERA (5 ER/27.0 IP), 41 strikeouts and a .182 (18-99) opponents average over 29 outings (one start) vs. the AL Central.

- Recorded a sub-3.00 ERA in May (0.75), June (2.84) and August (1.69).

- Did not allow a hit over his first seven appearances (8.1 IP) of the season from 5/4-20 ... it was the longest hitless streak by a Sox reliever to begin a season since Wilson Alvarez in 1991 (11.0 IP) ... source: Elias.

- Tossed a 10.0 consecutive scoreless IP from 5/4-25 (nine games), extending his scoreless IP streak from 2017 to a career-high 13.1 (13 games),

- Began the season on Class AA Birmingham's disabled list with a right abdominal strain ... was reinstated on 4/20 and transferred to Class AAA Charlotte.

- Made five appearances with the Knights before being promoted to the White Sox on 5/4 ... made his season debut that night vs. Minnesota, working 1.0 scoreless IP.

- Threw 2.0 perfect IP on 5/5 vs. the Twins ... earned his first career hold on 5/9 vs. Pittsburgh (0.2 scoreless IP) ... retired all four batters faced on 5/13 at the Cubs for his second hold.

- Recorded his first career save by retiring all three batters faced on 5/20 vs. Texas.

- Posted his eighth hold on 6/13 vs. Cleveland ... struck out Melky Cabrera and Jason Kipnis to strand two runners in the eighth to preserve a one-run lead.

- Surrendered a run in four consecutive games from 7/1-10 (8 ER/3.2 IP), including seven hits and two walks.

- Made five straight scoreless appearances from 7/14-28, striking out four in 3.2 hitless IP.

- Allowed one unearned run over nine games from 8/10-29 (9.0 IP) ... opponents went 6-33 (.182) during that span.

- Earned his first career victory on 8/10 vs. Cleveland after working 0.2 scoreless IP ... retired Yan Gomes and Jason Kipnis with the winning runs on base in a scoreless game ... the White Sox won, 1-0, on Daniel Palka's game-ending homer in the ninth.

- Struck out two and surrendered one hit to earn his fourth save on 8/29 at Yankee Stadium.

- Recorded a hold in consecutive appearances on 9/14 at Baltimore and 9/19 at Cleveland (combined 2.2 scoreless IP).

- Made his first career start as part of a "bullpen day" on 9/26 vs. Cleveland (L; 1 ER/1.0 IP) ... allowed a leadoff home run to Francisco Lindor.

CAREER PLAYING RECORD

YEAR	CLUB	W-L	PCT	ERA	G	GS	CG	SHO	SV	IP	H	R	ER	HR	HB	BB-I	SO	WP	BK	AVG
2014	Great Falls	1-0	1.000	2.79	7	0	0	0	0	9.1	7	3	3	0	0	3-0	10	0	0	.206
2015	Winston-Salem	1-8	.111	3.63	10	10	0	0	0	52.0	60	26	21	1	0	17-0	39	3	0	.276
2016										DID NOT PITCH DUE TO INJURY										
2017	Birmingham	2-1	.667	2.78	33	0	0	0	3	45.1	36	14	14	1	1	24-2	52	8	0	.217
	WHITE SOX	0-0	—	10.80	11	0	0	0	0	6.2	12	8	8	1	0	5-1	3	3	0	.387
2018	Charlotte	0-0	—	1.35	5	0	0	0	0	6.2	3	1	1	1	0	0-0	11	1	0	.125
	WHITE SOX	2-3	.400	4.38	59	1	0	0	4	51.1	37	28	25	4	1	20-0	70	5	0	.194
MINOR TOTALS		4-9	.308	3.09	55	10	0	0	3	113.2	106	44	39	3	1	44-2	112	12	0	.245
MLB TOTALS		2-3	.400	5.12	70	1	0	0	4	58.0	49	36	33	5	1	25-1	73	8	0	.221

CAREER TRANSACTIONS

- Selected by the White Sox in the third round of the First-Year Player Draft (6/14).
- On Class A Winston-Salem disabled list with a strained left elbow (6/1/15-end of season).
- On Class A Winston-Salem disabled list due to Tommy John Surgery (4/7/16-end of season).
- On Class AA Birmingham disabled list with a right back strain (4/25-5/18/17).
- On Class AA Birmingham disabled list with a right abdominal strain (4/5-19/18).

CAREER FIELDING STATISTICS

POSITION	PCT	G	GS	TC	PO	A	E	DP
Pitcher	1.000	70	1	5	2	3	0	0

CAREER GAME BESTS

STRIKEOUTS — 4 (8/14/18 at DET, 2.0 IP) ... **INNINGS PITCHED** — 2.0 (4x, 8/14/18 at DET)

WINNING STREAK — NONE ... **CONSECUTIVE SCORELESS IP** — 13.1 (9/26/17-5/25/18)



CARSON FULMER

51

RIGHT-HANDED PITCHER

Given Name: Carson Springer Fulmer
Bats: Right **Throws:** Right
Height: 6-0 **Weight:** 195
2019 Opening Day Age: 25 (December 13, 1993)
Birthplace | Residence: Lakeland, Fla. | Issaquah, Wash.
First Pro Contract: White Sox.
Sox Acquisition: Selected in the first round (eighth overall), June 2015 First-Year Player Draft.
Major League Service: 116 days.
Contract Status: Signed through 2018.

2018 SEASON

- Opened the season as the White Sox No. 5 starter before finishing the year with Class AAA Charlotte.
- Made eight starts and one relief appearance with the Sox, including just two quality starts.
- Allowed at least one run in eight of his nine outings, and multiple runs seven times.
- Made his season debut on 4/4 at Toronto, receiving a no decision after allowing three runs on five hits with one walk and five strikeouts over 5.0 IP.
- Suffered his first loss of the season 4/10 vs. Tampa Bay after allowing four runs (three earned) on five hits with six walks and two hit batsmen.
- Worked 1.1 IP in relief on 4/20 vs. Houston ... was his scheduled sideline day ... threw just 1.0 IP in his previous start on 4/18 at Oakland (game lasted 14 innings).
- Earned his first win of 2018 on 4/23 vs. Seattle after allowing two runs on three hits over 6.0 IP.
- Allowed just four hits with three strikeouts over a career-high 7.0 scoreless IP in a victory on 4/28-1 at Kansas City ... marked the first time in his career he won consecutive starts.

- Suffered the loss on 5/4 vs. Minnesota after allowing five runs (four earned) on seven hits, including four home runs, with six strikeouts over 3.2 IP ... the last Sox pitcher to allow four homers in a game was Carlos Rodón on 7/19/17 vs. the Dodgers.
- Was optioned to Charlotte on 5/18 after suffering the loss that night vs. Texas ... allowed eight runs on three hits and five walks over 2.0 IP.
- Made nine starts and 16 relief appearances with Charlotte.
- Was 3-5 with a 5.80 mark (29 ER/45.0 IP) and 41 strikeouts and 2-1 with a 4.37 ERA (11 ER/22.2 IP) in relief ... limited right-handers to a .230 average (28-122).
- Each of his first nine appearances came as a starter before moving to the bullpen for the remainder of the season.
- Earned the win in his Knights debut on 5/25 vs. Indianapolis (1 ER/5.0 IP; 5 SO).
- Tossed a season-high 7.0 IP in a loss on 6/21 vs. Columbus.
- Worked at least 1.0 IP in each relief appearance, including 2.0-plus IP in the final four from 8/18-9/1.
- Entered the season ranked by Baseball America as the No. 13 prospect and by MLB.com as the No. 10 prospect in the White Sox organization.

CAREER PLAYING RECORD

YEAR	CLUB	W-L	PCT	ERA	G	GS	CG	SHO	SV	IP	H	R	ER	HR	HB	BB-I	SO	WP	BK	AVG
2015	AZL White Sox	0-0	.000	0.00	1	1	0	0	0	1.0	1	0	0	0	0	0-0	1	0	0	.333
	Winston-Salem	0-0	.000	2.05	8	8	0	0	0	22.0	16	5	5	2	2	9-0	25	3	0	.205
2016	Birmingham	4-9	.308	4.76	17	17	0	0	0	87.0	82	51	46	7	3	51-0	90	7	1	.248
	WHITE SOX	0-2	.000	8.49	8	0	0	0	0	11.2	12	11	11	2	2	7-0	10	2	0	.273
2017	Charlotte	2-1	.667	3.94	4	4	0	0	0	16.0	14	7	7	1	0	5-0	14	0	0	.233
	Charlotte	7-9	.438	5.79	25	25	0	0	0	126.0	132	89	81	18	7	65-0	96	9	3	.268
2018	WHITE SOX	3-1	.750	3.86	7	5	0	0	0	23.1	16	10	10	4	2	13-0	19	0	2	.188
	WHITE SOX	2-4	.333	8.07	9	8	0	0	0	32.1	37	32	29	8	5	24-0	29	2	1	.280
	Charlotte	5-6	.455	5.32	25	9	0	0	0	67.2	70	41	40	10	1	41-0	62	15	1	.271
MINOR TOTALS		18-25	.419	5.04	80	64	0	0	0	319.2	315	193	179	38	13	171-0	288	34	5	.258
MLB TOTALS		5-7	.417	6.68	24	13	0	0	0	67.1	65	53	50	14	14	44-0	58	4	3	.249

CAREER TRANSACTIONS

— Selected by the White Sox in the first round (eighth overall) of the First-Year Player Draft (6/16).

CAREER PITCHING BREAKDOWN

Quality Starts — Career: 85; **2018:** 2; **2017:** 15; **2016:** 15; **2015:** 8; **2014:** 16; **2013:** 19; **2012:** 10.
Club Record As A Starter — Career: 79-81; **2018:** 3-5; **2017:** 11-16; **2016:** 11-12; **2015:** 12-14; **2014:** 14-13; **2013:** 16-14; **2012:** 11-7.
Starts Lasting At Least 6.0/7.0/8.0 IP — Career: 92/36/11; **2018:** 2/1/0; **2017:** 17/6/4; **2016:** 15/5/1; **2015:** 10/7/1; **2014:** 16/6/3; **2013:** 20/6/1; **2012:** 12/5/1

CAREER FIELDING STATISTICS

POSITION	PCT	G	GS	TC	PO	A	E	DP
Pitcher	1.000	24	13	8	1	7	0	0

CAREER GAME BESTS

STRIKEOUTS — 9 (9/10/17 vs. S.F., 6.0 IP) ... **INNINGS PITCHED —** 7.0 (4/28-1/18 at K.C.)
WINNING STREAK — 3 games (9/2-30/17) ... **CONSECUTIVE SCORELESS IP —** 9.0 (4/23-5/4/18)

OVERVIEW

STAFF

PLAYERS 1

PLAYERS 2


40-MAN ROSTER

2018 REVIEW

OPPONENTS

CHRONOLOGY

MINOR LEAGUES



AVISAIL GARCÍA

26

OUTFIELDER

Given Name: Avisail (ah-vee-cy-EEL) Antonio García Yaguarín

Bats: Right

Throws: Right

Height: 6-4

Weight: 240

2019 Opening Day Age: 27 (June 12, 1991)

Birthplace | Residence: Anzoátegui, Venezuela | Miami, Fla.

First Pro Contract: Detroit Tigers, signed as a free agent, July 6, 2007.

Sox Acquisition: Obtained from Boston (via Detroit) with Frankie Montas, J.B. Wendelken and Cleuluis Rondón as part of a three-team trade that sent Jake Peavy from Chicago to Boston, José Iglesias from Boston to Detroit and Brayan Villarreal from Detroit to Boston, July 30, 2013.

Major League Service: Five years, 167 days.

Contract Status: Signed through 2018.

2018 SEASON

- Was limited to 93 games due to two stints on the disabled list with a strained right hamstring.
- Hit a career-high 19 home runs, compared to 18 in 2018, despite playing in 43 fewer games.
- Sixteen of his home runs came off right-handers, 13 were on the road and 13 were solo shots.
- Batted a season-high .324 (22-68) with seven home runs and 15 RBI in 18 July games.
- His numbers fell from .282/.297/.440 in the first half (35 games) to .206/.270/.369 after the break (58 contests).
- Recorded multihit efforts in four of his first six games.
- Hit his first home run of the season on 4/3 at Toronto ... the homer set White Sox Statcast records (started in 2015) for exit velocity (116.7 mph) and distance (481 feet).
- Recorded a career-high 14-game hitting streak from 4/22-7/4 ... batted .377 (23-61) with three doubles, two triples, six home runs, 10 RBI, six multihit efforts and a 1.184 OPS during the streak ... the hitting streak started prior to and continued after his stint on the disabled list.
- Left the game on 4/23 vs. Seattle and was placed on the 10-day disabled list on 4/24 with a strained right hamstring.
- Began a rehab assignment with Class AAA Charlotte on 6/12 and appeared in seven games ... was returned from his rehab assignment and reinstated from the disabled list on 6/22.
- Returned to the lineup in Game 1 of a doubleheader that night vs. Oakland, going 1-4.
- Hit 10 home runs in a span of 19 games from 6/26-7/26 ... homered in consecutive games from 6/26-27 vs. Minnesota ... registered four hits, including two doubles and a triple, on 7/1 at Texas.
- Recorded his seventh career multihomer game on 7/3 at Cincinnati ... second homer was a game-tying solo shot in the ninth ... homered in back-to-back games on 7/6-7 at Houston.
- Was placed on the disabled list on 7/10 (retro to 7/9) with a strained right hamstring ... was reinstated on 7/21.
- Registered three consecutive multihit efforts from 7/26-28.
- Hit a pair of home runs on 8/5 at Tampa Bay (eighth career) ... went 3-4 with two doubles and a RBI on 8/31 vs. Boston ... homered in back-to-back games on 9/14-15 at Baltimore.
- Established a new career-high with his 19th homer on 9/25 vs. Cleveland.

CAREER PLAYING RECORD

YEAR	CLUB	AVG	G	AB	R	H	TB	2B	3B	HR	RBI	SH	SF	HB	BB	SO	SB	CS	OBP	SLG	E
2008	VSL Tigers	.298	63	245	33	73	110	12	2	7	34	0	1	2	15	39	7	5	.342	.449	8
2009	West Michigan	.264	81	299	36	79	97	11	2	1	31	0	4	4	8	70	8	7	.289	.324	10
	Lakeland	.250	3	8	1	2	2	0	0	0	0	0	0	0	0	2	0	0	.250	.250	0
2010	West Michigan	.281	125	494	58	139	176	17	4	4	63	0	5	5	20	113	20	4	.313	.356	6
2011	Lakeland	.264	129	488	53	129	190	16	6	11	56	0	3	6	18	132	18	5	.297	.389	8
2012	Lakeland	.289	67	266	47	77	119	8	5	8	36	0	5	5	11	57	11	4	.324	.447	7
	Erie	.312	55	215	31	67	100	9	3	6	22	0	0	4	7	38	7	4	.345	.465	0
	DETROIT	.319	23	47	7	15	15	0	0	0	3	0	0	1	3	10	3	2	.373	.319	0
2013	Lakeland	.417	6	24	9	10	17	0	2	1	4	0	0	0	4	1	2	0	.500	.708	0
	Toledo	.374	33	147	23	55	79	7	1	5	23	0	0	1	8	32	4	2	.410	.537	2
	DETROIT	.241	30	83	12	20	31	3	1	2	10	0	1	0	4	21	0	1	.273	.373	1
2014	Charlotte	.370	8	27	6	10	15	0	1	1	9	0	0	1	4	4	0	0	.469	.556	0
	WHITE SOX	.304	42	161	19	49	72	4	2	5	21	0	1	1	5	38	3	2	.327	.447	2
	WHITE SOX	.244	46	172	19	42	71	8	0	7	29	0	2	2	14	44	4	1	.305	.413	2
2015	Charlotte	.340	13	50	9	17	23	3	0	1	3	0	0	2	1	16	0	0	.377	.460	0
	WHITE SOX	.257	148	553	66	142	202	17	2	13	59	0	4	8	36	141	7	7	.309	.365	3
2016	WHITE SOX	.245	120	413	59	101	159	18	2	12	51	0	2	4	34	115	4	4	.307	.385	2
	Charlotte	.385	3	13	2	5	9	1	0	1	4	0	0	0	1	3	0	0	.429	.692	0
2017	WHITE SOX	.330	136	518	75	171	262	27	5	18	80	0	1	9	33	111	5	3	.380	.506	9
	Charlotte	.000	1	4	0	0	0	0	0	0	0	0	0	0	0	2	0	0	.000	.000	0
2018	WHITE SOX	.236	93	356	47	84	156	11	2	19	49	0	5	4	20	102	3	1	.281	.438	2
	Charlotte	.360	7	25	5	9	21	3	0	3	9	0	0	0	3	9	0	0	.429	.840	0
MINOR TOTALS		.292	594	2305	313	672	958	87	26	49	294	0	18	30	100	518	78	31	.327	.416	41
SOX TOTALS		.271	585	2173	285	589	922	85	13	74	289	0	15	28	142	551	26	18	.322	.424	20
MLB TOTALS		.271	638	2303	304	624	968	88	14	76	302	0	16	29	149	582	26	21	.321	.420	21

CAREER TRANSACTIONS

- Signed by Detroit as a free agent (7/6/07).
- On Class A Lakeland disabled list with a strained left hamstring (5/23-31/12).
- On Detroit disabled list with a right foot contusion (3/22-4/30/13); included a rehabilitation assignment to Class A Lakeland (4/25-30/13).
- Traded by Detroit to the White Sox as part of a three-team trade including Boston (7/30/13).
- On White Sox disabled list with torn labrum in left shoulder (4/10-8/16/14); included rehab assignment to Class AAA Charlotte (8/1-16/14).
- On White Sox disabled list with a sprained right knee (8/7/16-23/16); included rehab assignment to Class AAA Charlotte (8/20-23/16).
- On White Sox disabled list with a sprained right thumb (7/26-8/8/17); included rehab assignment to Class AAA Charlotte (8/7-8/17).
- On White Sox disabled list with a strained right hamstring (4/24-6/21/18); included rehab assignment to Class AAA Charlotte (6/12-21/18).
- On White Sox disabled list with a strained right hamstring (7/9-20/18).

CAREER FIELDING STATISTICS

POSITION	PCT	G	GS	TC	PO	A	E	DP	POSITION	PCT	G	GS	TC	PO	A	E	DP
Right Field	.980	500	479	1025	965	40	20	8	Center Field	.980	33	22	51	50	0	1	0
Left Field	1.000	16	12	28	25	3	0	1									

CAREER GAME BESTS AND HOME RUN INFORMATION

HITS — 5 (9/14/17 at DET) ... **HR** — 2 (8x, last 8/5/18 at T.B.) ... **RBI** — 7 (9/14/17 at DET)
RUNS — 3 (7x, last 8/5/18 at T.B.) ... **SB** — 2 (7/14/17 vs. SEA) ... **HITTING STREAK** — 14 games (4/22-7/4/18)
GAME-ENDING HOME RUNS — NONE ... **GRAND SLAMS** — NONE ... **MULTIHOMER GAMES** — 8 (last 8/5/18 at T.B.)
PINCH-HIT HOME RUNS — 1 (9/27/15 at NYY) ... **INSIDE-THE-PARK HOME RUNS** — NONE ... **LEADOFF HR** — NONE

DIVISION SERIES RECORD

YEAR	CLUB	AVG	G	AB	R	H	TB	2B	3B	HR	RBI	SH	SF	HB	BB	SO	SB	CS	OBP	SLG	E
2012	Det. vs. Oak.	.143	5	7	0	1	1	0	0	0	1	0	0	0	1	2	0	0	.250	.143	0

LEAGUE CHAMPIONSHIP SERIES RECORD

YEAR	CLUB	AVG	G	AB	R	H	TB	2B	3B	HR	RBI	SH	SF	HB	BB	SO	SB	CS	OBP	SLG	E
2012	Det. vs. NYY	.455	4	11	0	5	6	1	0	0	3	0	0	0	0	1	1	0	.455	.545	0

WORLD SERIES RECORD

YEAR	CLUB	AVG	G	AB	R	H	TB	2B	3B	HR	RBI	SH	SF	HB	BB	SO	SB	CS	OBP	SLG	E
2012	Det. vs. S.F.	.000	3	5	0	0	0	0	0	0	0	0	0	0	1	2	0	0	.167	.000	0



LEURY GARCÍA

28

INFIELDER

Given Name: Leury (lay-OH-ree) García
Bats: Switch **Throws:** Right
Height: 5-8 **Weight:** 180
2018 Opening Day Age: 28 (March 18, 1991)
Birthplace and Residence: Santiago, Dominican Republic
First Pro Contract: Texas Rangers, signed as free agent, December 5, 2007.
Sox Acquisition: Obtained from Texas as the player to be named later in exchange for OF Alex Ríos and cash considerations, August 11, 2013.
Major League Service: Four years, 25 days.
Contract Status: Signed through 2018.

2018 SEASON

- Was limited to 82 games due to three separate stints on the 10-day disabled list.
- Appeared in 40 games (25 starts) in left field, 26 (20) in center field, 16 (10) in right field, seven (four) in second base, five (three) at shortstop and one (one) at third base ... owned a .977 fielding percentage (4 E/175 TC).
- Owned the following averages: .337 (35-104) with runners on, .373 (25-67) with RISP and .333 (14-42) with RISP/two outs.
- His numbers fell from .290/.323/.404 in the first half (58 games) to .227/.253/.307 after the break (24 games).
- Made his season debut as a pinch hitter on Opening Day (3/29) at Kansas City, recording a single ... started his first game on 4/3 at Toronto in left field.
- Registered his first multihit effort on 4/5 vs. Detroit ... stole two bases on 4/9 vs. Tampa Bay.
- Connected on his first homer of 2018 on 5/4 vs. Minnesota.

- Left the game in the fifth on 5/23 vs. Baltimore and was placed on the disabled list on 5/24 with a left knee sprain.
- Began an injury rehab assignment with Charlotte on 6/16, appearing in four games ... was returned from his rehab assignment and reinstated from the disabled list on 6/22.
- Returned to the lineup in Game 1 of a doubleheader that night vs. Oakland, going 2-4 ... matched his career high with four hits on 6/26 vs. Minnesota.
- Connected on a solo home run on 7/5 at Houston ... recorded two three-hit efforts in a span of three games on 7/13 and 7/15 vs. Kansas City.
- Drove in a career-high four runs on 7/28 vs. Toronto.
- Was on the 10-day disabled list from 8/6-17 with a left hamstring strain.
- Left the game on 8/20 at Minnesota and was placed on the disabled list on 8/21 with a strained left hamstring.
- Was reinstated on 9/22 ... went 0-1 as a pinch hitter on 9/22 vs. the Cubs in his first game off the disabled list.

OVERVIEW

STAFF

PLAYERS 1

PLAYERS 2

40-MAN ROSTER

2018 REVIEW

OPPONENTS

CHRONOLOGY

MINOR LEAGUES

CAREER PLAYING RECORD

YEAR	CLUB	AVG	G	AB	R	H	TB	2B	3B	HR	RBI	SH	SF	HB	BB	SO	SB	CS	OBP	SLG	E
2008	AZL Rangers	.209	41	129	17	27	36	3	3	0	14	4	3	0	8	40	12	3	.250	.279	21
2009	Hickory	.232	83	276	28	64	79	6	3	1	18	9	1	4	18	64	19	6	.288	.286	42
2010	AZL Rangers	.500	6	18	5	9	11	2	0	0	2	0	0	0	4	4	4	2	.591	.611	2
	Hickory	.262	89	359	57	94	116	5	4	3	22	8	1	1	23	57	47	9	.307	.323	30
2011	Myrtle Beach	.256	109	442	65	113	151	19	5	3	38	8	0	4	28	100	30	12	.306	.342	37
2012	Fresno	.292	100	377	55	110	150	12	11	2	30	9	3	5	22	79	31	7	.337	.398	15
2013	TEXAS	.192	25	52	8	10	12	0	1	0	1	2	0	0	3	16	1	0	.236	.231	1
	Round Rock	.264	47	193	31	51	79	8	4	4	19	1	0	0	14	53	12	4	.314	.409	8
	Charlotte	.267	8	30	3	8	9	1	0	0	1	0	0	1	1	8	3	0	.313	.300	4
	WHITE SOX	.204	20	49	2	10	11	1	0	0	1	0	1	0	4	18	6	2	.259	.224	1
2014	WHITE SOX	.166	73	145	13	24	30	3	0	1	6	4	1	0	5	48	11	1	.192	.207	6
2015	Charlotte	.298	90	349	57	104	138	19	3	3	31	9	3	4	20	66	30	12	.340	.395	20
	WHITE SOX	.214	17	14	0	3	3	0	0	0	1	0	0	0	1	7	1	0	.267	.214	1
2016	Charlotte	.313	84	310	45	97	132	9	4	6	35	4	1	3	24	64	18	8	.367	.426	10
	WHITE SOX	.229	18	48	6	11	17	1	1	1	5	0	0	1	1	13	2	1	.260	.354	0
2017	WHITE SOX	.270	87	300	41	81	127	15	2	9	33	3	2	8	13	69	8	5	.316	.423	4
	Charlotte	.000	1	4	0	0	0	0	0	0	0	0	0	0	0	1	0	0	.000	.000	0
	AZL White Sox	.444	2	9	2	4	10	0	0	2	6	0	0	0	1	1	0	1	.455	1.111	0
2018	WHITE SOX	.271	82	258	23	70	97	7	4	4	32	4	1	3	9	69	12	1	.303	.376	4
	Charlotte	.429	4	14	4	6	9	3	0	0	3	0	0	0	1	3	0	0	.467	.643	0
MINOR TOTALS		.274	664	2510	369	687	920	87	37	24	219	52	12	22	164	540	206	64	.322	.367	189
SOX TOTALS		.244	297	814	85	199	285	27	7	15	78	11	5	12	33	224	40	10	.282	.350	16
MLB TOTALS		.241	322	866	93	209	297	27	8	15	79	13	5	12	36	240	41	10	.280	.343	17

CAREER TRANSACTIONS

- Signed by Texas as a free agent (12/5/07).
- On Class A Hickory disabled list with a right shoulder sprain (6/27-8/10/10).
- On Class A Myrtle Beach disabled list with a left shoulder sprain (8/15-30/11).
- On Class AA Frisco disabled list with a right hip strain (4/27-5/12/12).
- Sent to the White Sox by Texas as the player to be named later (8/11/13) in exchange for OF Alex Ríos and cash considerations (8/9/13).
- On Class AAA Charlotte disabled list with a strained right elbow (6/24-7/5/15).
- On Class AAA Charlotte disabled list with a strained left hamstring (4/28-5/16/16).
- On Class AAA Charlotte disabled list with a left knee contusion (6/7-14/16).
- On Class AAA Charlotte disabled list with a fractured left hand (7/4-8/7/16).
- On White Sox disabled list with a sprained finger on his left hand (6/16-7/30/17); included rehab assignment to the Arizona Rookie League White Sox and Class AAA Charlotte (7/26-30/17).
- On White Sox disabled list with a sprained right thumb (9/2/17-remainder of the season).
- On White Sox disabled list with a left knee sprain (5/24-6/21/18); included rehab assignment to Class AAA Charlotte (6/16-21/18).
- On White Sox disabled list with a strained left hamstring (8/6-16/18).
- On White Sox disabled list with a strained left hamstring (8/21-9/21/18).

CAREER FIELDING STATISTICS

POSITION	PCT	G	GS	TC	PO	A	E	DP	POSITION	PCT	G	GS	TC	PO	A	E	DP
Center Field	.983	117	94	231	217	10	4	0	Second Base	.972	47	32	181	65	111	5	31
Third Base	.976	22	14	41	11	29	1	1	Shortstop	.943	26	12	53	9	41	3	6
Left Field	.962	68	247	105	98	3	4	2	Right Field	1.000	25	16	37	35	2	0	0
Pitcher	—	2	0	0	0	0	0	0									

CAREER GAME BESTS AND HOME RUN INFORMATION

HITS — 3 (10x, last 7/15/18 vs. K.C.) ... **HR** — 2 (5/12/17 vs. S.D.) ... **RBI** — 4 (7/28/18 vs. TOR)
RUNS — 4 (5/12/13 at HOU) ... **SB** — 2 (5x, last 5/23/18 vs. BAL) ... **HITTING STREAK** — Nine games (5/5-16/17)
GAME-ENDING HOME RUNS — NONE ... **GRAND SLAMS** — NONE ... **MULTIHOMER GAMES** — 1 (5/12/17 vs. S.D.)
PINCH-HIT HOME RUNS — NONE ... **INSIDE-THE-PARK HOMERS** — NONE ... **LEADOFF HOMERS** — 1 (8/16/17 at LAD)



DUSTIN GARNEAU

62

CATCHER

Given Name: Dustin Thomas Garneau
Bats: Right **Throws:** Right
Height: 6-2 **Weight:** 215
2019 Opening Day Age: 31 (August 13, 1987)
Birthplace and Residence: San Pedro, Calif. | Orange, Calif.
First Pro Contract: Colorado Rockies, selected in the 19th Round, June 2009 First-Year Player Draft.
Sox Acquisition: Claimed off waivers from Oakland, May 24, 2018.
Major League Service: One year, 58 days.
Contract Status: Signed through 2019.

2018 SEASON

- Played for Class AAA Nashville in the Oakland organization, Class AAA Charlotte and the White Sox.
- Was claimed off waivers by the White Sox from Oakland and optioned to Charlotte on 5/24.
- Was recalled from the Knights on 8/3, replacing Kevan Smith (Paternity List) ... made his Sox debut on 8/5 at Tampa Bay, going 1-2 with a RBI and walk.
- Was optioned back to Charlotte on 8/6 for the rest of 2018.
- Combined to hit .237 (50-211) with 12 doubles, nine homers, 31 RBI and 27 runs scored between Nashville and Charlotte.

- Hit .264 (24-91) vs. right-handers, .284 (19-67) on the road and .300 (21-70) after the All-Star break with the Knights.
- Appeared in 39 games at catcher, five as the designated hitter, and one each at first base and in left field.
- Threw out 29.7 percent (11-37) of attempted basestealers.
- Hit safely in seven straight games from 6/12-27.
- Homered with three RBI on 6/27 vs. Durham ... homered twice and drove in four runs total in a span of three games on 7/24 at Scranton/W-B and 7/30 vs. Norfolk.
- Recorded five multihit efforts with four home runs and seven RBI over his final 15 games from 7/24-9/1.
- Was outrighted to Charlotte on 10/2.

CAREER PLAYING RECORD

YEAR	CLUB	AVG	G	AB	R	H	TB	2B	3B	HR	RBI	SH	SF	HB	BB	SO	SB	CS	OBP	SLG	E
2009	Casper	.250	23	72	11	18	27	4	1	1	13	0	0	4	13	14	1	0	.393	.375	1
2010	Ti-City	.224	42	143	20	32	53	11	2	2	21	1	2	7	21	30	3	2	.347	.371	6
	Modesto	.310	12	42	5	13	22	2	2	1	13	0	0	0	2	9	0	1	.341	.524	3
2011	Asheville	.255	100	341	71	87	175	29	4	17	67	1	5	7	58	70	7	7	.370	.513	11
2012	Modesto	.243	86	300	35	73	115	18	3	6	29	2	4	2	40	41	2	3	.332	.383	6
2013	Tulsa	.236	96	326	36	77	135	17	1	13	47	4	4	13	25	57	4	2	.313	.414	4
2014	Tulsa	.270	34	115	14	31	44	7	0	2	20	0	2	4	14	19	2	3	.363	.383	5
	Colorado Springs	.216	44	148	17	32	60	9	2	5	22	1	0	3	14	21	2	1	.297	.405	5
2015	Albuquerque	.274	81	303	44	83	144	16	0	15	61	3	4	2	28	44	2	1	.335	.475	5
	COLORADO	.157	22	70	6	11	20	3	0	2	8	0	0	0	6	14	0	0	.224	.286	2
2016	Albuquerque	.292	52	185	31	54	110	11	0	15	35	1	2	7	16	43	2	0	.367	.595	0
	COLORADO	.235	24	68	7	16	25	6	0	1	6	0	1	0	6	22	0	0	.293	.368	1
2017	COLORADO	.206	22	68	5	14	24	7	0	1	6	1	0	1	4	24	0	0	.260	.353	0
	Albuquerque	.281	36	128	24	36	79	9	2	10	26	0	2	1	13	22	0	1	.347	.617	3
	OAKLAND	.159	19	44	5	7	11	1	0	1	3	0	0	0	8	12	0	0	.288	.250	1
2018	Nashville	.208	22	72	8	15	25	3	0	2	9	0	2	1	5	10	0	0	.333	.263	1
	Charlotte	.252	45	139	19	35		9	0	7	22	0	1	3	16	38	0	2	.340	.468	5
	WHITE SOX	.500	1	2	0	1		0	0	0	1	0	0	0	1	0	0	0	.667	.500	1
MINOR TOTALS		.253	673	2314	335	586	1053	145	17	96	385	13	28	54	265	418	25	23	.340	.455	55
A.L. TOTALS		.174	20	46	5	8	12	1	0	1	4	0	0	0	9	12	0	0	.309	.261	2
N.L. TOTALS		.199	68	206	18	41	69	16	0	4	20	1	1	1	16	60	0	0	.259	.335	3
MLB TOTALS		.194	88	252	23	49	81	17	0	5	24	1	1	1	25	72	0	0	.269	.321	5

CAREER TRANSACTIONS

- Selected by Colorado in the 19th round of the First-Year Player Draft (06/09).
- On Class A Modesto disabled list with a sprained right shoulder (6/29-7/8/12).
- On Class AA Tulsa disabled list with a strained left hamstring (6/11-20/14).
- Claimed off waivers by Oakland from Colorado (8/4/17).
- Claimed off waivers by the White Sox from Oakland (5/24/18).

CAREER FIELDING STATISTICS

POSITION	PCT	G	GS	TC	PO	A	E	DP
Catcher	.991	86	71	568	523	40	5	2

CAREER GAME BESTS AND HOME RUN INFORMATION

HITS — 2 (9x, last 5/9/17 vs. CUBS) ... **HR** — 1 (5x, last 8/28/17 at LA) ... **RBI** — 3 (9/11/15 at SEA)
RUNS — 2 (4x, 8/16/17 vs. K.C.) ... **SB** — NONE ... **HITTING STREAK** — Four games (10/4/15-4/24/16)
GAME-ENDING HOME RUNS — NONE ... **GRAND SLAMS** — NONE ... **MULTIHOMER GAMES** — NONE
PINCH-HIT HOME RUNS — NONE ... **INSIDE-THE-PARK HOMERS** — NONE ... **LEADOFF HOMERS** — NONE

OVERVIEW

STAFF

PLAYERS 1

PLAYERS 2

40-MAN ROSTER

2018 REVIEW

OPPONENTS

CHRONOLOGY

MINOR LEAGUES



LUCAS GIOLITO

27

RIGHT-HANDED PITCHER

Given Name: Lucas Frost Giolito

Bats: Right

Throws: Right

Height: 6-6

Weight: 245

2019 Opening Day Age: 24 (July 14, 1994)

Birthplace and Residence: Santa Monica, Calif.

First Pro Contract: Washington Nationals, selected in the first round (16th overall) of the June 2012 First-Year Player Draft.

Sox Acquisition: Obtained from Washington with RHP Reynaldo López and Dane Dunning in exchange for OF Adam Eaton, December 7, 2016.

Major League Service: One year, 80 days.

Contract Status: Signed through 2018.

2018 SEASON

- Led the White Sox with 10 wins in his first full major-league season ... his 32 starts nearly tripled his major-league total of 11 entering the season.

- Ranked last among qualifying major-league pitchers in ERA (6.13), opponents on-base percentage (.350), walks per 9.0 IP (4.67) and SO/BB ratio (1.39).

- His 6.13 ERA was the third-highest total in White Sox history among qualifying pitchers behind Jaime Navarro (6.36 in 1998) and Pat Caraway (6.22 in 1931).

- **Home and Road:** Went 3-7 with an 7.80 ERA (63 ER/72.2 IP) in 15 starts at home and 7-6 with a 4.92 ERA (55 ER/100.2 IP) in 17 road starts ... made seven straight quality starts on the road from 7/8-9/10, going 4-1 with a 3.11 ERA (16 ER/46.1 IP).

- **By the Numbers:** The Sox went 14-18 in his starts ... made 15 quality starts, averaged 94.0 pitches per start, received 5.04 runs of support per 9.0 IP, lasted 2.0 IP or less four times and gave up seven-plus runs five times.

- **Right and Left:** Held right-handed batters to a .227/.327/.427 (73-321) average, while lefties batted .271/.372/.461 (93-343).

- **Better With Age:** Posted a combined 9.29 ERA (64 ER/62.0 IP) in the first two innings and 3.82 (44 ER/103.2 IP) from innings 3-6 ... opponents batted .276 (66-239) the first time through the lineup, but just .238 (56-235) the second time and .225 (41-182) the third time.

- Made his first career Opening Day roster ... made his season debut on 3/31 at Kansas City, receiving a no decision after allowing three runs on four hits over 6.0 IP.

- Lost his home debut on 4/7 vs. Detroit (5 ER/5.2 IP) ... first-pitch temperature was 32 degrees ... suffered his third straight loss on 4/21 vs. Houston, allowing a career-high nine runs on five hits and seven walks over 2.0 IP.

- Faced the minimum 17 batters through 5.2 IP on 5/2 at St. Louis before allowing a homer to pitcher Carlos Martínez.

- Earned the win on 5/13 at the Cubs (3 ER/5.2 IP) ... walked a career-high tying seven batters, hit a batter, threw three wild pitches and yielded five steals ... became the third Sox pitcher since 2005 to win with seven-plus walks, joining Derek Holland (8/8/17 vs. Houston) and Gavin Floyd (4/13/09 at Detroit).

- Worked a career-low 1.1 IP on 5/24 vs. Baltimore, allowing seven runs on six hits (two home runs) and three walks.

- Carried a no-hitter through 5.1 IP on 6/28 vs. Minnesota ... pitched into the eighth inning for the first time in his career on 6/22-2 vs. Oakland.

- Went 5-2 with a 3.82 ERA (26 ER/31.1 IP) over 10 starts from 7/8-8/30 ... suffered the loss on 7/8 at Houston despite allowing just two runs on three hits over a career-high 7.1 IP ... worked 6.1 scoreless IP in a win on 7/15 vs. Kansas City.

- Posted a no decision on 8/3 at Tampa Bay despite allowing one run on two hits over 7.0 IP ... carried a one-hit shutout into the eighth inning.

- Earned his 10th victory on 8/25 at Detroit, allowing one run on three hits over 7.0 IP ... retired 16 of the final 17 batters he faced, including 11 straight from the second-sixth ... carried a two-hit shutout into the seventh on 8/30 vs. Boston.

- After going 3-1 with a 3.86 ERA (16 ER/37.1 IP) and 40 strikeouts over six starts in August, fell to 0-4 with a 9.27 ERA (23 ER/22.1 IP) and 14 strikeouts over five starts in September.

- Suffered his 10th loss on 9/5 vs. Detroit, allowing five runs over 1.1 IP, matching the shortest start of his career.

- Posted a no decision on 9/10 at Kansas City despite making his seventh straight quality start on the road (3 ER/7.0 IP) ... lost his final start of the season on 9/28-2 at Minnesota, giving up seven runs over a career-low tying 1.1 IP (third time).

CAREER PLAYING RECORD

YEAR	CLUB	W-L	PCT	ERA	G	GS	CG	SHO	SV	IP	H	R	ER	HR	HB	BB-I	SO	WP	BK	AVG
2012	GCL Nationals	0-0	—	4.50	1	1	0	0	0	2.0	2	1	1	0	0	0-0	1	0	0	.286
2013	GCL Nationals	1-1	.500	2.78	8	8	0	0	0	22.2	19	8	7	0	0	10-0	25	4	0	.232
	Auburn	1-0	1.000	0.64	3	3	0	0	0	14.0	9	1	1	1	2	4-0	14	1	0	.191
2014	Hagerstown	10-2	.833	2.20	20	20	0	0	0	98.0	70	28	24	7	1	28-0	110	1	0	.197
2015	Potomac	3-5	.375	2.71	13	11	0	0	0	69.2	65	24	21	1	3	20-0	86	7	1	.244
	Harrisburg	4-2	.667	3.80	8	8	0	0	0	47.1	48	21	20	2	3	17-0	45	2	0	.265
2016	Harrisburg	5-3	.625	3.17	14	14	0	0	0	71.0	67	37	25	2	4	34-0	72	2	0	.247
	Hagerstown	0-0	—	5.14	1	1	0	0	0	7.0	6	4	4	2	0	0-0	4	0	0	.231
	Syracuse	1-2	.333	2.17	7	7	0	0	0	37.1	31	11	9	3	1	10-0	40	1	0	.225
	WASHINGTON	0-1	.000	6.75	6	4	0	0	0	21.1	26	18	16	7	1	12-0	11	1	1	.295
2017	Charlotte	6-10	.375	4.48	24	24	2	2	0	128.2	122	66	64	17	4	59-0	134	9	0	.253
	WHITE SOX	3-3	.500	2.38	7	7	0	0	0	45.1	31	14	12	8	3	12-0	34	2	0	.190
2018	WHITE SOX	10-13	.435	6.13	32	32	0	0	0	173.1	166	123	118	27	15	90-2	125	13	0	.250
MINOR TOTALS		31-25	.554	3.18	99	97	2	2	0	497.2	439	201	176	35	18	182-0	531	27	1	.237
N.L. TOTALS		0-1	.000	6.75	6	4	0	0	0	21.1	26	18	16	7	1	12-0	11	1	1	.295
SOX TOTALS		13-16	.448	5.48	39	39	0	0	0	218.2	197	137	130	35	18	102-2	159	15	0	.238
MLB TOTALS		13-17	.433	5.70	45	43	0	0	0	240.0	223	155	146	42	19	114-2	170	16	19	.244

CAREER TRANSACTIONS

- Selected by the Washington in the first round (16th overall) of the First-Year Player Draft (6/12).
- Traded by Washington with RHPs Dane Dunning and Reynaldo López to the White Sox in exchange for OF Adam Eaton (12/7/16).

CAREER PITCHING BREAKDOWN

Quality Starts — Career: 20; 2018: 15; 2017: 5; 2016: 0.

Club Record As A Starter — Career: 19-24; 2018: 14-18; 2017: 4-3; 2016: 1-3.

Starts Lasting At Least 6.0/7.0/8.0 IP — Career: 25/8/0; 2018: 19/5/0; 2017: 6/3/0; 2016: 0/0/0.

CAREER FIELDING STATISTICS

POSITION	PCT	G	GS	TC	PO	A	E	DP
Pitcher	.950	45	43	40	17	21	2	0

CAREER GAME BESTS AS STARTER

STRIKEOUTS — 10 (9/3/17 vs. T.B., 7.0 IP) ... INNINGS PITCHED — 7.1 (7/8/18 at HOU)

WINNING STREAK — 3 games (8/14-9/10/18) ... CONSECUTIVE SCORELESS IP — 10.0 (8/27-9/3/17)



OVERVIEW

STAFF

PLAYERS 1

PLAYERS 2


40-MAN ROSTER

2018 REVIEW

OPPONENTS

CHRONOLOGY

MINOR LEAGUES



JEANMAR GÓMEZ

54

RIGHT-HANDED PITCHER

Given Name: Jeanmar Alejandro Gómez

Bats: Right

Throws: Right

Height: 6-3

Weight: 215

2019 Opening Day Age: 31 (February 10, 1988)

Birthplace | Residence: Caracas, Venezuela | Pembroke Pines, Fla.

First Pro Contract: Cleveland Indians, signed as a free agent, April 4, 2005.

Sox Acquisition: Signed as a free agent, January 30, 2018.

Major League Service: Six years, 56 days.

Contract Status: Signed through 2018.

2018 SEASON

- Pitched in his first season in the White Sox organization, splitting the year between Class AAA Charlotte and Chicago.
- Made 26 appearances with the Sox (18 scoreless) ... held opponents to one hit or less in 19 outings.
- Averaged 9.72 strikeouts per 9.0 IP (27 SO/25.0 IP).
- Posted a 2.61 ERA (3 ER/10.1 IP) in September.
- Recorded 25 strikeouts over his last 15 games (17.1 IP), compared to two over his first 11 (7.2 IP).
- Had his contract purchased from Charlotte on 7/11 ... made his White Sox debut on 7/13 vs. Kansas City, recording a hold (0.1 scoreless IP).
- Earned holds in back-to-back appearances on 7/23-24 at the Angels, working a combined 0.2 scoreless IP.

- Made five consecutive scoreless appearances from 8/2-11 (3.2 IP) ... suffered his first loss on 8/13 at Detroit (2 ER/1.1 IP).
- Struck out a career-high five on 9/4 vs. Detroit (1.2 IP).
- Tossed a season-high 3.0 scoreless IP in his last outing of the season on 9/29 at Minnesota ... struck out four batters.
- Made 30 relief appearances with the Knights to begin 2018.
- Held left-handed batters to a .186 (11-59) average.
- Went 2-0 with a 1.69 ERA (5 ER/26.2 IP) combined in April and May (18 games).
- Converted two of his four save opportunities on 5/2 vs. Gwinnett and 5/9 at Gwinnett.
- Tossed 9.2 straight scoreless IP from 4/25-5/9 ... opponents went 7-32 (.219) during that span.

CAREER PLAYING RECORD

YEAR	CLUB	W-L	PCT	ERA	G	GS	CG	SHO	SV	IP	H	R	ER	HR	HB	BB-I	SO	WP	BK	AVG
2005	DSL Indians	5-3	.625	1.33	13	10	0	0	1	61.0	47	15	9	2	2	9-0	46	1	0	—
2006	GCL Indians	4-3	.571	2.48	11	9	0	0	0	54.1	50	24	15	2	6	12-0	34	2	1	.238
2007	Lake County	11-7	.611	4.80	27	27	1	0	0	140.2	152	84	75	19	8	46-0	94	10	0	.278
2008	Kinston	5-9	.357	4.55	27	27	0	0	0	138.1	154	76	70	14	12	46-0	110	3	1	.283
2009	Kinston	2-2	.500	2.63	4	4	0	0	0	24.0	17	8	7	2	1	5-0	15	1	0	.202
	Akron	10-4	.714	3.43	22	22	1	1	0	123.1	117	56	47	11	3	40-0	109	3	0	.249
2010	Columbus	8-8	.500	5.20	20	20	1	0	0	116.0	129	74	67	16	1	42-0	78	8	1	.284
	CLEVELAND	4-5	.444	4.68	11	11	0	0	0	57.2	73	36	30	7	2	22-3	34	1	0	.307
2011	Columbus	10-7	.588	2.55	21	21	2	1	0	137.2	123	54	39	8	5	49-0	107	0	0	.242
	CLEVELAND	5-3	.625	4.47	11	10	0	0	0	58.1	73	31	29	6	1	15-1	31	2	0	.303
	Mahoning Valley	0-0	.000	2.25	1	1	0	0	0	4.0	5	1	1	0	0	0-0	3	0	0	.294
2012	CLEVELAND	5-8	.385	5.96	20	17	0	0	0	90.2	95	66	60	15	4	34-5	47	2	0	.273
	Columbus	6-5	.545	4.41	11	11	1	1	0	69.1	75	39	34	6	1	17-0	54	2	0	.273
2013	PITTSBURGH	3-0	1.000	3.35	34	8	0	0	0	80.2	65	35	30	6	3	28-3	53	6	0	.223
	Indianapolis	1-0	1.000	1.13	2	2	0	0	0	8.0	3	2	1	0	1	4-0	7	2	0	.111
2014	PITTSBURGH	2-2	.500	3.19	44	0	0	0	1	62.0	70	24	22	6	2	23-7	38	2	0	.292
2015	PHILADELPHIA	2-3	.400	3.01	65	0	0	0	0	74.2	82	28	25	4	2	17-4	50	3	0	.278
2016	PHILADELPHIA	3-5	.375	4.85	70	0	0	0	37	68.2	78	38	37	6	2	22-2	47	3	0	.289
2017	PHILADELPHIA	3-2	.600	7.25	18	0	0	0	2	22.1	31	19	18	7	2	7-2	2	1	0	.348
	AZL Brewers	0-0	.000	0.00	1	1	0	0	0	1.0	0	0	0	0	0	0-0	2	0	0	.250
	Colorado Springs	0-0	.000	2.16	7	0	0	0	0	8.1	7	2	2	1	0	1-0	7	0	0	.250
	Tacoma	1-0	1.000	1.59	5	0	0	0	1	5.2	3	1	1	1	2	2-0	4	0	0	.143
2018	Charlotte	5-0	1.000	2.03	30	0	0	0	2	40.0	35	11	9	2	0	13-0	35	3	0	.230
	WHITE SOX	0-2	.000	4.68	26	0	0	0	0	25.0	29	15	13	3	1	10-1	27	0	0	.293
MINOR TOTALS		63-45	.583	3.80	189	145	6	3	3	870.2	871	432	368	82	38	277-0	659	31	3	.261
A.L. TOTALS		14-18	.438	5.13	68	38	0	0	0	231.2	270	148	132	31	8	81-10	139	5	0	.292
N.L. TOTALS		13-12	.520	3.85	231	8	0	0	40	308.1	326	144	132	29	11	97-18	209	15	0	.275
MLB TOTALS		27-30	.474	4.40	299	46	0	0	40	540.0	596	292	264	60	19	178-28	348	20	0	.282

CAREER TRANSACTIONS

- Signed by Cleveland as a free agent (4/4/05).
- On Class AA Akron disabled list with a strained left hamstring (8/19-26/09).
- Traded by Cleveland to Pittsburgh in exchange for OF Quincy Latimore (1/9/13).
- On Pittsburgh disabled list with right forearm inflammation (6/3-25/13); included rehab assignment to Class AAA Indianapolis (6/13-25/13).
- Signed by Philadelphia as a free agent (1/8/15).
- Signed by Philadelphia as a free agent (2/27/17).
- On Philadelphia disabled list with a right elbow impingement (5/6-25/17).
- Signed by Milwaukee as a free agent (7/9/17).
- On Class AAA Colorado Springs disabled list with a strained groin (7/9-18/17); included rehab assignment to AZL Brewers (7/16-18/17).
- Signed by Seattle as a free agent (8/11/17).
- Signed by the White Sox as a free agent (1/30/18).

CAREER FIELDING STATISTICS

POSITION	PCT	G	GS	TC	PO	A	E	DP
Pitcher	.968	299	46	124	43	77	4	5

CAREER RELIEF BREAKDOWN

Save Pct. — Career: 78.4 (40-51); **2018:** 0.0 (0-1); **2017:** 66.7 (2-3); **2016:** 86.0 (37-43); **2015:** 0.0 (0-3); **2014:** 100.0 (1-1).
Holds — Career: 19; **2018:** 6; **2016:** 1; **2015:** 7; **2014:** 2; **2013:** 3.
Inherited Runners/Scored — Career: 102/43 (42.2); **2018:** 28/14 (50.0); **2017:** 5/0 (0.0); **2016:** 11/2 (18.2); **2015:** 22/10 (45.4); **2014:** 25/14 (56.0); **2013:** 11/3 (27.3).
First Bat. Efficiency — Career: .303 (73-241); **2018:** .292 (7-24); **2017:** .278 (5-18); **2016:** .288 (19-66); **2015:** .290 (18-62); **2014:** .366 (15-41); **2013:** .308 (8-26); **2012:** .000 (0-3); **2011:** 1.000 (1-1).

CAREER GAME BESTS AS RELIEVER

STRIKEOUTS — 5 (9/4/18 vs. DET, 1.2 IP) ... **INNINGS PITCHED —** 4.1 (4/26/13 at STL)
WINNING STREAK — 3 games (9/1/15-4/20/16) ... **CONSECUTIVE SCORELESS IP —** 13.1 (6/12-7/6/15)



Members of the 1993 American League Western Division champion White Sox team gather behind the mound prior to the game on July 14, 2018. The team was honored during a pre-game ceremony. 1993 AL Cy Young Award winner Jack McDowell threw out a ceremonial first pitch.

OVERVIEW

STAFF

PLAYERS 1

PLAYERS 2

40-MAN ROSTER

2018 REVIEW

OPPONENTS

CHRONOLOGY

MINOR LEAGUES



ALFREDO GONZÁLEZ

60

CATCHER

Given Name: Alfredo Rene González Flores

Bats: Right

Throws: Right

Height: 6-0

Weight: 235

2019 Opening Day Age: 26 (July 13, 1992)

Birthplace | Residence: Santa Teresa del Tuy, Ven. | Charallave del Tuy, Ven.

First Pro Contract: Houston Astros, signed as a non-drafted free agent, July 23, 2008.

Sox Acquisition: Obtained from the Houston Astros in exchange for cash considerations, July 2, 2016.

Major League Service: 13 days.

Contract Status: Signed through 2018.

2018 SEASON

- Spent most of the season in Chicago's minor-league system but made his major-league debut with the White Sox in May.
- Sox pitchers owned a 2.25 ERA (6 ER/24.0 IP) when he was behind the plate ... threw out 33.3 percent (1-3) of attempted basestealers in his three games.
- Had his contract purchased from Charlotte on 5/24, replacing Wellington Castillo on the active roster.
- Made his major-league debut as the starting catcher on 5/26 at Detroit ... went 0-4 with three strikeouts.
- Recorded his first major-league hit and RBI, a game-tying single, in the fifth inning off Brent Suter on 6/3 vs. Milwaukee.
- Was optioned to the Knights on 6/4 and outrighted on 6/6.
- Combined to hit .244 (52-238) with eight doubles, two home runs and 17 RBI in 64 combined games between Class AA Birmingham and Class AAA Charlotte.

- Opened the season with Charlotte and appeared in 32 games (31 starts) at catcher, throwing out 9-25 (36.0 percent) of attempted basestealers.
- Recorded two three-hit games with the Knights on 4/11 vs. Norfolk and 6/9 vs. Lehigh Valley
- Was transferred to Birmingham on 6/22 for the remainder of the 2018 season.
- Appeared in 31 games with the Barons and improved his average to .298 (hit .193 with Charlotte).
- Batted .317/.349/.463 vs. right-handers, .351/.403/.526 on the road and .429/.462/.592 in July.
- Threw out 36.4 percent (16-44) of attempted basestealers.
- Registered three straight multihit efforts from 7/13-16, including four hits with three doubles and five RBI on 7/13 at Tennessee.

CAREER PLAYING RECORD

YEAR	CLUB	AVG	G	AB	R	H	TB	2B	3B	HR	RBI	SH	SF	HB	BB	SO	SB	CS	OBP	SLG	E
2009	DSL Astros	.167	31	90	12	15	20	3	1	0	9	0	0	1	13	21	5	3	.279	.222	6
2010	DID NOT PLAY DUE TO INJURY																				
2011	GCL Astros	.172	30	93	8	16	25	3	3	0	9	3	2	1	3	20	3	3	.202	.269	7
2012	GCL Astros	.244	27	90	13	22	27	3	1	0	6	1	0	4	3	10	5	0	.299	.300	1
2013	Greenville	.240	33	104	19	25	37	4	1	2	10	0	0	2	14	24	5	1	.342	.356	3
2014	Tri-City	.246	46	122	19	30	45	4	1	3	9	5	0	4	15	24	5	5	.348	.369	9
2015	Quad Cities	.326	13	43	7	14	32	1	1	0	8	1	0	2	11	8	2	0	.482	.395	0
	Lancaster	.340	27	106	20	36	45	3	0	2	15	0	1	0	9	22	3	1	.388	.425	5
	Corpus Christi	.300	32	100	14	30	17	2	0	0	12	2	2	0	17	21	0	0	.395	.320	1
2016	Corpus Christi	.158	44	146	14	23	30	5	1	0	7	1	0	1	14	40	0	0	.236	.205	3
	Birmingham	.296	39	135	13	40	46	6	0	0	8	1	2	4	10	22	2	0	.358	.341	7
	Charlotte	.000	1	3	0	0	0	0	0	0	0	0	0	0	0	3	0	0	.000	.000	0
2017	Birmingham	.208	71	216	22	45	65	6	1	4	24	1	1	2	29	41	4	4	.306	.301	5
2018	Charlotte	.193	33	109	12	21	23	2	0	0	5	1	1	2	13	37	0	0	.288	.211	2
	Birmingham	.298	31	104	10	31	43	6	0	2	12	1	0	1	6	26	2	1	.342	.413	4
	WHITE SOX	.111	3	9	0	1	1	0	0	0	1	0	0	0	4	0	0	0	.111	.111	1
MINOR TOTALS		.238	458	1461	183	348	455	48	10	13	134	17	9	24	157	319	36	18	.320	.311	53
MLB TOTALS		.111	3	9	0	1	1	0	0	0	1	0	0	0	0	4	0	0	.111	.111	1

CAREER TRANSACTIONS

- Signed by Houston as a non-drafted free agent (7/23/08).
- Traded by Houston to the White Sox in exchange for cash considerations (7/2/16).
- On Class AA Birmingham disabled list with a fractured right index finger (4/29-6/1/17).
- On Class AA Birmingham disabled list with a strained right biceps (7/5-12/17).

CAREER FIELDING STATISTICS

POSITION	PCT	G	GS	TC	PO	A	E	DP
Catcher	.957	3	3	23	21	1	1	0



MIGUEL GONZÁLEZ

58

RIGHT-HANDED PITCHER

Given Name: Miguel Ángel González Martín

Bats: Right

Throws: Right

Height: 6-1

Weight: 180

2019 Opening Day Age: 34 (May 27, 1984)

Birthplace | Residence: Guadalajara, Mexico | Lakewood Ranch, Fla.

First Pro Contract: Los Angeles Angels, signed as free agent, December 13, 2004.

Sox Acquisition: Signed as a free agent, January 11, 2018.

Major League Service: Seven years, 74 days.

Contract Status: Signed through 2018.

2018 SEASON

- Was limited to just three starts before undergoing season-ending surgery on his right shoulder in July.
- Suffered the loss in all three of his outings this season ... none of the starts were quality.
- Was charged with the loss in his season debut on 4/3 at Toronto, allowing six runs (five earned) on eight hits over 5.0 IP.
- Made two more starts before being placed on the disabled list on 4/23 (retro to 4/19) with right rotator cuff inflammation.

- Made one rehab start with Class AAA Charlotte on 6/24 vs. Toledo before being returned from his assignment on 6/29 due to discomfort in the shoulder.
- Underwent season-ending surgery on his right shoulder on 7/11 at the Kerlan-Jobe Orthopaedic Clinic in Los Angeles ... doctors performed a labral repair and debridement on the shoulder ... his recovery time is expected to be 9-12 months.

CAREER PLAYING RECORD

YEAR	CLUB	W-L	PCT	ERA	G	GS	CG	SHO	SV	IP	H	R	ER	HR	HB	BB-I	SO	WP	BK	AVG
2005	Rancho Cucum.	0-0	—	0.00	2	0	0	0	0	4.2	0	0	0	0	0	2-0	3	0	0	.000
	AZL Angels	1-0	1.000	0.00	3	0	0	0	0	4.0	0	0	0	0	0	0-0	7	0	0	.000
	Cedar Rapids	2-5	.286	4.70	28	0	0	0	8	44.0	47	30	23	4	4	8-3	42	6	0	.266
2006	Rancho Cucum.	1-0	1.000	1.71	14	0	0	0	1	26.1	17	5	5	2	1	2-0	24	0	0	.173
	Arkansas	0-2	.000	3.88	31	0	0	0	4	53.1	41	23	23	8	0	17-0	38	0	0	.214
2007	Arkansas	8-4	.667	3.37	30	19	1	1	1	130.2	128	53	49	13	12	42-1	81	3	2	.260
2008		DID NOT PLAY DUE TO INJURY																		
2009		DID NOT PLAY DUE TO INJURY																		
2010	Salem	6-4	.600	4.54	17	16	0	0	0	73.1	82	42	37	5	8	18-0	47	8	0	.287
2011	Salem	0-1	.000	1.80	2	2	0	0	0	5.0	5	1	1	0	1	2-0	4	0	0	.263
	Pawtucket	0-1	.000	1.80	1	1	0	0	0	5.0	2	1	1	1	0	2-0	5	0	0	.125
	Portland	0-5	.000	6.17	15	6	0	0	0	46.2	55	41	32	4	7	19-0	45	3	1	.286
2012	Norfolk	3-2	.600	1.61	14	6	0	0	1	44.2	22	12	8	1	0	10-0	53	1	0	.143
	BALTIMORE	9-4	.692	3.25	18	15	0	0	0	105.1	92	38	38	13	5	35-2	77	3	2	.235
2013	BALTIMORE	11-8	.579	3.78	30	28	0	0	0	171.1	157	81	72	24	3	53-3	120	4	0	.243
2014	Bowie	0-0	—	0.00	1	1	0	0	0	4.1	4	0	0	0	0	1-0	5	1	0	.250
	Norfolk	1-0	1.000	3.00	2	2	0	0	0	9.0	6	3	3	1	0	2-0	1	2	0	.182
	BALTIMORE	10-9	.526	3.23	27	26	1	1	0	159.0	155	61	57	25	8	51-1	111	4	1	.255
2015	Bowie	1-0	1.000	3.60	1	1	0	0	0	5.0	4	2	2	1	0	1-0	4	0	0	.222
	BALTIMORE	9-12	.429	4.91	26	26	0	0	0	144.2	151	81	79	24	8	51-2	109	4	0	.270
2016	Charlotte	1-0	1.000	4.64	5	5	0	0	0	21.1	27	12	11	5	1	4-0	25	0	1	.321
	WHITE SOX	5-8	.385	3.73	24	23	0	0	0	135.0	132	61	56	11	6	35-1	95	3	0	.254
	WHITE SOX	7-10	.412	4.31	22	22	0	0	0	133.2	145	72	64	16	4	47-2	85	1	0	.273
2017	Charlotte	0-0	—	5.79	1	1	0	0	0	4.2	7	3	3	0	0	0-0	1	0	0	.333
	Birmingham	0-0	—	10.38	1	1	0	0	0	4.1	7	5	5	0	1	0-0	5	0	0	.350
	TEXAS	1-3	.250	6.45	5	5	0	0	0	22.1	22	16	16	6	2	8-0	15	0	0	.259
2018	WHITE SOX	0-3	.000	12.41	3	3	0	0	0	12.1	24	18	17	4	0	6-0	5	1	0	.400
	Charlotte	0-0	.000	0.00	1	1	0	0	0	3.0	1	0	0	0	0	1-0	1	0	0	.091
MINOR TOTALS		24-25	.490	3.73	169	62	1	1	15	489.1	455	233	203	45	35	131-4	391	25	3	.244
SOX TOTALS		12-21	.364	4.39	49	48	0	0	0	281.0	301	151	137	31	10	88-3	185	5	0	.271
MLB TOTALS		52-57	.477	4.06	155	148	1	1	0	883.2	878	428	399	123	36	286-11	617	20	3	.258

CAREER TRANSACTIONS

- Signed by Los Angeles-AL as a free agent (12/13/04).
- On Class AA Arkansas disabled list with a torn right meniscus (4/13/08-remainder of the season).
- Selected by Boston in the Rule 5 draft from Los Angeles-AL (12/11/08).
- On Boston disabled list with a torn ulnar collateral ligament in right elbow (3/27/09-remainder of the season).
- On Class AAA Pawtucket disabled list while recovering from surgery that repaired a torn ulnar collateral ligament in right elbow (4/8-6/1/10).
- On Class AA Portland disabled list with a strained right quadriceps (4/7-5/3/11).
- On Class AA Portland disabled list with right forearm inflammation (7/15-8/4/11).
- On Class AA Portland disabled list with right elbow inflammation (8/20/11-remainder of the season).
- Signed by Baltimore as a free agent (2/28/12).

OVERVIEW

STAFF

PLAYERS 1

PLAYERS 2

40-MAN ROSTER

2018 REVIEW

OPPONENTS

CHRONOLOGY

MINOR LEAGUES

CAREER TRANSACTIONS (CONTINUED)

- On Baltimore disabled list with a right thumb blister (5/4-21/13).
- On Baltimore disabled list with strained right oblique (5/31-6/17/14); included a rehab assignment to Class AA Bowie (6/11-16/14).
- On Baltimore disabled list with strained right groin (6/10-25/15); included a rehab assignment to Class AA Bowie (6/20-25/15).
- On Baltimore disabled list with right shoulder tendinitis (8/31-9/29/15).
- Signed by the White Sox as a free agent (4/7/16).
- On White Sox disabled list with A/C joint inflammation in right shoulder (6/15-7/14/17); included rehab assignment to Class AAA Charlotte (7/6-11/17) and Class AA Birmingham (7/12-14/17).
- Traded by the White Sox to Texas in exchange for INF Ti'Quan Forbes (8/31/17).
- Signed by the White Sox as a free agent (1/11/18).
- On White Sox disabled list with right rotator cuff inflammation/right shoulder surgery (4/19/18-remainder of season); transferred to 60-day disabled list on 5/24/18.

CAREER PITCHING BREAKDOWN

Quality Starts — Career: 83; **2017:** 15; **2016:** 15; **2015:** 8; **2014:** 16; **2013:** 19; **2012:** 10.

Club Record As A Starter — Career: 76-79; **2018:** 0-3; **2017:** 11-16; **2016:** 11-12; **2015:** 12-14; **2014:** 14-13; **2013:** 16-14; **2012:** 11-7.

Starts Lasting At Least 6.0/7.0/8.0 IP — Career: 90/35/11; **2018:** 0/0/0; **2017:** 17/6/4; **2016:** 15/5/1; **2015:** 10/7/1; **2014:** 16/6/3; **2013:** 20/6/1; **2012:** 12/5/1

CAREER FIELDING STATISTICS


POSITION	PCT	G	GS	TC	PO	A	E	DP
Pitcher	.985	155	148	132	45	85	2	8

CAREER GAME BESTS AS STARTER

STRIKEOUTS — 10 (4/14/15 vs. NYY, 7.0 IP) ... **IP** — 9.0 (9/3/14 vs. CIN) ... **CG** — 1 (9/3/14 vs. CIN)
SHO — 1 (9/3/14 vs. CIN) ... **WINNING STREAK** — 4 (9/21/12-4/4/13) ... **CONSEC. SCORELESS IP** — 16.1 (9/3-13/14)



Prior to batting practice on May 6, Miguel González joined Mariachi Herencia de México on the field to sing during its sound check prior to the game. The youth group from Chicago was at Guaranteed Rate Field to perform the National Anthem.



IAN HAMILTON

63

RIGHT-HANDED PITCHER

Given Name: Ian Francis Hamilton

Bats: Right

Throws: Right

Height: 6-0

Weight: 200

2019 Opening Day Age: 23 (June 16, 1995)

Birthplace | Residence: Dover, N.H. | Vancouver, Wash.

First Pro Contract: White Sox.

Sox Acquisition: Selected in the 11th round, June 2016 First-Year Player Draft.

Major League Service: 31 days.

Contract Status: Signed through 2018.

2018 SEASON

- Appeared in 10 games with the White Sox after spending the majority of the season between Class AA Birmingham and Class AAA Charlotte.
- Held opponents to a .207 (6-29) average ... limited righties to a .105 (2-19) mark (left-handers batted .400).
- Had his contract purchased from Charlotte on 8/31 ... made his major-league that night vs. Boston, working 1.0 scoreless IP.
- Worked 1.1 scoreless IP with two strikeouts in his second appearance on 9/3 vs. Detroit ... struck out Victor Reyes in the eighth for his first career strikeout.
- Suffered his first career loss on 9/9 vs. the Angels (1 ER/0.2 IP), and recorded his first hold on 9/14 at Baltimore (one unearned run in 1.2 IP).
- Blew his first career save opportunity on 9/19 at Cleveland, allowing a game-ending grand slam to Jason Kipnis.
- Lost on 9/24 vs. Cleveland after allowing a go-ahead, solo home run to Brandon Guyer in the seventh inning.

- Earned his first major-league win in his last appearance of the season on 9/25 vs. Cleveland (0.1 scoreless IP).
- Combined to go 3-2 with a 1.74 ERA (10 ER/51.2 IP), 22 saves, 62 strikeouts and a .205 (38-185) opponents average over 43 games between Birmingham and Charlotte.
- Ranked eighth in all of minor league baseball in saves ... went 22-26 (84.6) in save opportunities.
- Began the season with the Barons, converting his first 10 save chances from 4/11-6/7.
- Was promoted to the Knights on 6/21 ... ranked second in the Southern League in saves (12) at the time of his promotion.
- Threw 8.0 consecutive scoreless IP over his first seven games with Charlotte.
- Converted six of his last seven save chances with the Knights from 7/30-8/30.
- Recorded his 20th save of the season on 8/22 at Norfolk ... became the first White Sox minor leaguer with 20-plus saves since Anthony Carter (22) in 2010.

CAREER PITCHING RECORD

YEAR	CLUB	W-L	PCT	ERA	G	GS	CG	SHO	SV	IP	H	R	ER	HR	HB	BB-I	SO	WP	BK	AVG
2016	AZL White Sox	0-0	.000	.000	1	0	0	0	0	1.0	0	0	0	0	0	1-0	2	0	0	.000
	Kannapolis	1-1	.500	3.69	21	0	0	0	8	31.2	22	13	13	3	0	14-1	27	0	0	.202
2017	Birmingham	1-3	.250	5.21	14	0	0	0	6	19.0	26	14	11	0	0	8-1	22	2	0	.317
	Winston-Salem	3-3	.500	1.71	30	0	0	0	6	52.2	33	12	10	1	2	8-0	52	1	0	.179
2018	Birmingham	2-1	.667	1.78	21	0	0	0	12	25.1	20	6	5	0	0	12-0	34	1	0	.211
	Charlotte	1-1	.500	1.71	22	0	0	0	10	26.1	18	5	5	2	1	4-0	28	2	0	.198
	WHITE SOX	1-2	.333	4.50	10	0	0	0	0	8.0	6	5	4	2	1	2-0	5	0	0	.207
MINOR TOTALS		8-9	.471	2.54	109	0	0	0	37	156.0	119	50	44	6	3	47-2	165	6	0	.211
MLB TOTALS		1-2	.333	4.50	10	0	0	0	0	8.0	6	5	4	2	1	2-0	5	0	0	.207

CAREER TRANSACTIONS

— Selected by the White Sox in the 11th round of the First-Year Player Draft (6/16).

CAREER FIELDING STATISTICS

POSITION	PCT	G	GS	TC	PO	A	E	DP
Pitcher	1.000	10	0	2	1	1	0	0

CAREER GAME BESTS

STRIKEOUTS — 2 (9/3/18 vs. DET) ... **INNINGS PITCHED** — 2.0 (9/3/18 vs. DET)
WINNING STREAK — NONE ... **CONSECUTIVE SCORELESS IP** — 3.1 (8/31-9/8/18)

OVERVIEW

STAFF

PLAYERS 1

PLAYERS 2

40-MAN ROSTER

2018 REVIEW

OPPONENTS

CHRONOLOGY

MINOR LEAGUES



GREGORY INFANTE

45

RIGHT-HANDED PITCHER

Given Name: Gregory Alexander Infante

Bats: Right

Throws: Right

Height: 6-1

Weight: 200

2019 Opening Day Age: 31 (July 10, 1987)

Birthplace and Residence: Caracas, Venezuela

First Pro Contract: White Sox, signed as a free agent, May 5, 2006.

Sox Acquisition: Signed as a free agent, January 20, 2017.

Major League Service: One year, 23 days.

Contract Status: Signed through 2018.

2018 SEASON

- Spent most of the season with Class AAA Charlotte but made 10 relief appearances with the White Sox.
- Made his first career Opening Day roster ... made his season debut on Opening Day at Kansas City, working 1.0 scoreless IP.
- Was charged with his first loss on 4/5 vs. Detroit.
- Was optioned to Charlotte on 4/11 and recalled on 4/21.
- Earned his first win on 4/27 at Kansas City (1.0 scoreless IP).

- Was optioned back to the Knights following Game 1 of a DH on 4/28 at Kansas City ... was outrighted to Charlotte on 6/15.
- Made 44 relief appearances with the Knights, going 9-13 (69.2 percent) in save opportunities.
- Earned his first save of the season on 4/17 vs. Rochester (0.1 scoreless IP) and first win on 5/13 vs. Durham (0.2 IP).
- Did not allow an earned run in seven straight games from 7/19-8/10 (6.2 IP).

CAREER PLAYING RECORD

YEAR	CLUB	W-L	PCT	ERA	G	GS	CG	SHO	SV	IP	H	R	ER	HR	HB	BB-I	SO	WP	BK	AVG
2006	VSL White Sox	0-0	.000	8.61	10	2	0	0	0	23.0	25	28	22	2	5	26-0	17	6	0	.291
2007	Bristol	2-3	.400	4.01	10	8	0	0	0	33.2	25	17	15	1	2	23-0	33	9	1	.207
2008	Kannapolis	1-2	.333	6.59	4	3	0	0	0	13.2	16	12	10	0	1	12-0	11	1	0	.286
	Bristol	4-3	.571	2.66	13	12	0	0	0	74.1	63	26	22	4	8	19-0	57	4	1	.232
2009	Kannapolis	3-5	.375	3.26	15	15	0	0	0	88.1	76	37	32	4	9	37-0	75	7	0	.239
	Winston-Salem	1-2	.333	7.84	6	5	0	0	0	20.2	18	20	18	3	5	23-0	10	5	0	.243
2010	Winston-Salem	1-2	.333	3.48	31	0	0	0	9	33.2	32	15	13	0	2	15-0	35	4	0	.250
	Birmingham	2-2	.500	3.42	24	0	0	0	3	26.1	23	11	10	0	1	12-1	34	3	0	.235
	WHITE SOX	0-0	.000	0.00	5	0	0	0	0	4.2	2	0	0	0	0	4-0	5	0	0	.133
2011	Birmingham	2-0	1.000	0.00	12	0	0	0	7	15.1	7	1	0	0	1	7-0	14	1	0	.132
	Charlotte	1-4	.200	3.35	34	0	0	0	4	48.1	50	20	18	5	2	21-1	40	5	0	.263
2012	Birmingham	0-0	.000	0.00	1	0	0	0	0	1.0	0	0	0	0	0	0-0	1	0	0	.000
	Charlotte	4-1	.800	3.66	20	0	0	0	1	32.0	30	18	13	1	0	16-0	20	7	0	.254
2013	Chattanooga	1-1	.500	3.35	27	0	0	0	0	37.2	33	14	14	2	0	25-2	36	7	0	.250
	Albuquerque	0-0	.000	13.50	1	0	0	0	0	2.0	2	3	3	0	1	3-0	2	0	0	.286
2014	New Hampshire	0-1	.000	1.86	36	0	0	0	22	28.2	28	8	8	0	3	16-0	34	0	0	.207
	Buffalo	2-1	.667	2.35	5	0	0	0	0	7.2	2	2	2	0	0	2-0	10	0	0	.080
2015	New Hampshire	0-1	.000	5.63	6	0	0	0	1	8.0	12	10	5	0	0	7-0	9	3	0	.324
	Buffalo	1-2	.333	2.77	45	0	0	0	7	48.2	43	15	15	3	0	32-0	41	4	0	.238
2016	Reading	4-2	.667	4.84	30	1	0	0	0	44.2	49	25	24	4	1	23-3	53	5	0	.283
	Lehigh Valley	2-1	.667	5.82	9	1	0	0	0	17.0	17	11	11	3	2	12-0	12	0	0	.279
2017	Charlotte	0-1	.000	1.80	12	0	0	0	1	15.0	7	3	3	0	0	8-1	18	1	1	.143
	WHITE SOX	2-1	.667	3.13	52	0	0	0	0	54.2	45	20	19	4	3	20-4	49	1	0	.226
2018	WHITE SOX	1-1	.500	8.00	10	0	0	0	0	9.0	12	8	8	0	0	8-2	6	1	0	.364
	Charlotte	2-4	.333	4.32	44	0	0	0	9	50.0	49	26	24	10	1	10-1	51	4	0	.257
MINOR TOTALS		33-38	.465	3.73	395	47	0	0	66	679.2	607	322	282	42	44	349-9	613	76	3	.242
MLB TOTALS		3-2	.600	3.56	67	0	0	0	0	68.1	59	28	27	4	3	32-6	60	3	0	.239

CAREER TRANSACTIONS

- Signed by the White Sox as a free agent (5/5/06).
- On Class A Winston-Salem disabled list with a nerve issue in his right hand (7/19-28/09).
- On Class A Winston-Salem disabled list with a nerve issue in his right hand (8/15-9/10/09).
- On Class AAA Charlotte disabled list with a left oblique strain (4/5-12/12).
- On Class AAA Charlotte disabled list with a right elbow strain (7/6-8/15/12).
- On Class AA Birmingham disabled list with right elbow inflammation (8/17/12).
- Signed by Los Angeles-NL as a free agent (11/16/12).
- Signed by Toronto as a free agent (12/27/13).
- On Class AAA Buffalo disabled list with right shoulder impingement syndrome (5/16-6/12/14).
- Signed by Philadelphia as a free agent (12/11/15).
- Signed by White Sox as a free agent (1/20/17).

CAREER GAME BESTS AS RELIEVER

STRIKEOUTS — 3 (3x, 9/11/17 at K.C., 2.0 IP) ... **IP** — 2.1 (6/21/17 at MIN)
WINNING STREAK — 2 games (8/18/17-current) ... **CONSECUTIVE SCORELESS IP** — 10.2 (8/13-9/1/17)



NATE JONES

65

RIGHT-HANDED PITCHER

Given Name: Nathan Andrew Jones
Bats: Right **Throws:** Right
Height: 6-5 **Weight:** 225
2019 Opening Day Age: 33 (January 28, 1986)
Birthplace and Residence: Butler, Ky.
First Pro Contract: White Sox.
Sox Acquisition: Selected in the fifth round, June 2007 First-Year Player Draft.
Major League Service: Seven years.
Contract Status: Signed through 2018 (club options for 2019 and 2020).

2018 SEASON

- Appeared in just 33 games in his seventh season with the White Sox due to a pronator muscle strain in his right arm.
- **Familiar Face:** Entered the season as the longest-tenured member of the White Sox (2012).
- **Leaving His Mark:** Moved past Damaso Marte (281), Bob Howry (286) and Bob Locker (296) for eighth place on the White Sox all-time reliever strikeout list.
- Posted a 0.49 ERA (1 ER/18.1 IP) over 19 outings on the road, compared to a 6.94 ERA (9 ER/11.2 IP) at Guaranteed Rate Field.
- Made his season debut on 3/31 at Kansas City, earning a hold after working 1.0 scoreless IP.
- Worked a perfect eighth inning and earned his first win on 4/4 at Toronto ... José Abreu hit a game-winning, solo homer in the top of the frame.
- Worked around a leadoff walk and earned his first save of the season on 4/11 vs. Tampa Bay, striking out two over 1.0 scoreless IP.
- Was charged with his first blown save of the season on 4/27 at Kansas City despite working 1.1 scoreless IP ... allowed an inherited runner to score.
- Was charged with his first loss and second blown save on 5/9 vs. Pittsburgh after allowing four runs on four hits, including a game-winning, two-run homer to Colin Moran in the ninth ... the Sox led 5-2 entering the ninth and lost, 6-5.
- Converted three saves in as many opportunities from 5/17-22 ... allowed just two hits with four strikeouts in 2.2 scoreless IP.

WHITE SOX ALL-TIME HOLDS LEADERS

Pitcher	Holds
Matt Thornton	164
Damaso Marte	71
Nate Jones	67
Bob Howry	65
Scott Radinsky	61

SOX RELIEVER SO LEADERS SINCE 2012

Pitcher	SO
Nate Jones	308
David Robertson	208
Zach Putnam	149
Héctor Santiago	147
Jake Petricka	131

- Was charged with his third blown save and second loss on 6/5-1 at Minnesota ... allowed four runs on three hits in 0.2 IP ... entered the frame with the Sox leading, 2-0, but surrendered a game-winning, three-run, two-out homer to Eduardo Escobar ... recorded his 300th career strikeout (Mitch Garver).
- Made four straight scoreless appearances from 6/6-12 (2.2 IP) before being placed on the disabled list on 6/13 with a pronator muscle strain in his right arm.
- Was transferred to the 60-day DL on 9/1 ... was sent on a rehab assignment to Class A Winston-Salem but did not pitch.
- Was returned from his rehab assignment with Winston-Salem and reinstated from the 60-day disabled list on 9/11 ... worked a scoreless inning that night at Kansas City.
- Recorded the save on 9/14 at Baltimore (1.0 scoreless IP), his first since 5/22 vs. the Orioles.
- Five of his last six appearances were scoreless ... allowed three runs over 0.1 IP on 9/24 vs. Cleveland.

CAREER PLAYING RECORD

YEAR	CLUB	W-L	PCT	ERA	G	GS	CG	SHO	SV	IP	H	R	ER	HR	HB	BB-I	SO	WP	BK	AVG
2007	Bristol	0-4	.000	5.13	13	10	0	0	0	47.1	44	33	27	4	4	29-0	42	11	0	.250
2008	Kannapolis	1-7	.125	6.83	18	10	1	0	0	56.2	63	45	43	8	1	35-0	71	7	0	.281
	Bristol	1-0	1.000	1.35	4	1	0	0	0	6.2	6	4	1	0	1	2-0	12	3	1	.222
2009	Winston-Salem	0-0	.000	3.38	2	0	0	0	0	2.2	1	1	1	0	0	2-0	1	1	0	.111
	Kannapolis	2-0	1.000	2.41	13	0	0	0	1	18.2	8	5	5	0	1	9-0	25	1	0	.129
2010	Winston-Salem	2-1	.667	3.65	32	0	0	0	0	49.1	44	20	20	4	1	13-0	43	4	0	.244
	Winston-Salem	11-6	.647	4.08	28	28	1	0	0	152.1	176	77	69	10	12	56-0	109	7	1	.296
2011	Birmingham	2-3	.400	3.27	42	0	0	0	12	63.1	58	27	23	3	2	27-1	67	8	0	.243
2012	WHITE SOX	8-0	1.000	2.39	65	0	0	0	0	71.2	67	19	19	4	1	32-3	65	5	0	.256
2013	WHITE SOX	4-5	.444	4.15	70	0	0	0	0	78.0	69	40	36	5	1	26-1	89	8	1	.247
2014	WHITE SOX	0-0	.000	—	2	0	0	0	0	0.0	2	4	4	0	0	3-0	0	0	0	1.000
2015	Winston-Salem	0-0	.000	2.25	4	2	0	0	0	4.0	3	1	1	1	0	0-0	1	0	0	.231
	Charlotte	0-0	.000	1.42	6	0	0	0	0	6.1	3	1	1	1	0	2-0	4	1	0	.146
2016	WHITE SOX	2-2	.500	3.32	19	0	0	0	0	19.0	12	7	7	5	0	6-0	27	0	0	.188
	WHITE SOX	5-3	.625	2.29	71	0	0	0	3	70.2	48	20	18	7	3	15-3	80	7	0	.190
2017	WHITE SOX	1-0	1.000	2.31	11	0	0	0	0	11.2	9	3	3	1	1	6-1	15	1	0	.220
2018	WHITE SOX	2-2	.500	3.11	33	0	0	0	5	30.0	28	14	10	4	3	15-0	32	2	0	.239
MINOR TOTALS		19-21	.475	4.22	162	51	2	0	13	407.1	406	214	191	31	22	175-1	375	43	2	.263
MLB TOTALS		22-12	.647	3.11	271	0	0	0	8	281.0	235	107	97	26	9	103-8	308	23	1	.231

OVERVIEW

STAFF

PLAYERS 1

PLAYERS 2

40-MAN ROSTER

2018 REVIEW

OPPONENTS

CHRONOLOGY

MINOR LEAGUES

CAREER TRANSACTIONS

- Selected by the White Sox in the fifth round of the First-Year Player Draft (6/07).
- On Class A Kannapolis disabled list with a strained right shoulder (6/23-8/7/08).
- On Class AA Birmingham disabled list with right shoulder tendinitis (5/12-29/11).
- On the White Sox disabled list with a muscle strain in his left hip (4/4-remainder of season); transferred to 60-day disabled list (5/3/14).
- On the White Sox disabled list while recovering from Tommy John Surgery (3/27-8/5/15); included injury rehab assignment (7/10-8/5/15).
- On White Sox disabled list with right elbow neuritis (5/4/17-remainder of season).
- On White Sox disabled list with a pronator muscle strain in his right arm (6/13-9/11/18).

CAREER RELIEF BREAKDOWN


Save Pct. — Career: 8-29 (27.6); **2018:** 5-8 (62.5); **2016:** 3-12 (25.0); **2015:** 0-1; **2014:** 0-1; **2013:** 0-4; **2012:** 0-3.
Holds — Career: 67; **2018:** 6; **2017:** 4; **2016:** 28; **2015:** 6; **2013:** 16; **2012:** 7.
Inherited Runners/Scored — Career: 161/51 (31.7); **2018:** 8/4 (50.0); **2017:** 3/1 (33.3); **2016:** 36/6 (16.7); **2015:** 8/0 (.000); **2014:** 1/1 (1.000); **2013:** 51/15 (29.4); **2012:** 54/24 (44.4).
First Batter Eff. — Career: .211 (50-237); **2018:** .240 (6-25); **2017:** .333 (3-10); **2016:** .136 (9-66); **2015:** .294 (5-17); **2013:** .131 (8-61); **2012:** .328 (19-58).

CAREER FIELDING STATISTICS

POSITION	PCT	G	GS	TC	PO	A	E	DP
Pitcher	.958	271	0	48	12	34	2	1

CAREER GAME BESTS

STRIKEOUTS — 5 (6/4/13 at SEA, 2.1 IP) ... **INNINGS PITCHED —** 3.1 (5/18/13 at LAA)
WINNING STREAK — 8 games (5/5-9/17/12) ... **CONSECUTIVE SCORELESS IP —** 22.1 (8/12-9/28/12)



MICHAEL KOPECH

34

RIGHT-HANDED PITCHER

Given Name: Michael Talbert Kopech

Bats: Right

Throws: Right

Height: 6-3

Weight: 215

2019 Opening Day Age: 22 (April 30, 1996)

Birthplace | Residence: Longview, Texas | Mount Pleasant, Texas

First Pro Contract: Boston Red Sox, selected in the first round (33rd overall), June 2014 First-Year Player Draft.

Sox Acquisition: Obtained from the Boston Red Sox with OF Luis Alexander Basabe, RHP Víctor Díaz and INF Yoán Moncada in exchange for LHP Chris Sale, December 6, 2016.

Major League Service: 41 days.

Contract Status: Signed through 2018.

2018 SEASON

- Spent most of 2018 with Class AAA Charlotte before making his first four major-league starts with Chicago ... was shut down in September prior to undergoing Tommy John surgery.
- Two of his three home starts were shortened by rain.
- Had his contract purchased from Charlotte on 8/21 and made his major-league debut that night vs. Minnesota ... received a ND after allowing three hits with zero walks and four strikeouts over 4.0 scoreless IP ... struck out Miguel Sano in the first for his first career strikeout ... was removed from the game before the top of the third inning following a 56 minute rain delay.
- Earned his first win on 8/26 at Detroit after allowing one run on seven hits with zero walks and four strikeouts over 6.0 IP ... became the first pitcher since at least 1908 to surrender one run or less and issue zero walks in each of his first two MLB starts.
- Worked 3.0 scoreless IP and allowed one hit and issued one walk on 9/1 vs. Boston, his former club ... was removed from the game following a 2:09 rain delay ... became just the third pitcher since at least 1908 to allow one run or less and one walk or less in each of his first three MLB starts, joining St. Louis' Donovan Osborne (1992) and Cleveland's Cody Anderson (2015).
- Suffered his first loss on 9/5 vs. the Tigers after allowing seven runs on nine hits with one walk and four home runs.

- Was shut down after being diagnosed with a right UCL tear and being recommended for Tommy John surgery.
- Underwent successful surgery on his right elbow on 9/18 ... the surgery was performed by Dr. Neal ElAttrache in Los Angeles, Calif. ... is expected to make a full recovery in time to fully participate at spring training prior to the 2020 season.
- At the time of his promotion, led all MiLB pitchers with 170 strikeouts, and led the International League in SO/9.0 IP (12.11).
- Lowered his ERA from 4.70 (43 ER/82.1 IP) in the first half to 1.84 (9 ER/44.0 IP) after the break ... limited righties to a .215 average (53-246), and opponents to a .187 RISP mark (23-123).
- Struck out 10-plus three times: 4/20 at Indianapolis (10), 6/8 vs. Lehigh Valley (10) and 7/14 at Durham (season-high 11) ... also struck out nine batters six times.
- Went 4-0 with a 1.84 ERA (9 ER/44.0 IP), 59 strikeouts and four walks over his final seven starts, and did not issue a walk over his last 24.0 IP dating to 7/31.
- Following the season, was rated by *Baseball America* as the No. 2 prospect in the IL.
- Entered 2018 ranked by *Baseball America* as the No. 2 prospect, Top Rookie, possessing the Best Fastball in the White Sox system, and the No. 11 overall prospect in baseball ... ranked by MLB.com as the No. 2 prospect in the Sox system, No. 10 overall and No. 3 right-handed pitching prospect in baseball.

CAREER PLAYING RECORD

YEAR	CLUB	W-L	PCT	ERA	G	GS	CG	SHO	SV	IP	H	R	ER	HR	HB	BB-I	SO	WP	BK	AVG
2014	GCL Red Sox	0-1	.000	4.61	8	8	0	0	0	13.2	11	7	7	0	0	9-0	16	0	0	.216
2015	Greenville	4-5	.444	2.63	16	15	0	0	0	65.0	53	25	19	2	8	27-0	70	2	0	.228
2016	Salem	4-1	.800	2.25	11	11	0	0	0	52.0	25	15	13	1	5	29-0	82	8	0	.147
	Lowell	0-0	.000	0.00	1	1	0	0	0	4.1	4	0	0	0	0	4-0	4	3	0	.250
2017	Birmingham	8-7	.533	2.87	22	22	0	0	0	119.1	77	45	38	6	6	60-0	155	8	1	.184
	Charlotte	1-1	.500	3.00	3	3	0	0	0	15.0	15	5	5	0	0	5-0	17	1	0	.263
2018	Charlotte	7-7	.500	3.70	24	24	0	0	0	126.1	101	58	52	9	13	60-0	170	12	1	.219
	WHITE SOX	1-1	.500	5.02	4	4	0	0	0	14.1	9	7	7	4	5	2-0	6	1	0	.328
MINOR TOTALS		24-22	.522	3.05	85	84	0	0	0	395.2	286	155	134	18	32	194-0	514	34	2	.203
MLB TOTALS		1-1	.500	5.02	4	4	0	0	0	14.1	9	7	7	4	5	2-0	6	1	0	.328

CAREER TRANSACTIONS

- Selected by Boston in the first round (33rd overall) of the First-Year Player Draft (6/14).
- On Class AA Greenville disabled list with a broken right hand (4/7-7/6/16); included rehab assignment to Advanced Rookie Lowell (6/16-22/16).
- Traded by Boston with OF Luis Alexander Basabe, RHP Víctor Díaz and INF Yoán Moncada to the White Sox in exchange for LHP Chris Sale (12/6/16).
- On White Sox 60-day disabled list with an ulnar collateral ligament sprain in his right elbow; included Tommy John surgery (9/8/18-end of season).

CAREER FIELDING STATISTICS

POSITION	PCT	G	GS	TC	PO	A	E	DP
Pitcher	1.000	4	4	2	1	1	0	0

CAREER GAME BESTS

STRIKEOUTS — 7 (8/26/18 at DET) ... **INNINGS PITCHED** — 6.0 (8/26/18 at DET)
WINNING STREAK — NONE ... **CONSECUTIVE SCORELESS IP** — 7.0 (8/21-26/18)



RYAN LaMARRE

25

OUTFIELDER

Given Name: Ryan Michael LaMarre

Bats: Right **Throws:** Left

Height: 6-1 **Weight:** 210

2019 Opening Day Age: 30 (November 21, 1988)

Birthplace | Residence: Royal Oak, Mich. | Jackson, Mich.

First Pro Contract: Cincinnati Reds, selected in the second round, June 2010 First-Year Player Draft.

Sox Acquisition: Claimed off waivers from Minnesota, July 9, 2018.

Major League Service: One year, 40 days.

Contract Status: Signed through 2018.

2018 SEASON

- Split 2018 between the Minnesota and Chicago organizations.
- Combined to hit .279 (46-165) with 11 doubles, two home runs, 18 RBI, 10 walks and 15 runs scored over 76 games between the Twins and White Sox.
- Hit .333/.351/.464 vs. left-handers, .321 (18-56) in 29 day games and .385 (10-26) over 15 games in August.
- Appeared in 29 games (17 starts) in left field, 36 (28) in center and five (two) in right.
- Played in 43 games over four stints with Minnesota.
- Had his contract purchased on 3/29 and made the Twins Opening Day roster ... went 1-1 in the opener at Baltimore.
- Was optioned to Class AAA Rochester on 4/13, recalled as the 26th man for a doubleheader on 4/17 and returned on 4/18.
- Was recalled two more times (4/18 and 5/22) and optioned twice more (5/10 and 6/24).
- Made his first career pitching appearance on 4/23 at the Yankees, allowing one run on hit in 0.2 IP (14-1 loss).

- Was designated for assignment on 7/2, claimed off waivers by the White Sox on 7/9 and added to the active roster on 7/10.
- Made his Sox debut on 7/13 vs. Kansas City, going 2-4 with a RBI ... was optioned to Charlotte on 7/20 and recalled on 8/6.
- Connected on his first major-league home run on 8/14 at Detroit, a solo shot off Blaine Hardy in the second inning.
- Was optioned on 8/15 and recalled again on 8/21.
- Drove in all four Sox runs with a RBI double, two-run double and solo homer in a 4-1 win on 8/29 at Yankees ... became just the second Sox rookie ever to record four-plus RBI and drive in all of the team's runs in a win (also Tommy Agee in 1966) ... the last White Sox to accomplish the feat was Alex Rios on 9/5/12 vs. Minnesota (six RBI) ... source: STATS LLC ... joined Matt Davidson (OD at Kansas City; 3 HR/5 RBI) as the second Sox this season to register three extra-base hits and four-plus RBI.
- Went 3-3 with three RBI on 9/21 vs. the Cubs.
- Combined to hit .269 (25-93) with six doubles, three triples, and seven RBI in 25 games between Rochester and Charlotte.

OVERVIEW
STAFF
PLAYERS 1
PLAYERS 2
40-MAN ROSTER
2018 REVIEW
OPPONENTS
CHRONOLOGY
MINOR LEAGUES

CAREER PLAYING RECORD

YEAR	CLUB	AVG	G	AB	R	H	TB	2B	3B	HR	RBI	SH	SF	HB	BB	SO	SB	CS	OBP	SLG	E
2010	Dayton	.282	60	227	44	64	90	11	0	5	29	1	2	12	21	53	18	7	.370	.396	0
	Lynchburg	.222	8	27	2	6	11	2	0	1	3	0	0	2	4	1	1		.276	.407	0
2011	Bakersfield	.279	117	445	78	124	165	17	3	6	47	2	6	8	42	97	52	14	.347	.371	6
	Carolina	.267	5	15	3	4	5	1	0	0	0	0	0	1	3	3	3	0	.421	.333	0
2012	Pensacola	.263	133	482	68	127	170	22	3	5	32	4	2	10	60	119	30	10	.356	.353	5
2013	Pensacola	.246	126	451	55	111	168	19	4	10	39	6	3	11	44	93	22	13	.326	.373	7
	Louisville	.182	3	11	4	2	2	0	0	0	0	0	0	2	1	1	1	0	.357	.182	0
2014	Louisville	.200	17	50	6	10	15	2	0	1	6	1	0	0	8	17	1	1	.310	.300	1
2015	Louisville	.257	91	300	33	77	120	17	1	8	18	3	3	5	18	88	11	4	.307	.400	4
	CINCINNATI	.080	21	25	2	2	2	0	0	0	0	1	0	0	0	9	0	0	.080	.080	1
2016	BOSTON	.000	5	5	1	0	0	0	0	0	0	0	0	0	1	2	0	0	.167	.000	0
	Pawtucket	.303	86	317	44	96	141	15	0	10	41	0	5	8	28	80	17	6	.369	.445	2
2017	Salt Lake	.268	10	41	6	11	14	1	1	0	7	0	0	1	6	11	4	1	.375	.341	0
	OAKLAND	.000	3	7	0	0	0	0	0	0	0	0	0	0	1	3	0	0	.125	.000	0
	Nashville	.240	41	129	11	31	37	2	2	0	12	2	1	3	11	47	5	5	.313	.287	1
2018	Rochester	.313	13	48	5	15	21	4	1	0	5	0	0	1	5	15	1	0	.389	.438	1
	MINNESOTA	.263	43	99	7	26	31	5	0	0	8	0	1	1	8	33	1	1	.321	.313	0
	Charlotte	.222	12	12	7	10	16	2	2	0	2	0	1	0	4	14	2	0	.286	.356	0
	WHITE SOX	.303	33	66	8	20	32	6	0	2	1	0	2	1	2	20	1	1	.324	.485	2
MINOR TOTALS		.266	722	2588	366	688	975	115	17	46	241	20	22	62	253	642	168	62	.343	.377	28
A.L. TOTALS		.260	85	177	16	46	63	11	0	2	9	0	3	2	12	58	2	2	.309	.356	2
N.L. TOTALS		.080	21	25	2	2	2	0	0	0	0	1	0	0	0	9	0	0	.080	.080	1
MLB TOTALS		.238	106	1202	18	48	65	11	0	2	18	1	3	2	12	67	2	2	.283	.322	3

CAREER TRANSACTIONS

- Selected by Cincinnati in the second round of the First-Year Player Draft (6/10).
- On Class A Louisville disabled list with a strained right hamstring (8/19/14-remainder of season).
- Signed by Boston as a free agent (12/14/15).
- Signed by Los Angeles-AL as a free agent (12/15/16).
- Traded by Los Angeles-AL to Oakland in exchange for a player to be named later (4/22/17).
- Signed by Minnesota as a free agent (11/23/17).
- Claimed by the White Sox off waivers from Minnesota (7/9/18).

CAREER FIELDING STATISTICS

POSITION	PCT	G	GS	TC	PO	A	E	DP	POSITION	PCT	G	GS	TC	PO	A	E	DP
Center Field	.977	52	35	88	85	1	2	0	Left Field	.974	33	18	38	33	4	1	1
Right Field	1.00	7	2	3	3	0	0	0	Pitcher	—	2	0	0	0	0	0	2

CAREER GAME BESTS AND HOME RUN INFORMATION

HITS — 3 (4x, last 9/21/18 vs. CUBS) ... **HR** — 1 (2x, last 8/29/18 at NYY) ... **RBI** — 4 (8/29/18 at NYY)
RUNS — 2 (6/19/18 vs. Bos.) ... **SB** — 1 (2x, last 8/23/18 at DET) ... **HITTING STREAK** — Four games (5/31-6/3/18)
GAME-ENDING HOMERS — NONE ... **GRAND SLAMS** — NONE ... **MULTIHOMER GAMES** — NONE
PINCH HOME RUNS — NONE ... **INSIDE-THE-PARK HOMERS** — NONE ... **LEADOFF HOME RUNS** — NONE



White Sox coaches Daryl Boston and Todd Steverson work with members of the community and the club's Volunteer Corps during a KaBoom! playground build in Chicago's Pullman neighborhood in August 2018.



REYNALDO LÓPEZ

40

RIGHT-HANDED PITCHER

Given Name: Reynaldo Starling López
Bats: Right **Throws:** Right
Height: 5-11 **Weight:** 200
2019 Opening Day Age: 25 (January 4, 1994)
Birthplace and Residence: San Pedro de Macorís, Dominican Republic
First Pro Contract: Washington Nationals, signed as a non-drafted free agent, June 21, 2012.
Sox Acquisition: Obtained from the Washington Nationals with RHP Dane Dunning and RHP Lucas Giolito in exchange for OF Adam Eaton, December 7, 2016.
Major League Service: One year, 96 days.
Contract Status: Signed through 2018.

2018 SEASON

- **American League Leaders:** *T6th-GS (32); T7th-QS (19); 12th-IP (188.2); 12th-Opp. AVG (.234).*
- Spent his first full season in the White Sox rotation ... ranked among the Sox leaders in quality starts (T1st), IP (2nd), strikeouts (2nd, 151) and starts (T2nd) ... tied or trailed RHP James Shields in each of the categories.
- Worked at least 6.0 IP 22 times, allowed two runs or less in 19 outings and one run or less 11 times.
- Surrendered two runs or less on five hits or less over 6.0-plus IP in 15 starts this season, tied for the third-most such outings in the American League and tied for sixth-most in MLB ... Washington's Max Scherzer led MLB with 22 such starts and Houston's Justin Verlander led the AL with 20.
- His 15 no decisions tied for the fourth-most in MLB ... received a 3.26 run support average (33 RS) in the NDs.
- Limited opponents to a .203 (32-158) average with RISP and .162 (12-74) mark with RISP/two outs ... the .203 RISP mark was the fourth-lowest in the AL and 10th-lowest in MLB.
- Received a 3.39 run support average (71 RS), the second-lowest in MLB behind Cole Hamels (3.02) ... received two runs or less 20 times, including six straight from 7/6-8/7... received one run or less in six of his final eight outings from 8/19-9/28.
- Owned a sub-2.00 ERA in both April (1.78; 6 ER/30.1 IP) and September (1.09; 4 ER/33.0 IP).
- Limited left-handers to a .220 average (79-359).
- Received a no decision in his season debut on 4/2 at Toronto ... allowed just one run on two hits with two walks and six strikeouts over 6.0 IP.
- **One-Man Club:** Suffered his first loss on 4/8 vs. Detroit despite allowing one unearned run on two hits over 7.0 IP ... became the first White Sox starter since at least 1908 to lose a game after going 7.0-plus IP with two or fewer hits allowed, one run allowed, and no earned runs (STATS) ... marked just the fifth such outing in the major leagues since 2000 (last, Pittsburgh's Gerrit Cole on 4/25/17 vs. the Cubs) ... also become the first pitcher in Sox history to throw 6.0-plus IP with two or fewer hits allowed and one or no earned runs allowed in each of his first two starts of a season (Elias).
- Was charged with his second loss on 4/16 at Oakland despite allowing just two runs on four hits with 10 strikeouts over 6.0 IP ... the 10 strikeouts matched his career high (also 8/18/16 at Atlanta with Washington).
- Had his season-opening winless stretch extended to five on 4/27 at Kansas City despite allowing two earned runs in 6.1 IP.
- Received his fourth straight no decision on 5/9 vs. Pittsburgh after allowing just two runs on three hits, including two homers, and six strikeouts over 7.1 IP ... retired the first 10 Pirates of the game ... the White Sox led 5-2 entering the ninth but Nate Jones allowed four runs and Pittsburgh went on to a 6-5 win.

- Suffered the loss on 5/16 at Pittsburgh after allowing six runs on seven hits over a career-low 2.0 IP.
- Owned an 11.0 IP scoreless streak from 5/20-25 ... the streak was snapped in the fourth inning on 5/25 at Detroit.
- Earned his first win of the season on 5/20 vs. Texas ... allowed just two hits with two walks and eight strikeouts over a career-high 8.0 IP ... retired 22 of the final 24 batters he faced ... his 107 pitches also marked a career high.
- Received a ND in Game 1 of a doubleheader on 6/5 at Minnesota despite allowing just one hit over 7.0 scoreless IP ... Nate Jones allowed four runs in the eighth as Chicago lost, 4-2 ... was the first White Sox starter to work 7.0-plus IP and allow one hit since José Quintana on 5/19/17 at Seattle (1 ER/8.0 IP).
- Recorded his second win on 6/10 at Boston after allowing two runs (one earned) on six hits over 6.1 IP
- Won back-to-back starts for the first time this season on 6/26 vs. Minnesota (4 ER/6.1 IP) and 7/1 at Texas (2 ER/6.1 IP) ... first pitch temperature for the game at the Rangers was 97 degrees.
- Lost four consecutive starts from 7/6-27, allowing 21 earned runs on 27 hits and eight home runs over 21.2 IP.
- **6.0 (IP), 1 (R) & Done:** Made five straight starts from 8/29-9/21 allowing one run or less over 6.0-plus IP ... the streak was the longest by a Sox starter since Eric King from 4/22-5/13/89 (also five) ... was one of four pitchers in MLB this season to accomplish the feat, joining St. Louis' Carlos Martinez (six), Boston's Chris Sale (six) and Pittsburgh's Trevor Williams (five).
- Also surrendered five hits or less in each of the five outings from 8/29-9/21 ... became just the third Sox starter to record a five-game streak of 6.0-plus IP, one run or less allowed and five hits or less allowed, joining Joe Horlen (5/11-29/68) and Billy Pierce (5/21-6/8/57) ... Pittsburgh's Williams was the only other pitcher in MLB to record such a streak in 2018.
- Earned the win in his Yankee Stadium debut on 8/29, allowing just one run on five hits with two walks and six strikeouts over 7.0 IP ... retired 12 of the first 13 batters, and seven of the last nine, he faced ... improved to 1-0 with a 1.29 ERA (2 ER/7.0 IP), 12 strikeouts and just nine hits allowed over two starts vs. the Yankees in 2018.
- Did not allow a run in consecutive starts on 9/9 vs. the Angels (6.0 IP) and 9/15 at Baltimore (7.0) ... earned his seventh and final win on 9/21 vs. the Cubs (1 ER/7.0 IP).
- **Tweak the Streak:** Suffered the loss in his final start on 9/28-1 at Minnesota despite surrendering just two runs on four hits over 6.0 IP ... marked his sixth consecutive start allowing two runs or less and five hits or less over 6.0-plus IP ... was just the third White Sox pitcher to record such a streak, joining Carlos Rodón (six; 7/5-8/10/18) and Joe Horlen (six; 5/7-29/68) ... López and Rodón tied for the third-longest such streak in MLB in 2018, trailing Houston's Verlander (11) and Washington's Scherzer (8).

OVERVIEW

STAFF

PLAYERS 1

PLAYERS 2

40-MAN ROSTER

2018 REVIEW

OPPONENTS

CHRONOLOGY

MINOR LEAGUES

CAREER PLAYING RECORD

YEAR	CLUB	W-L	PCT	ERA	G	GS	CG	SHO	SV	IP	H	R	ER	HR	HB	BB-I	SO	WP	BK	AVG
2012	DSL Nationals	1-1	.500	3.38	5	0	0	0	1	10.2	12	5	4	1	1	5-0	9	2	0	.333
2013	Hagerstown	0-0	.000	6.75	1	1	0	0	0	4.0	8	3	3	1	0	1-0	4	0	0	.444
	Auburn	0-1	.000	47.25	1	1	0	0	0	1.1	7	7	7	0	1	0-0	0	0	0	.700
2014	Auburn	3-2	.600	0.75	7	7	0	0	0	36.0	15	5	3	0	2	15-0	31	2	1	.125
	Hagerstown	4-1	.800	1.33	9	9	0	0	0	47.1	27	7	7	1	0	11-0	39	1	0	.167
2015	Potomac	6-7	.462	4.09	19	19	1	0	0	99.0	93	47	45	5	3	28-0	94	9	0	.252
2016	Harrisburg	3-5	.375	3.18	14	14	0	0	0	76.1	69	35	27	7	3	25-0	100	5	1	.235
	Syracuse	2-2	.500	3.27	5	5	1	1	0	33.0	21	12	12	6	1	10-1	26	0	0	.179
	WASHINGTON	5-3	.625	4.91	11	6	0	0	0	44.0	47	27	24	4	0	22-2	42	5	0	.272
2017	Charlotte	6-7	.462	3.79	22	22	0	0	0	121.0	101	56	51	16	3	49-0	131	3	1	.220
	WHITE SOX	3-3	.500	4.72	8	8	0	0	0	47.2	49	29	25	7	1	14-0	30	3	0	.258
2018	WHITE SOX	7-10	.412	3.91	32	19	0	0	0	188.2	165	88	82	25	10	75-1	151	7	3	.234
MINOR TOTALS		25-26	.490	3.34	83	78	2	1	1	428.2	353	177	159	37	14	144-1	434	21	3	.223
SOX TOTALS		10-13	.435	4.07	40	40	0	0	0	236.1	214	117	107	32	11	89-1	181	10	3	.239
MLB TOTALS		15-16	.484	4.21	51	46	0	0	0	280.1	261	144	131	36	11	111-3	223	15	3	.244

CAREER TRANSACTIONS

- Signed by Washington as a non-drafted free agent (6/21/12).
- Traded by Washington with RHP Dane Dunning and RHP Lucas Giolito to the White Sox in exchange for OF Adam Eaton (12/7/16).
- On White Sox disabled list with strained back (8/18-31/17).

CAREER PITCHING BREAKDOWN

Quality Starts — Career: 26; 2018: 19; 2017: 5; 2016: 2.
Club Record As A Starter — Career: 20-26; 2018: 13-19; 2017: 5-3; 2016: 2-4.
Starts Lasting At Least 6.0/7.0/8.0 IP — Career: 31/15/1; 2018: 22/12/1; 2017: 7/1/0; 2016: 2/2/0.

CAREER FIELDING STATISTICS

POSITION	PCT	G	GS	TC	PO	A	E	DP
Pitcher	1.000	51	46	37	12	25	0	1

CAREER GAME BESTS AS STARTER

STRIKEOUTS — 11 (8/18/16 at ATL, 7.0 IP) ... **IP** — 8.0 (5/20/18 vs. TEX)
WINNING STREAK — Three games (3x, last 8/29-9/21/18) ... **CONSECUTIVE SCORELESS IP** — 11.0 (5/20-25/18)

DIVISION SERIES RECORD

YEAR	CLUB	W-L	PCT	ERA	G	GS	CG	SHO	SV	IP	H	R	ER	HR	HB	BB-I	SO	WP	BK	AVG
2016	Was. vs. LAD	0-0	.000	4.50	0	0	0	0	0	2.0	2	1	1	0	0	1-0	3	0	0	.250





JUAN MINAYA

37

RIGHT-HANDED PITCHER

Given Name: Juan Gustavo Minaya
Bats: Right **Throws:** Right
Height: 6-4 **Weight:** 210
2019 Opening Day Age: 28 (September 18, 1990)
Birthplace | Residence: Imbert, Puerto Plata, D.R. | Maimón, D.R.
First Pro Contract: Houston Astros, signed as a non-drafted free agent, September 3, 2008.
Sox Acquisition: Claimed off waivers from Houston Astros, June 22, 2016.
Major League Service: One year, 129 days.
Contract Status: Signed through 2018.

2018 SEASON

- Appeared in his third season with the White Sox while also making appearances with Class AAA Charlotte.
- Recorded career highs in appearances (52), IP (46.2), strikeouts (58), strikeouts per 9.0 IP (11.19) and holds (8) ... posted career bests with a 3.28 ERA and .220 opp. average.
- Held lefties to a .164 (11-67) average (righties batted .255) ... opponents went 12-62 (.194) with RISP, 7-34 (.206) with RISP/ two outs and 2-9 (.222) with the bases loaded.
- Allowed just three home runs (all to lefties) ... has not allowed a homer to a right-hander since 7/26/17 vs. the Cubs (152 AB).
- Went 1-2 with a 2.08 ERA (5 ER/21.2 IP) over 23 games at Guaranteed Rate Field, compared to 1-0 with a 4.32 ERA (12 ER/25.0 IP) in 29 games on the road.
- Made his first career Opening Day roster ... made his season debut on OD (3/29) at Kansas City, allowing two runs on one hit with one walk over 0.2 IP.
- Walked all four batters he faced on 4/7 vs. Detroit and was optioned to Charlotte following the appearance.
- Was added to Chicago's active roster on 4/28 as the 26th man for the doubleheader at Kansas City ... stayed on the 25-man roster following the conclusion of Game 2.
- Was optioned back to the Knights on 5/3.
- Added to the White Sox active roster on 6/5 as the 26th man for the doubleheader at Minnesota ... did not pitch in the DH and was returned to Charlotte following Game 2.
- Was charged with his first loss on 6/15 vs. Detroit after allowing one run on one hit with four strikeouts in 2.0 IP.
- Made nine straight scoreless appearances from 7/2-24, recording three holds and allowing just four hits with three strikeouts over 3.2 IP.
- Did not allow a run in 12 of 13 outings from 7/28-8/27, going 1-0 with a 2.13 ERA (3 ER/12.2 IP), .196 opponents average, 1.03 WHIP, two holds and 15 strikeouts.
- Struck out a career-high five on 8/20 at Minnesota (2.0 IP).
- Collected his seventh hold of the season on 8/31 vs. Boston (1 ER/2.0 IP) ... struck out his 100th career batter (Xander Bogaerts) in the eighth inning.
- Allowed just one run over his last 12 games from 9/2-30 (12.1 IP) ... his 0.73 ERA in September was tied for the fourth-lowest among major-league relievers with at least 12.0 IP in the month.
- Recorded the win on 9/12 at Kansas City (2.0 scoreless IP).
- Earned the save on 9/15 at Baltimore (1.1 scoreless IP), his first of the season.
- Appeared in his 100th major-league game on 9/24 vs. Cleveland (0.1 scoreless IP) ... recorded his 100th career IP on 9/28 at Minnesota (1.0 scoreless IP).
- Made 19 appearances over three stints with Charlotte.
- Opponents batted .217 (18-83) against him in the minors ... lefties went 6-32 (.188) while righties were 12-51 (.235).
- Converted two of his three save chances, tossing 1.0 scoreless IP on 5/18 at Columbus and 5/27 vs. Indianapolis.
- Threw five straight scoreless outings (5.0 IP) over his last five games with the Knights.

CAREER PLAYING RECORD

YEAR	CLUB	W-L	PCT	ERA	G	GS	CG	SHO	SV	IP	H	R	ER	HR	HB	BB-I	SO	WP	BK	AVG
2009	GCL Astros	3-3	.500	4.27	12	12	0	0	0	52.2	45	30	25	1	6	18-0	30	9	0	.231
2010	Lexington	4-12	.250	4.79	26	26	0	0	0	127.2	111	80	68	7	21	73-0	96	22	0	.236
2011	Lexington	1-5	.167	6.90	28	9	0	0	1	77.0	89	66	59	6	5	57-0	76	10	1	.299
2012	Tri-City	2-2	.500	4.66	17	2	0	0	0	36.2	34	21	19	0	4	17-0	31	3	0	.238
2013	Quad Cities	3-6	.333	4.77	24	5	0	0	8	54.2	63	34	29	5	4	23-1	57	3	0	.285
2014	Lancaster	2-3	.400	4.40	29	1	0	0	1	45.0	43	25	22	6	0	22-1	53	5	1	.247
	Corpus Christi	0-0	.000	3.12	6	0	0	0	0	8.2	9	3	3	1	0	4-0	11	1	0	.265
2015	Corpus Christi	1-0	1.000	3.25	29	0	0	0	1	44.1	43	16	16	2	5	16-0	48	9	0	.259
	Fresno	0-0	.000	0.87	6	0	0	0	0	10.1	6	1	1	0	1	5-0	11	1	0	.188
2016	Fresno	1-3	.250	3.91	17	0	0	0	0	25.1	25	15	11	1	1	10-1	19	0	0	.266
	Charlotte	4-3	.571	3.38	17	0	0	0	1	26.2	23	11	10	2	1	10-2	28	0	0	.225
	WHITE SOX	1-0	1.000	4.35	11	0	0	0	0	10.1	10	6	5	0	2	5-0	6	0	0	.250
2017	Charlotte	1-0	1.000	1.42	13	0	0	0	0	19.0	17	3	3	0	1	5-0	15	0	0	.236
	WHITE SOX	3-2	.600	4.53	40	0	0	0	9	43.2	38	22	22	7	4	20-0	51	2	1	.239
2018	WHITE SOX	2-2	.500	3.28	52	0	0	0	1	46.2	39	19	17	3	3	29-3	58	9	0	.220
	Charlotte	1-3	.250	4.24	19	0	0	0	2	23.1	18	12	11	4	2	8-0	27	4	0	.217
MINOR TOTALS		23-40	.365	4.52	243	55	0	0	14	551.1	526	317	277	35	51	268-5	502	67	2	.252
MLB TOTALS		6-4	.600	3.93	103	0	0	0	10	100.2	87	47	44	10	9	54-3	115	11	1	.231

OVERVIEW

STAFF

PLAYERS 1

PLAYERS 2

40-MAN ROSTER

2018 REVIEW

OPPONENTS

CHRONOLOGY

MINOR LEAGUES

CAREER TRANSACTIONS

- Signed by Houston as a non-drafted free agent (9/3/08).
- On Class AA Corpus Christi disabled list with right shoulder tendinitis (4/9-5/6/15).
- On Class AAA Fresno disabled list with a right quad strain (5/24-6/13/16).
- Claimed off waivers by the White Sox from Houston (6/22/16).
- On White Sox disabled list with a right abdomen strain (3/30-4/26/17); included rehabilitation assignment to Class AAA Charlotte (4/25-26/17).

CAREER RELIEF BREAKDOWN


Save Pct. — Career: 10-14 (71.4); **2018:** 1-4 (25.0); **2017:** 9-10 (90.0).
Holds — Career: 10; **2018:** 8; **2017:** 2.
Inherited Runners/Scored — Career: 72/17 (23.6); **2018:** 47/11 (23.4); **2017:** 24/5 (20.8); **2016:** 1/1 (100.0).
First Batter Eff. — Career: .193 (17-88); **2018:** .156 (7-45); **2017:** .212 (7-33); **2016:** .300 (3-10).

CAREER FIELDING STATISTICS

POSITION	PCT	G	GS	TC	PO	A	E	DP
Pitcher	.813	103	0	16	9	4	3	0

CAREER GAME BESTS

STRIKEOUTS — 5 (8/20/18 at MIN; 2.0 IP) ... **INNINGS PITCHED —** 2.1 (6/8/17 at T.B.)
WINNING STREAK — Two games (2x, last 7/28/18-current) ... **CONSECUTIVE SCORELESS IP —** 8.1 (9/2-15/18)



YOÁN MONCADA

10

INFIELDER

Given Name: Yoán Moncada (yoe-AHN mon-KAH-duh)
Bats: Switch **Throws:** Right
Height: 6-2 **Weight:** 220
2019 Opening Day Age: 23 (May 27, 1995)
Birthplace | Residence: Cienfuegos Cuba | Gulfport, Fla.
First Pro Contract: Boston Red Sox, signed as a free agent, March 12, 2015.
Sox Acquisition: Obtained from the Boston Red Sox with OF Luis Alexander Basabe, RHP Víctor Díaz and RHP Michael Kopech in exchange for LHP Chris Sale, December 6, 2016.
Major League Service: One year, 106 days.
Contract Status: Signed through 2017.

2018 SEASON

- Spent his first full season in the majors with the White Sox.
- Became the fifth player in franchise history, age 23 or younger, to record 30-plus doubles, 15-plus home runs and 60-plus RBI in a single season ... joined Chet Lemon (1977), Frank Thomas (1991), Paul Konerko (1999) and Carlos Lee (1999).
- Also became the first Sox, 23 or younger, to add 10-plus stolen bases to the previous numbers.
- Was one of six players in the American League with 30-plus doubles, five-plus triples, 15-plus homers and 60-plus RBI ... Boston's Andrew Benintendi and Mookie Betts, Detroit's Nicholas Castellanos, Oakland's Matt Chapman and Texas' Jurickson Profar also accomplished the feat.
- Hit the first five leadoff home runs of his career, tied for the third-most in the AL and sixth-most in MLB.
- Led MLB with 217 strikeouts, six more than Giancarlo Stanton (211) ... his 217 strikeouts were the second-most in a season in Sox history and the fourth-most in a single season in MLB history behind Arizona's Mark Reynolds (223 in 2009), Chicago's Adam Dunn (222 in 2012) and Baltimore's Chris Davis (219 in 2016).
- Hit 15 of his 17 homers off right-handers, and 10 at Guaranteed Rate Field ... batted .244/.324/.435 vs. RHP, compared to .209/.287/.297 vs. LHP.
- Recorded a monthly-high .301 (28-93) in September ... did not hit above .274 (April) in any other month.
- Was the Sox leadoff hitter in 97 games (.246/.324/.434; 14 HR, 48), hit in the No. 6 spot in 20 games and No. 7 in 14.
- Ranked fourth in MLB with 21 errors, all at second base.
- Made his first career Opening Day roster and was the White Sox OD second baseman on 3/29 at Kansas City.

- Hit his first home run on 3/31 at Kansas City, sparking Chicago's three-run eighth inning rally en route to a 4-3 win.
- Registered his first multihit effort of 2018 on 4/7 vs. Detroit.
- Reached base four times (2-3, 2B, 2 BB, 2 RS) on 4/9 vs. Tampa Bay, the third such game of his career.
- Stole a base in four consecutive games, the longest streak by a Sox since Alejandro De Aza from 5/29-6/2/12 (also four).
- Hit a two-run home run on 4/17 at Oakland, snapping his 11-game homerless and eight-game RBI drought.
- Connected on his first career grand slam on 4/18 at Oakland, becoming the fifth-youngest White Sox to hit a slam.
- Fell a single shy of the cycle on 4/23 vs. Seattle ... tripled in the first inning, doubled in the second and homered in the fourth before striking out in the fifth and flying out in the seventh.
- **Leadoff Lumber:** Connected on his first career leadoff homer on the first pitch on 4/25 vs. Seattle ... hit a leadoff shot on 4/26 at K.C. ... became the fourth Sox to hit a leadoff homer in consecutive team games, joining Adam Eaton (6/25-26/16), Alejandro De Aza (5/8-10/13) and Kenny Lofton (7/18-19/02).
- Left the game on 5/4 vs. Minnesota and was placed on the 10-day disabled list on 5/5 with left hamstring tightness ... was reinstated from the DL on 5/15 and went 1-4 at Pittsburgh.
- Connected on a three-run homer on 5/23 vs. Baltimore, snapping his 15-game homerless stretch.
- Hit his third career leadoff homer in Game 1 of a DH on 6/5 at Minnesota ... marked his first multihit effort since 5/17 vs. Texas.
- Established a career high with six RBI on 6/24 vs. Oakland, recording a bases-clearing double and three-run homer ... his six RBI were the most by a Sox second baseman since Tadahito Iguchi's seven on 6/25/06 vs. Houston.

- Snapped an 8-8 tie with a game-winning, bases-clearing triple in the 12th on 7/3 at Cincinnati ... marked his second career go-ahead hit in the ninth or later (8/10/17 vs. Houston, 11th inning).
- Reached base four times on three hits, including a solo home run, and a walk on 7/15 vs. Kansas City.
- Connected on his fifth leadoff home run on 8/1 vs. Kansas City ... hit a game-winning, RBI double in the 10th on 8/3 at Tampa Bay, marking his third career GW hit in extra innings (also 8/10/17 vs. Houston an 7/3/18 at Cincinnati).

- Homered on 8/21 vs. Minnesota (fourth career as a RHH).
- Went 2-4 with a RBI on 8/25 at Detroit, snapping a streak of 19 consecutive games without a multihit effort.
- Connected on a game-tying, two-run double in the sixth on 8/27 at the Yankees ... hit a two-run home run on 8/31 vs. Boston, his first against his former organization.
- Recorded consecutive three-hit games on 9/20 at Cleveland and 9/21 vs. the Cubs ... reached the 60-RBI mark on 9/20.

CAREER PLAYING RECORD

YEAR	CLUB	AVG	G	AB	R	H	TB	2B	3B	HR	RBI	SH	SF	HB	BB	SO	SB	CS	OBP	SLG	E
2012	<i>Cienfuegos</i>	.283	56	138	26	39	48	4	1	1	15	3	0	11	20	35	13	5	.414	.348	9
2013	<i>Cienfuegos</i>	.273	45	165	32	45	67	7	3	3	13	6	0	4	20	34	8	6	.365	.406	7
2015	Greeneville	.278	81	306	61	85	134	19	3	8	38	2	3	10	42	83	49	3	.380	.438	23
2016	Salem	.307	61	228	57	70	113	25	3	4	34	3	3	5	45	60	36	8	.427	.496	11
	Portland	.277	45	177	37	49	94	6	3	11	28	1	0	2	27	64	9	4	.379	.531	9
	BOSTON	.211	8	19	3	4	5	1	0	0	1	0	0	0	1	12	0	0	.250	.263	1
2017	Charlotte	.282	80	309	57	87	138	9	3	12	36	0	3	0	49	102	17	8	.377	.447	11
	WHITE SOX	.231	54	199	31	46	82	8	2	8	22	0	0	3	29	74	3	2	.338	.412	8
2018	WHITE SOX	.235	149	578	73	136	231	32	6	17	61	2	2	1	67	217	12	6	.315	.400	21
CUBAN LEAGUE TOTALS		.277	101	303	58	84	115	11	4	4	28	9	0	15	40	69	21	11	.388	.380	16
MINOR TOTALS		.285	267	1020	212	291	479	59	12	35	136	6	9	17	163	309	11	23	.390	.470	54
SOX TOTALS		.234	203	777	104	182	313	40	8	25	83	2	2	4	96	291	15	8	.321	.403	29
MLB TOTALS		.234	211	796	107	186	318	41	8	25	84	2	2	4	97	303	15	8	.319	.399	30

**Italics indicates independent or foreign league.*

CAREER TRANSACTIONS

- Signed by Boston as a free agent (3/12/15).
- Traded by Boston with OF Luis Alexander Basabe, RHP Víctor Díaz and RHP Michael Kopech in exchange for LHP Chris Sale (12/6/16).
- On Class AAA Charlotte disabled list with a bruised hand (5/16-26/17).
- On White Sox disabled list with a bone contusion of his right shin (8/25-9/5/17).
- On White Sox disabled list with left hamstring tightness (5/5-15/18).

CAREER FIELDING STATISTICS

POSITION	PCT	G	GS	TC	PO	A	E	DP	POSITION	PCT	G	GS	TC	PO	A	E	DP
Second Base	.964	203	202	807	274	504	29	109	Third Base	.933	5	4	15	2	12	1	0

CAREER GAME BESTS AND HOME RUN INFORMATION

HITS — 4 (9/14/17 at DET) ... **HR** — 1 (25x, last 8/31/18 vs. BOS) ... **RBI** — 6 (6/24/18 vs. OAK)
RUNS — 5 (9/14/17 at DET) ... **SB** — 1 (15x, 9/22/18 vs. CUBS) ... **HITTING STREAK** — Eight games (9/9-16/17)
GAME-ENDING HOME RUNS — NONE ... **GRAND SLAMS** — 1 (4/18/18 at OAK) ... **MULTIHOMER GAMES** — NONE
PINCH-HIT HOMERS — NONE ... **INSIDE-THE-PARK HOMERS** — NONE ... **LEADOFF HOMERS** — 5 (last 8/1/18 vs. K.C.)



OVERVIEW

STAFF

PLAYERS 1

PLAYERS 2

40-MAN ROSTER

2018 REVIEW

OPPONENTS

CHRONOLOGY

MINOR LEAGUES



OMAR NARVÁEZ

38

CATCHER

Given Name: Omar David Narváez Beltrán

Bats: Left **Throws:** Right

Height: 5-11 **Weight:** 220

2019 Opening Day Age: 27 (February 10, 1992)

Birthplace | Residence: Maracay, Venezuela | Doral, Fla.

First Pro Contract: Tampa Bay Rays, signed as a free agent, July 4, 2008.

Sox Acquisition: Selected in the minor-league portion of the Rule 5 draft, December 12, 2013.

Major League Service: Two years, 89 days.

Contract Status: Signed through 2018.

2018 SEASON

- Spent his second consecutive full season with the White Sox.
- Appeared in 85 games (72 starts) at catcher ... Sox pitchers owned a 4.68 ERA (340 ER/653.1 IP) when behind the plate ... threw out 20.4 percent (17-83) of attempted basestealers.
- Batted .323 (62-192) from 6/7 through the end of the season (64 games), the third-best mark in the American League and ninth-best best in MLB (minimum 220 plate appearances) ... Red Sox teammates Mookie Betts (.339) and J.D. Martinez (.339) tied for first during that span.
- Batted .297 (70-236) with all nine home runs vs. right-handers.
- Hit .360-plus in two months: .391 (18-46) over 14 June games and .367 (18-49) in 15 July contests.
- Went 1-8 (.125) as a pinch hitter and 4-27 (.148) as the DH.
- Fifty-three of his 77 hits were singles ... owned a 1.71 strikeout-to-walk ratio (65 SO/38 BB).
- Reached base in each of his first four games of the season from 4/5-11 (.231, 3-13; 3 BB).

- Made his season debut as the starting catcher in the home opener on 4/5 vs. Detroit.

- Registered his first multihit effort of the season 4/28-2 at K.C.

- Went 2-3 with a double on 6/7 at Minnesota, his first multihit effort since 4/28-2 at Kauffman Stadium.

- Recorded four straight multihit efforts from 6/7-15, the longest streak by a Sox C since A.J. Pierzynski from 8/8-11/11 (four).

- Matched his career-high with three hits, including a game-tying, three-run homer in the sixth, and recorded a career-high three RBI on 6/15 vs. Detroit.

- Hit safely in eight straight games from 7/5-24, going 13-27 (.481) with two home runs, seven RBI and five multihit efforts.

- Equaled his career high with three RBI, including a two-run home run in the eighth, on 7/13 vs. Kansas City.

- Connected on a game-tying, solo home run in the fourth and a game-winning, RBI single in the fifth on 8/19 vs. Kansas City.

- Recorded three straight multihit efforts from 8/24-27 ... homered three times in a span of four games from 9/14-20.

CAREER PLAYING RECORD

YEAR	CLUB	AVG	G	AB	R	H	TB	2B	3B	HR	RBI	SH	SF	HB	BB	SO	SB	CS	OBP	SLG	E
2009	VSL Rays	.315	47	165	23	52	65	7	3	0	27	2	1	2	19	13	4	4	.390	.394	6
2010	VSL Rays	.308	46	143	29	44	53	4	1	1	20	1	2	2	27	11	3	0	.420	.371	6
2011	GCL Rays	.221	47	140	11	31	35	4	0	0	15	1	1	1	16	16	1	1	.304	.250	1
2012	Princeton	.305	43	151	24	46	58	7	1	1	16	1	1	2	17	19	4	2	.380	.384	2
2013	Hudson Valley	.267	39	150	13	40	50	6	2	0	13	1	1	2	8	21	0	2	.311	.333	2
2014	Kannapolis	.291	38	127	7	37	40	3	0	0	20	0	5	1	9	11	0	0	.331	.315	6
	Winston-Salem	.279	47	140	18	39	53	8	0	2	16	1	4	2	27	21	3	2	.393	.379	3
2015	Winston-Salem	.274	98	339	38	93	106	10	0	1	27	1	3	2	40	31	1	0	.352	.313	13
2016	Birmingham	.222	13	45	4	10	12	2	0	0	5	0	0	0	4	8	0	0	.286	.267	0
	Charlotte	.245	41	143	14	35	47	6	0	2	11	2	1	1	9	17	0	0	.292	.329	2
	WHITE SOX	.267	34	101	13	27	34	4	0	1	10	0	2	0	14	14	0	0	.350	.337	2
2017	WHITE SOX	.277	90	253	23	70	86	10	0	2	14	3	0	1	38	45	0	0	.373	.340	7
2018	WHITE SOX	.175	97	280	30	77	86	14	1	9	30	2	0	2	38	65	0	2	.366	.429	7
MINOR TOTALS		.277	459	1543	181	427	519	57	7	7	170	11	19	15	176	168	16	11	.353	.336	41
MLB TOTALS		.274	221	734	66	174	240	28	1	12	54	5	2	3	90	124	0	2	.366	.379	16

CAREER TRANSACTIONS

— Signed by Tampa Bay as a free agent (7/4/08).

— Selected by the White Sox in the minor-league portion of the Rule 5 draft (12/12/13).

CAREER CATCHING BREAKDOWN

Caught Stealing Percentage — Career: 18.0 (31-172); **2018:** 20.4 (17-83); **2017:** 20.0 (13-65); **2016:** 4.2 (1-24).

Catcher's ERA — Career: 4.64 (809 ER/1570.2 IC); **2018:** 4.68 (340 ER/653.1 IC); **2017:** 4.97 (358 ER/648.1 IC); **2016:** 3.71 ERA (111 ER/269.0 IC).

CAREER FIELDING STATISTICS

POSITION	PCT	G	GS	TC	PO	A	E	DP	POSITION	PCT	G	GS	TC	PO	A	E	DP
Catcher	.990	202	177	1446	1344	87	15	5	First Base	.833	1	0	6	5	0	1	0

CAREER GAME BESTS AND HOME RUN INFORMATION

HITS — 3 (4x, last 7/29/18 vs. TOR) ... **HR** — 1 (12x, 9/20/18 at CLE) ... **RBI** — 2 (3x, 7/13/18 vs. K.C.)

RUNS — 2 (7x, last 8/7/18 vs. NYY) ... **SB** — NONE ... **HITTING STREAK** — Eight games (3x, last 7/5-24/18)

GAME-ENDING HOME RUNS — NONE ... **GRAND SLAMS** — NONE ... **MULTIHOMER GAMES** — NONE

PINCH HOME RUNS — NONE ... **INSIDE-THE-PARK HOMERS** — NONE ... **LEADOFF HOME RUNS** — NONE



DANIEL PALKA

18

OUTFIELDER

Given Name: Daniel Bennett Palka
Bats: Left **Throws:** Left
Height: 6-2 **Weight:** 220
2019 Opening Day Age: 27 (October 28, 1991)
Birthplace | Residence: Greenville, S.C. | Lyman, S.C.
First Pro Contract: Arizona Diamondbacks, selected in the third round, June 2013 First-Year Player Draft.
Sox Acquisition: Claimed off waivers from Minnesota, November 4, 2017.
Major League Service: 160 days.
Contract Status: Signed through 2018.

2018 SEASON

- **American League Rookie Leaders:** *T1st-HR (27); 3rd-RBI (67); 3rd-SLG (.484); 4th-TB (202); T4th-XBH (45).*
- **Palka Power:** His 27 home runs led the White Sox, tied for the major-league lead among rookies and tied Zeke Bonura (1934) for the third-highest total by a rookie in franchise history (most by left-hander).
- **Statcast Leaders:** Ranked among the MLB statcast leaders in maximum EV (4th, 118.4), hard hit percentage (15th, 49.2), fly ball/line drive EV (12th, 97.4) and average EV (16th, 92.3) ... ranked second in the majors behind Aaron Judge with 12 balls hit with an exit velocity of 115-plus mph ... his 11 homers with an exit velocity of 111.0-plus mph tied Nelson Cruz for third-most in the majors behind Joey Gallo and Giancarlo Stanton (17 each).
- **Coming Through in a Pinch:** Led the major leagues with four pinch-hit home runs and tied for the lead with 11 RBI as a pinch-hitter ... his four pinch homers set a franchise record, while his 11 RBI tied Lamar Johnson (1977) for the second-highest total by a Sox pinch-hitter since 1974.
- **Saving Best for Last:** Tied for the major-league lead with six home runs in the ninth inning ... the six homers tied Paul Konerko (2005) and Harold Baines (1986) for the most by a Sox player since at least 1974 (STATS LLC).
- **Royal Pain:** Batted .405/.457/.810 (17-42) with four home runs and 14 RBI in 14 games vs. Kansas City ... collected a career-high four hits on 4/28-1 at Kauffman Stadium ... matched his career high with three RBI on 4/28-1 and 8/2 in Chicago.
- Was recalled by the Sox on 4/24 ... made his major-league debut as the designated hitter on 4/25 vs. Seattle, recording his first career RBI on a groundout in the third off Félix Hernández.
- Recorded his first major-league hit and home run as part of a four-hit effort on 4/28-1 at Kansas City ... singled off Trevor Oaks in the second inning and homered off Burch Smith in the eighth ... became just the fifth Sox player to record a four-hit game within his first three career games (last Jim Busby in 1950).
- Went 3-3 with a home run and two RBI on 5/9 vs. Pittsburgh ... gave the Sox a 4-3 lead with a two-run triple in the third on 5/19 vs. Texas.
- Connected on a game-winning, two-run home run in the sixth as a pinch hitter on 6/3 vs. Milwaukee ... it marked the White Sox first pinch homer of the season ... extended the White Sox lead with a two-run double in the ninth on 6/10 at Boston.
- Recorded his first career multihomer game on 7/3 at Cincinnati ... the home runs traveled an estimated 428 and 448 feet per MLB Statcast ... his three RBI matched a career high.
- Homered in his second straight game on 7/4 at the Reds ... collected three hits on 7/13 and 7/15 vs. Kansas City ... posted his second multihomer game on 7/26 at the Angels.
- Hit a game-winning, pinch-hit, three-run home run in the eighth on 8/3 vs. Toronto ... marked his third pinch homer of the season, tying Oscar Gamble (1977), John Romano (1959) and Ron Northey (1956) for the most in a season in club history.

2018 MLB ROOKIE HR LEADERS

Player, Club	HR
Daniel Palka, SOX	27
Miguel Andújar, NYY	27
Ronald Acuña, Jr., ATL	26
Gleyber Torres, NYY	24
Shohei Ohtani, LAA	22
Juan Soto, WAS	22

2018 MLB PINCH HIT HOMER LEADERS

Player, Club	HR
Daniel Palka, SOX	4
Justin Bour, MIA/PHI	3
Dilson Herrera, CIN	3
Max Muncy, LAD	3
Hunter Renfroe, SD	3
Nick Williams, PHI	3

WHITE SOX ROOKIE HR LEADERS

Player, Year	HR
Jose Abreu, 2014	36
Ron Kittle, 1983	35
Daniel Palka, 2018	27
Zeke Bonura, 1934	27
Matt Davidson, 2017	26

MOST PINCH HIT HR IN SOX HISTORY

Player, Year	HR
Daniel Palka, 2018	4
Oscar Gamble, 1977	3
John Romano, 1959	3
Ron Northey, 1956	3
20 players tied	2

- Snapped a 6-6 tie with a game-winning, two-run home run in the top of the ninth on 8/5 at Tampa Bay ... marked his first career game-winning homer in the ninth or later ... the home run had a 112.4 mph exit velocity and traveled an estimated 439 ft.
- **Walkoff Wonder:** Led off the ninth with a game-ending home run off Neil Ramírez in a 1-0 victory on 8/10 vs. Cleveland ... it marked the White Sox first ever walkoff homer in a 1-0 victory, and the second in franchise history in a scoreless game ... Don Buford was the first to accomplish the feat when he hit a grand slam off Cleveland's Orlando Peña on 9/14/67.
- Capped the White Sox comeback effort with a game-winning, RBI single in the eighth on 8/24 at Detroit ... the Sox trailed 3-0 entering the frame before scoring six times.
- Hit his 20th home run on 9/2 vs. Boston ... recorded his third multihomer game on 9/16 at Baltimore, including his 23rd of the season to break Pete Ward's franchise rookie record by a left-hander.
- Homered in consecutive games on 9/18-19 at Cleveland ... connected on his fourth pinch-hit homer on 9/21, setting the franchise single-season record ... hit a game-ending, two-run single off Carlos Carrasco on 9/25 vs. Cleveland.



OVERVIEW

STAFF

PLAYERS 1

PLAYERS 2

40-MAN ROSTER

2018 REVIEW

OPPONENTS

CHRONOLOGY

MINOR LEAGUES

CAREER PLAYING RECORD

YEAR	CLUB	AVG	G	AB	R	H	TB	2B	3B	HR	RBI	SH	SF	HB	BB	SO	SB	CS	OBP	SLG	E
2013	Missoula	.302	56	205	36	62	130	20	0	7	38	0	5	2	29	45	2	2	.386	.502	6
	Hillsboro	.340	12	47	10	16	27	1	2	2	10	0	1	0	7	16	1	0	.418	.574	2
2014	South Bend	.248	118	455	63	113	212	23	5	22	82	0	6	4	56	129	9	3	.332	.466	12
2015	Visalia	.280	129	511	95	143	272	36	3	29	90	0	5	4	56	164	24	7	.352	.532	10
2016	Chattanooga	.270	79	300	42	81	164	12	4	21	65	0	6	1	38	100	7	4	.348	.547	4
	Rochester	.232	54	203	31	47	98	12	0	13	25	0	1	1	18	86	2	1	.296	.483	2
2017	GCL Twins	.278	6	18	4	5	8	0	0	1	2	0	0	0	2	1	1	1	.350	.444	0
	Rochester	.274	84	332	47	91	143	13	3	11	42	0	2	1	27	80	1	2	.329	.431	6
2018	Charlotte	.286	17	63	11	18	30	3	0	3	7	0	0	0	10	21	1	2	.384	.476	0
	WHITE SOX	.240	124	417	56	100	202	15	3	27	67	0	0	2	30	153	2	1	.294	.484	0
MINOR TOTALS		.270	555	2134	339	576	1057	120	17	109	361	0	26	13	243	642	48	21	.344	.495	42
MLB TOTALS		.240	124	417	56	100	202	15	3	27	67	0	0	2	30	153	2	1	.294	.484	0

CAREER TRANSACTIONS

- Selected by Arizona in the third round of the First-Year Player Draft (6/13).
- On Class A South Bend disabled list with a left hamate fracture (8/27-9/20/14).
- Traded by Arizona to Minnesota in exchange for C Chris Herrmann (11/10/15).
- On Class AAA Rochester disabled list with a fractured finger on his left hand (5/29-7/23/17).
- Claimed off waivers by the White Sox from Minnesota (11/4/17).

CAREER FIELDING STATISTICS

POSITION	PCT	G	GS	TC	PO	A	E	DP	POSITION	PCT	G	GS	TC	PO	A	E	DP
Right Field	1.000	43	40	60	58	2	0	1	Left Field	1.000	26	22	35	34	1	0	0

CAREER GAME BESTS AND HOME RUN INFORMATION


HITS — 4 (4/28-1/18 at K.C.) ... **HR** — 2 (3x, last 9/16/18 at BAL) ... **RBI** — 3 (3x, last 8/2/18 vs. K.C.)
RUNS — 3 (2x, last 7/15/18 vs. K.C.) ... **SB** — 1 (2x, last 5/27/18 at DET) ... **HITTING STREAK** — 6 games (8/13-20/18)

GAME-ENDING HOME RUNS — 1 (8/10/18 vs. CLE) ... **GRAND SLAMS** — NONE

MULTIHOME GAMES — 3 (last 9/16/18 at BAL) ... **PINCH HOME RUNS** — 4 (last 9/21/18 vs. CUBS)

INSIDE-THE-PARK HOME RUNS — NONE ... **LEADOFF HR** — NONE





CARLOS RODÓN

55

LEFT-HANDED PITCHER

Given Name: Carlos Antonio Rodón
Bats: Left **Throws:** Left
Height: 6-3 **Weight:** 235
2019 Opening Day Age: 26 (December 10, 1992)
Birthplace | Residence: Miami, Fla. | Covington, Ind.
First Pro Contract: White Sox.
Sox Acquisition: Selected in first round (third overall), June 2014 First-Year Player Draft.
Major League Service: Three years, 168 days.
Contract Status: Signed through 2018.

2018 SEASON

- Began his fourth major-league season on the disabled list to continue his recovery from off-season left shoulder surgery.
- Held opponents to a .220 (97-441) average ... righties batted .213 (74-347) while left-handers hit .245 (23-94).
- Allowed six home runs to left-handed hitters this season ... lefties hit just four homers from 2015-17.
- Posted a sub-2.00 ERA in July (1.88) and August (1.80).
- Made 11 quality starts, and worked at least 7.0 IP in eight of his outings ... the Sox went 9-11 when he started.
- Didn't record 10-plus SO in a start (seven from 2015-17).
- Was placed on the 10-day disabled list on 3/28 (retroactive to 3/26) to continue his left shoulder rehabilitation ... was transferred to the 60-day disabled list on 4/12.
- Made four injury rehab starts between Class AAA Charlotte and Class A Kannapolis.
- Began a rehab assignment with Kannapolis on 5/19 vs. Hickory ... allowed one run on three hits with zero walks and three strikeouts in 5.0 IP (65 pitches/42 strikes).
- Left his rehab start on 5/24 vs. Norfolk in the third inning after taking a line drive to the head ... after being examined by doctors, he showed no signs or symptoms of a concussion but was treated for a head laceration.
- Was returned from his rehab assignment with the Knights and reinstated from the 60-day disabled list on 6/9 ... made his season debut that night in a start at Boston ... suffered the loss after allowing four runs (two earned) on six hits with two walks and seven strikeouts ... surrendered home runs to Jackie Bradley Jr. (solo) and J.D. Martinez (two-run).
- Matched his career high with 8.0 IP three times: 6/24 vs. Oakland (W; 2 ER), 8/10 vs. Cleveland (ND; 0 ER) and 8/15 at Detroit (W; 3 ER).
- **Quality and Quantity:** Made nine consecutive quality starts allowing five hits or less from 7/5-8/27, marking the longest such streak by a White Sox pitcher since at least 1908 ... went 5-0 with a 1.84 ERA (13 ER/63.2 IP), .151 opponents average, 0.93 WHIP and 49 strikeouts during the nine-start streak.
- Also was the first Sox pitcher since at least 1908 to allow five hits or less in 6.0-plus IP in nine straight outings.
- Went 5-0 with a 1.72 ERA (11 ER/57.2 IP) over eight starts from 7/11-8/27 ... the five-game winning streak tied a career-high (also from 8/12-9/9/16).
- Worked 7.1 scoreless IP and allowed just three hits in a win on 7/11 vs. St. Louis ... did not surrender a hit from the second through the fifth ... earned the win on 7/24 at the Angels (2 ER/7.2 IP) ... received back-to-back no decisions on 7/29 vs. Toronto (2 ER/7.2 IP) and 8/4 at Tampa Bay (0 ER/6.0 IP).
- Tossed a career-high 14.0 consecutive scoreless IP from 8/4-15.
- Received a ND on 8/10 vs. Cleveland despite allowing just four hits over a career-high tying 8.0 IP ... matched the longest scoreless outing of his career (also 9/25/16 at the Indians).

MOST SO BY A SOX PITCHER THROUGH FIRST 86 GAMES

Pitcher	SO
Carlos Rodón	473
Jason Bere	406
John Danks	399
Ken Kravec	396
José Quintana	390
Jack McDowell	389

SO/9.0 IP LEADERS AMONG AL LHP SINCE 2015

Category	No.
Chris Sale	11.72
James Paxton	9.98
David Price	9.06
Eduardo Rodriguez	8.97
Drew Pomeranz	8.79
Carlos Rodón	8.61

- Matched his career high with 8.0 IP in a win on 8/15 at Detroit ... allowed three runs on five hits with six strikeouts.
- Earned his fifth straight win on 8/27 at New York-AL (2 ER/7.0 IP) ... the victory was his first against the Yankees.
- Went 0-5 with a 9.22 ERA (28 ER/27.1 IP) over his final six outings of the season from 9/1-29 ... his streak of quality starts was snapped on 9/1 vs. Boston (4 ER/6.1 IP).
- The five-game losing streak is the longest in his career.
- Allowed at least six runs and tossed less than 3.0 IP in back-to-back starts from 9/23-29 ... surrendered six runs over 2.1 IP on 9/23 vs. the Cubs and allowed a career-high tying eight runs over 1.0 IP on 9/29 at Minnesota.

CAREER HIGHLIGHTS

- His 473 strikeouts and seven 10-plus strikeout efforts are the most by a White Sox pitcher through his first 86 career games.
- Ranks fifth among American League left-handers since 2015 with an 8.61 strikeouts-per-9.0 IP mark.



OVERVIEW

STAFF

PLAYERS 1

PLAYERS 2

40-MAN ROSTER

2018 REVIEW

OPPONENTS

CHRONOLOGY

MINOR LEAGUES

CAREER PLAYING RECORD

YEAR	CLUB	W-L	PCT	ERA	G	GS	CG	SHO	SV	IP	H	R	ER	HR	HB	BB-I	SO	WP	BK	AVG
2014	AZL White Sox	0-0	.000	6.00	2	1	0	0	0	3.0	4	2	2	0	0	0-0	5	0	0	.308
	Winston-Salem	0-0	.000	1.86	4	2	0	0	0	9.2	7	3	2	0	0	5-0	15	1	0	.189
	Charlotte	0-0	.000	3.00	3	3	0	0	0	12.0	9	4	4	0	1	8-0	18	0	0	.209
2015	Charlotte	1-0	1.000	3.60	2	2	0	0	0	10.0	8	5	4	0	2	4-0	13	1	0	.216
	WHITE SOX	9-6	.600	3.75	26	23	1	0	0	139.1	130	63	58	11	8	71-0	139	7	0	.251
2016	WHITE SOX	9-10	.474	4.04	28	28	0	0	0	165.0	176	82	74	23	6	54-3	168	11	1	.273
	Charlotte	0-1	.000	4.91	1	1	0	0	0	3.2	5	3	2	1	0	2-0	3	0	0	.313
2017	WHITE SOX	2-5	.286	4.15	12	12	0	0	0	69.1	64	35	32	12	3	31-0	76	4	0	.246
	Winston-Salem	0-1	.000	13.50	1	1	0	0	0	3.1	4	5	5	1	0	2-0	6	0	0	.286
	Charlotte	0-3	.000	9.22	3	3	0	0	0	13.2	17	15	14	0	0	7-0	11	1	0	.288
2018	Kannapolis	0-0	—	1.80	1	1	0	0	0	5.0	3	1	1	0	0	0-0	6	0	0	.176
	Charlotte	1-0	1.000	1.42	3	3	0	0	0	12.2	10	2	2	0	0	5-0	22	2	0	.222
	WHITE SOX	6-8	.429	4.18	20	20	0	0	0	120.2	97	61	56	15	12	55-1	90	4	0	.220
MINOR TOTALS		2-5	.286	4.44	20	17	0	0	0	73.0	67	40	36	2	3	33-0	99	5	0	.258
MLB TOTALS		26-29	.473	4.01	86	83	1	0	0	494.1	467	241	220	61	29	211-4	473	26	1	.251

CAREER TRANSACTIONS

- Selected by the White Sox in the first round (third overall) of the First-Year Player Draft (6/14).
- On White Sox disabled list with a sprained left wrist (7/6-31/16); included rehab assignment to Class AAA Charlotte (7/25-31/16).
- On White Sox disabled list with bursitis in his left biceps (4/2-6/29/17; retroactive to 4/2/17); included injury rehab assignment to Class A Winston-Salem and Class AAA Charlotte (6/6-29/17).
- On White Sox disabled list with left shoulder inflammation (9/8/17-remainder of season; retroactive to 9/5/17).
- On White Sox disabled list to continue his left shoulder rehabilitation (3/26-6/9/18); included rehab assignment to Class A Kannapolis (5/19-24/18) and Class AAA Charlotte (5/24-6/9/18).

CAREER PITCHING BREAKDOWN

Quality Starts — Career: 50; 2018: 11; 2017: 6; 2016: 17; 2015: 16.
Club Record As Starter — Career: 42-40; 2018: 9-11; 2017: 5-7; 2016: 13-15; 2015: 15-8.
Starts Lasting 6.0/7.0/8.0 IP — Career: 56/20/6; 2018: 14/8/3; 2017: 6/3/1; 2016: 21/4/1; 2015: 15/5/1.

CAREER FIELDING STATISTICS

POSITION	PCT	G	GS	TC	PO	A	E	DP
Pitcher	.969	86	83	64	13	49	2	2

CAREER GAME BESTS AS STARTER

STRIKEOUTS — 11 (4x, last 8/4/17 at BOS., 7.2 IP) ... **IP** — 8.0 (6x, last 8/15/18 at DET) ... **CG** — 1 (8/17/15 at LAA; 8.0 IP)
SHO — NONE ... **WINNING STREAK** — 5 games (2x, last 7/11-8/27/18) ... **CONSEC. SCORELESS IP** — 14.0 (8/4-15/18)





JOSÉ RONDÓN

20

INFIELDER

Given Name: José Gregorio Rondón
Bats: Right **Throws:** Right
Height: 6-1 **Weight:** 195
2019 Opening Day Age: 25 (March 3, 1994)
Birthplace and Residence: Villa de Cura, Venezuela
First Pro Contract: Los Angeles Angels, signed as a free agent, January 13, 2011.
Sox Acquisition: Obtained from San Diego in exchange for cash considerations, January 10, 2018.
Major League Service: 96 days.
Contract Status: Signed through 2018.

2018 SEASON

- Split the season between Chicago and Class AAA Charlotte.
- Appeared in 42 games with the Sox, including 10 (six starts) at shortstop, eight (eight) at third base, four (two) at second base and one (zero) at shortstop ... also appeared in 10 games as the designated hitter (four home runs).
- His six home runs tied for 10th on the team.
- Was recalled from Charlotte on 5/5 ... made his White Sox debut as a pinch hitter that night vs. Minnesota, going 0-1.
- Made his first start as the second baseman on 5/6 vs. the Twins, going 2-4 with a run scored.
- Was optioned to Charlotte following the game on 5/13 at Cubs.
- Was recalled by the White Sox for a second time on 5/19.
- Homered three times in a span of four games from 5/23-27 (four home runs total).

- Hit his first career major-league home run on 5/23 vs. Baltimore, a two-run shot off Tanner Scott in the seventh ... hit a three-run homer in his next game on 5/26 at Detroit.
- Was optioned to Charlotte on 6/22 and recalled for a third time on 8/22, taking the roster spot of 1B José Abreu ... remained with Chicago for the remainder of the season.
- Hit his fourth homer of 2018 on 8/23 at the Tigers ... reached base three times on 8/25 at Detroit for the first time in his career.
- Led Charlotte in triples (four) and home runs (18) and ranked third in RBI (50) ... 15 of his 18 home runs came off right-handers, 10 were at home and 13 were solo shots.
- Recorded a nine-game hitting streak from 4/25-5/4, going 13-38 (.342) with one homer and three RBI.
- Hit a pair of home runs with three RBI on 7/21 vs. Indianapolis.
- Registered a pair of three-hits games over his final eight contests on 8/11 at Rochester and 8/16 vs. Louisville.

CAREER PLAYING RECORD

YEAR	CLUB	AVG	G	AB	R	H	TB	2B	3B	HR	RBI	SH	SF	HB	BB	SO	SB	CS	OBP	SLG	E
2011	DSL Angels	.315	49	165	28	52	67	11	2	0	21	4	2	1	17	16	9	4	.378	.406	16
2012	AZL Angels	.260	48	192	26	50	70	13	2	1	20	3	2	2	14	24	5	5	.314	.365	17
	Orem	.300	6	20	4	6	9	1	1	0	1	1	1	0	2	3	1	0	.348	.450	1
2013	Orem	.293	68	276	45	81	110	22	2	1	50	1	7	2	30	31	13	8	.359	.399	15
2014	Inland Empire	.327	72	297	40	97	124	17	5	0	24	9	1	0	17	50	8	6	.362	.418	12
	AZL Angels	.125	2	8	3	1	1	0	0	0	0	0	0	1	1	0	2	1	.300	.125	0
	Lake Elsinore	.301	37	136	18	41	53	9	0	1	12	3	0	2	13	23	3	1	.371	.390	5
2015	Lake Elsinore	.300	57	237	50	71	98	12	3	3	22	3	1	2	21	38	17	6	.360	.414	9
	San Antonio	.190	28	100	6	19	23	2	1	0	9	2	1	0	4	15	1	3	.219	.230	3
2016	San Antonio	.279	96	376	45	105	145	21	2	5	44	12	3	3	15	66	13	4	.310	.386	10
	El Paso	.300	24	80	8	24	31	4	0	1	9	0	1	0	1	12	0	1	.305	.388	6
	SAN DIEGO	.120	8	25	1	3	3	0	0	0	1	0	0	0	1	4	0	0	.154	.120	2
2017	San Antonio	.293	51	215	30	63	93	12	3	4	28	1	1	1	16	43	2	1	.343	.433	6
	AZL Padres 2	.600	2	5	4	3	6	0	0	1	3	0	0	0	3	1	1	0	.750	1.200	0
	AZL Padres 1	.250	3	12	1	3	6	0	0	1	4	0	1	0	1	2	0	0	.286	.500	1
	El Paso	.282	22	85	9	24	35	8	0	1	14	0	0	0	6	16	1	0	.330	.412	2
2018	Charlotte	.249	80	313	41	78	155	15	4	18	38	1	3	3	16	82	5	6	.290	.495	9
	WHITE SOX	.230	42	100	15	23	47	6	0	6	14	0	0	0	7	30	2	1	.280	.470	2
MINOR TOTALS		.285	645	2775	358	718	1026	147	25	37	299	40	24	17	177	422	81	46	.333	.408	112
MLB TOTALS		.208	500	125	16	26	50	6	0	6	15	0	0	0	8	44	2	1	.256	.400	4

CAREER TRANSACTIONS

- Signed by Los Angeles-AL as a free agent (1/13/11).
- On Class A Inland Empire disabled list with a left hamstring contusion (6/1-24/14); included rehab assignment to AZL Angels (6/21-24/14).
- Traded by Los Angeles-AL with RHP R.J. Álvarez, INF Taylor Lindsey and RHP Elliot Morris to San Diego in exchange for RHP Trevor Gott and RHP Huston Street (7/18/14).
- On Class AA San Antonio disabled list with a fractured right elbow (7/21/15-remainder of season).
- On Class AA San Antonio disabled list with a strained left hamstring (4/9-28/17).
- On Class AAA El Paso disabled list with left thumb inflammation (7/17-8/18/17); included rehab assignment with the AZL Padres (8/12-18/17).
- On Class AAA El Paso disabled list with a sprained right ankle (8/25-9/3/17).
- Traded by San Diego to the White Sox in exchange for cash considerations (1/13/18).

CAREER FIELDING STATISTICS

POSITION	PCT	G	GS	TC	PO	A	E	DP	POSITION	PCT	G	GS	TC	PO	A	E	DP
Shortstop	.966	17	13	58	15	41	2	11	Third Base	.958	8	8	24	8	15	1	5
Second Base	.900	4	2	10	0	9	1	0	First Base	1.000	1	0	2	2	0	0	0

OVERVIEW

STAFF

PLAYERS 1

PLAYERS 2

40-MAN ROSTER

2018 REVIEW

OPPONENTS

CHRONOLOGY

MINOR LEAGUES



JOSÉ RUIZ

66

RIGHT-HANDED PITCHER

Given Name: José Rafael Ruiz

Bats: Right

Throws: Right

Height: 6-1

Weight: 190

2019 Opening Day Age: 24 (October 21, 1994)

Birthplace and Residence: Guacara, Venezuela

First Pro Contract: San Diego Padres, signed as a free agent, July 2, 2011.

Sox Acquisition: Claimed off waivers from San Diego, December 22, 2017.

Major League Service: 29 days.

Contract Status: Signed through 2018.

2018 SEASON

- Spent most of the season with Class A Winston-Salem and Class AA Birmingham but made his major-league debut with Chicago in September.
- Had his contract purchased from Birmingham on 9/4.
- Made his White Sox debut on 9/5 vs. Detroit, allowing two hits with two strikeouts over 1.1 scoreless IP.
- Struck out two in 1.0 IP on 9/16 at Baltimore.
- Combined to go 3-1 with a 3.07 ERA (20 ER/58.2 IP), 77 strikeouts (11.8 per 9.0 IP) and 16 saves over 43 relief appearances between Winston-Salem and Birmingham.
- Ranked second among White Sox farmhands in saves.
- Opened the season with the Dash and allowed just four runs with 22 strikeouts over 13.1 IP.

- Limited right-handers to a .100 average (2-20) and lefties to a .154 mark (4-26).
- Did not allow a run over his final seven appearances from 4/17-5/8 (9.1 IP; 15 strikeouts).
- Was promoted to Birmingham on 5/10.
- Made 33 relief appearances with the Barons and converted 14 of his 16 save chances (87.5 percent).
- Left-handers went just 10-54 (.185) with 19 strikeouts.
- Fourteen of his appearances were more than 1.0 IP.
- Struck out multiple batters in each of his first five outings, six of seven and eight of 10, including five on 5/21 vs. Montgomery.
- Recorded a win or save in five straight appearances from 6/9-23 (four saves, one win) ... converted each of his first eight save chances, and his final six of the season.
- Eight of his final nine games from 8/4-9/1 were scoreless.

CAREER PITCHING RECORD

YEAR	CLUB	W-L	PCT	ERA	G	GS	CG	SHO	SV	IP	H	R	ER	HR	HB	BB-I	SO	WP	BK	AVG
2016	Lake Elsinore	0-0	.000	0.00	1	0	0	0	0	1.0	0	0	0	0	0	1-0	1	0	0	.000
	AZL Padres	0-0	.000	0.00	1	0	0	0	0	0.2	0	0	0	0	0	2-0	1	1	0	.000
	Tri-City	2-0	1.000	0.00	9	0	0	0	2	10.2	3	0	0	0	0	2-0	12	0	0	.094
2017	SAN DIEGO	0-0	.000	0.00	1	0	0	0	0	1.0	0	0	0	0	0	1-0	1	0	0	.000
	Lake Elsinore	1-2	.333	5.98	44	0	0	0	2	49.2	57	34	33	7	2	25-0	45	6	0	.291
2018	Winston-Salem	0-0	.000	2.70	10	0	0	0	2	13.1	6	4	4	2	2	5-0	22	1	1	.130
	Birmingham	3-1	.750	3.18	33	0	0	0	14	45.1	33	18	16	2	1	19-1	55	6	0	.204
	WHITE SOX	0-0	.000	4.15	6	0	0	0	0	4.1	5	2	2	1	0	3-0	6	2	0	.278
MINOR TOTALS		6-3	.667	3.95	98	0	0	0	20	120.2	99	56	53	11	5	54-1	136	14	1	.224
MLB TOTALS		0-0	.000	3.38	7	0	0	0	0	5.1	5	2	2	1	0	4-0	7	2	0	.238

CAREER BATTING RECORD

YEAR	CLUB	AVG	G	AB	R	H	TB	2B	3B	HR	RBI	SH	SF	HB	BB	SO	SB	CS	OBP	SLG	E
2012	DSL Padres	.176	55	204	13	36	44	5	0	1	11	0	0	2	6	41	1	1	.208	.216	16
2013	Lake Elsinore	.200	1	5	1	1	1	0	0	0	1	0	0	0	3	0	0	.200	.200	0	
	AZL Padres	.224	33	107	10	24	34	6	2	0	16	0	1	3	2	25	0	0	.257	.318	11
2014	Eugene	.187	43	155	12	29	36	7	0	0	7	1	1	2	1	36	0	0	.201	.232	8
2015	Fort Wayne	.214	90	299	32	64	74	8	1	0	24	3	4	4	20	61	2	3	.269	.247	16
2016	Lake Elsinore	.215	49	177	14	38	47	9	0	0	9	1	0	2	5	41	1	1	.245	.266	5
MINOR TOTALS		.203	271	947	82	192	236	35	3	1	68	5	6	13	34	207	4	5	.239	.249	56

CAREER TRANSACTIONS

- Signed by San Diego as a free agent (7/2/11).
- On Class A Lake Elsinore with right triceps inflammation (4/23-5/6/17).
- Claimed by the White Sox off waivers from San Diego (12/22/17).

CAREER FIELDING STATISTICS

POSITION	PCT	G	GS	TC	PO	A	E	DP
Pitcher	1.000	7	0	1	0	1	0	0



YOLMER SÁNCHEZ

5

INFIELDER

Given Name: Yolmer Carlos Sánchez
Bats: Switch **Throws:** Right
Height: 5-11 **Weight:** 185
2019 Opening Day Age: 26 (June 29, 1992)
Birthplace | Residence: Maracay, Venezuela | Litchfield Park, Ariz.
First Pro Contract: White Sox.
Sox Acquisition: Signed as a free agent, May 6, 2009.
Major League Service: Three years, 134 days.
Contract Status: Signed through 2018.

2018 SEASON

- **American League Leaders:** *T1st-3B (10)*.
- Appeared in a team and career-high 155 games in 2018.
- Led the White Sox in at-bats (600), hits (145) and triples (10), ranked second in doubles (34), third in extra-base hits (52) and walks (49) and fourth in runs scored (62).
- Became the third Sox to lead the American League in triples since 2014 (Adam Eaton in 2014 and 2016) ... leads the AL and ranks third in MLB with 18 triples since 2017.
- Ranked third on the club in multihit efforts behind José Abreu (38) and Tim Anderson (36).
- Appeared in 141 games (139 starts) at third base, nine (eight) at second and four (two) at shortstop ... committed 14 errors in 440 total chances.
- Was Chicago's leadoff hitter in 15 games (.226/.324/.290) and hit in the No. 2 spot in 98 contests (.236/.292/.383).
- His average fell from .256 (90-352) in the first half to .222 (55-248) in the second half.
- Was named the White Sox Heart and Hustle Award winner ... the award, presented by the Major League Baseball Players Alumni Association, honors active MLB players who demonstrate a passion for the game of baseball and best exemplify the values, spirit and traditions of the game, and is the only award voted on by former MLB players.

- Was the White Sox Opening Day third baseman on 3/29 at Kansas City ... drove in three runs.
- Connected on his first home run of the season on 4/3 at Toronto, a solo shot in the eighth.
- Recorded his first career game with two triples on 4/5 vs. Detroit ... the last Sox with two triples and three-plus RBI was Lance Johnson on 9/23/95 at Minnesota (three triples; four RBI).
- Owned an 11-game hitting streak at Guaranteed Rate Field from 4/21-5/9, batting .422 (19-45) with five doubles, two triples, five RBI, six multihit efforts and a 1.069 OPS
- Made his first start as the designated hitter on 4/23 vs. Seattle, going 2-4 with a RBI and two runs scored.
- Hit his second home run on 5/16 at Pittsburgh.
- Capped an eighth-inning rally with a game-winning, RBI single on 5/22 vs. Baltimore.
- Recorded a game-winning, two-run single in the sixth on 6/26 vs. Minnesota ... also matched his career high with four RBI.
- Drove in a run in five consecutive games from 7/2-6.
- Reached base safely in a career-high 22 consecutive games from 8/11-9/3, hitting .301 (25-83) with five doubles, one home run, four RBI, 13 walks, a .414 on-base percentage and an .812 OPS ... walked a career-high three times on 8/22 vs. Minnesota.
- Matched his career high with three hits on 8/30 vs. Boston ... recorded two doubles on 9/8 vs. the Angels.
- Connected on his eighth and final homer on 9/16 at Baltimore.

CAREER PLAYING RECORD

YEAR	CLUB	AVG	G	AB	R	H	TB	2B	3B	HR	RBI	SH	SF	HB	BB	SO	SB	CS	OBP	SLG	E
2009	DSL White Sox	.156	22	32	7	5	5	0	0	0	3	1	0	1	8	10	1	0	.341	.156	0
2010	DSL White Sox	.269	52	156	26	42	54	5	2	1	18	1	1	4	41	26	7	3	.431	.346	8
2011	Bristol	.250	5	16	4	4	5	1	0	0	3	0	0	3	5	2	1	2	.500	.313	0
	Kannapolis	.288	63	264	44	76	91	10	1	1	27	7	1	7	15	49	7	8	.341	.345	7
2012	Winston-Salem	#.315	92	365	58	115	144	14	6	1	42	7	6	7	31	64	19	10	.374	.395	14
	Birmingham	.370	30	119	17	44	55	9	1	0	13	1	1	2	10	22	7	5	.424	.462	2
	Charlotte	.256	11	39	4	10	12	2	0	0	1	0	0	0	6	0	0	.256	.308	0	
2013	Charlotte	.241	112	432	50	104	128	20	2	0	28	11	3	4	29	76	16	7	.293	.296	17
2014	Charlotte	.293	110	437	60	128	180	19	6	7	57	10	6	5	36	84	16	4	.349	.412	10
	WHITE SOX	.250	28	100	6	25	30	5	0	0	5	0	1	0	3	25	1	1	.269	.300	1
2015	WHITE SOX	.224	120	389	40	87	127	23	1	5	31	6	1	5	19	81	2	2	.268	.326	5
	Charlotte	.344	29	131	17	45	61	10	0	2	17	1	0	1	4	28	5	2	.368	.466	3
2016	Charlotte	.255	61	235	31	60	99	11	2	3	29	4	2	2	17	55	10	4	.309	.421	4
	WHITE SOX	.208	53	154	15	32	55	9	1	4	21	2	1	1	5	42	0	1	.236	.357	3
2017	WHITE SOX	.267	141	484	63	129	200	19	8	12	59	7	4	4	35	111	8	9	.319	.413	9
2019	WHITE SOX																				
MINOR TOTALS		.284	587	2226	318	633	834	101	20	15	238	43	20	36	196	422	89	45	.349	.375	65
MLB TOTALS		.242	342	1127	124	273	412	56	10	21	116	15	7	10	116	259	11	13	.286	.366	18

#Tied For League Lead

CAREER TRANSACTIONS

- Signed by the White Sox as a free agent (5/6/09).
- On Class AAA Charlotte disabled list with a sprained right ankle (8/8-26/13).

OVERVIEW

STAFF

PLAYERS 1

PLAYERS 2

40-MAN ROSTER

2018 REVIEW

OPPONENTS

CHRONOLOGY

MINOR LEAGUES


CAREER FIELDING STATISTICS

POSITION	PCT	G	GS	TC	PO	A	E	DP	POSITION	PCT	G	GS	TC	PO	A	E	DP
Second Base	.986	264	246	1103	472	616	15	174	Third Base	.971	199	187	545	182	347	16	40
Shortstop	.976	13	9	42	13	28	1	8	Right Field	1.000	1	0	1	1	0	0	0

CAREER GAME BESTS AND HOME RUN INFORMATION

HITS — 3 (21x, last 8/30/18 vs. BOS) ... **HR** — 1 (29x, last 9/16/18 at BAL) ... **RBI** — 4 (3x, last 6/26/18 vs. MIN)
RUNS — 3 (2x, last 9/11/17 at K.C.) ... **SB** — 2 (9/2/17 vs. T.B.) ... **HITTING STREAK** — 12 games (2x, last 5/6-21/17)

GAME-ENDING HOME RUNS — NONE ... **GRAND SLAMS** — NONE ... **MULTIHOMER GAMES** — NONE
PINCH HOMERS — NONE ... **INSIDE-THE-PARK HOMERS** — NONE ... **LEADOFF HOME RUNS** — 2 (last 9/7/17 vs. CLE)



HÉCTOR SANTIAGO

53

LEFT-HANDED PITCHER

Given Name: Héctor Felipe Santiago

Bats: Right **Throws:** Left

Height: 6-0 **Weight:** 215

2019 Opening Day Age: 31 (December 16 1987)

Birthplace | Residence: Newark, N.J. | Guaynabo, Puerto Rico

First Pro Contract: White Sox, selected in the 30th round, June 2006
 First-Year Player Draft.

Sox Acquisition: Signed as a free agent, February 15, 2018.

Major League Service: Seven years, 16 days.

Contract Status: Signed through 2018.

2018 SEASON

- Spent the entire season with Chicago, his first with the club since 2013.
- Went 2-2 with a 6.12 ERA (22 ER/32.1 IP) and 24 strikeouts in seven starts (one QS) and 4-1 with a 3.62 mark (28 ER/69.2 IP), two saves and 79 strikeouts over 42 relief appearances.
- Lowered his ERA from 5.61 (43 ER/69.0 IP) in the first half (30 games) to 1.91 (7 ER/33.0 IP) in the second half (19).
- Limited opponents to a .222 average with RISP (22-99), .173 (9-52) with RISP/two outs and .182 (2-11) with the bases loaded.
- First batters faced went 9-35 (.257) and 33.3 percent (9-27) of inherited runners scored as a reliever.
- Seventeen of his 42 relief appearances were at least 2.0 IP, tied for the sixth-most among American League relievers.
- Made the White Sox Opening Day roster as a non-roster invitee to spring training.
- Made his season debut on 4/3 at Toronto, allowing three runs on three hits with one walk over 2.1 IP.
- Worked 2.1 scoreless IP in relief on 4/7 vs. Detroit ... surrendered just two hits in 3.1 scoreless IP on 4/24 vs. Seattle.
- Made his first start on 4/29 at Kansas City ... received a ND after allowing two runs on five hits over 4.2 IP.

- Earned his first win of the season in a start on 5/26 at Detroit (2 ER/5.0 IP) ... the victory snapped an 11-start winless stretch dating back to 5/9/17.
- Earned his third win of 2018 on 7/3 at Cincinnati after working a scoreless 11th and 12th ... struck out six and walked one.
- Went 3-0 with a 1.39 ERA (5 ER/32.1 IP), two saves, 43 strikeouts and a .203 opponents average over his final 18 appearances, all in relief, from 7/25-9/2/18 ... allowed one run or less 17 times, and held the opposition scoreless in 13 games ... worked 2.0-plus IP seven times during the span.
- Worked a scoreless 10th for his first save of the season on 8/3 at Tampa Bay, and earned the win on 8/5 at the Rays.
- Allowed an unearned run in 3.2 IP on 8/12 vs. Cleveland, and earned the win on 8/19 vs. Kansas City after throwing a season-high 4.0 scoreless IP in relief.
- Recorded his second save on 9/12 at Kansas City, working a scoreless 12th inning.
- Surrendered just two hits in 3.0 scoreless IP in relief and earned the victory on 9/20 at Cleveland.
- Worked 4.2 IP and allowed four runs (three earned) on six hits with seven strikeouts over 4.2 IP On 9/28-2 at Minnesota.



CAREER PLAYING RECORD																				
YEAR	CLUB	W-L	PCT	ERA	G	GS	CG	SHO	SV	IP	H	R	ER	HR	HB	BB-I	SO	WP	BK	AVG
2007	Bristol	1-1	.500	1.65	17	0	0	0	0	32.2	19	7	6	1	1	16-0	38	1	0	.176
2008	Kannapolis	5-1	.833	4.06	38	0	0	0	1	64.1	57	37	29	1	3	44-0	83	8	2	.241
2009	Winston-Salem	4-4	.500	3.88	38	0	0	0	1	58.0	54	34	25	5	3	25-3	66	3	1	.252
2010	Winston-Salem	4-5	.444	4.15	37	1	0	0	2	60.2	63	29	28	4	3	19-1	61	1	1	.267
2011	Winston-Salem	2-3	.400	3.68	8	8	0	0	0	44.0	38	18	18	7	3	14-0	43	3	0	.236
	Birmingham	7-5	.583	3.56	15	15	0	0	0	83.1	71	34	33	4	4	39-1	74	6	3	.235
	WHITE SOX	0-0	.000	0.00	2	0	0	0	0	5.1	1	0	0	0	0	1-1	2	1	0	.059
2012	WHITE SOX	4-1	.800	3.33	42	4	0	0	4	70.1	54	26	26	10	7	40-1	79	5	2	.211
	Charlotte	1-0	1.000	0.00	3	3	0	0	0	14.2	9	0	0	0	0	6-0	13	0	0	.188
2013	WHITE SOX	4-9	.444	3.56	34	23	0	0	0	149.0	137	69	59	17	15	72-2	137	2	0	.243
2014	Salt Lake	1-1	.500	6.43	3	3	0	0	0	14.0	23	12	10	0	1	7-0	9	0	0	.371
	LOS ANGELES-AL	6-9	.400	3.75	30	24	0	0	0	127.1	120	63	53	15	3	53-3	108	5	1	.248
2015	LOS ANGELES-AL	9-9	.500	3.59	33	32	0	0	0	180.2	156	80	72	29	10	71-5	162	1	3	.227
2016	LOS ANGELES-AL	10-4	.714	4.25	22	22	0	0	0	120.2	104	61	57	20	4	57-0	107	2	1	.233
	MINNESOTA	3-6	.333	5.58	11	11	0	0	0	61.1	65	39	38	13	1	22-0	37	1	0	.267
2017	MINNESOTA	4-8	.333	5.63	15	14	0	0	0	70.1	70	44	44	15	5	31-0	51	0	1	.255
	Rochester	1-2	.333	5.32	7	7	0	0	0	23.2	21	16	14	4	1	17-0	25	1	0	.233
2018	WHITE SOX	6-3	.667	4.41	49	7	0	0	2	102.0	101	54	50	16	5	60-3	103	1	2	.258
MINOR TOTALS		26-22	.542	3.71	166	37	0	0	4	395.1	355	187	163	26	19	187-5	412	23	7	.243
SOX TOTALS		14-13	.519	3.75	127	34	0	0	6	326.2	294	149	136	43	27	173-7	321	9	4	.239
MLB TOTALS		46-49	.484	4.05	238	137	0	0	6	887.0	808	436	399	135	50	407-15	786	18	10	.240

CAREER TRANSACTIONS

- Selected by the White Sox in the 30th round of the First-Year Player Draft (6/06).
- Traded by the White Sox with OF Brandon Jacobs to Arizona in exchange for OF Adam Eaton (12/10/13).
- Traded by Arizona with LHP Tyler Skaggs to Los Angeles-AL in exchange for INF/OF Mark Trumbo (12/10/13).
- Traded by Los Angeles-NL with RHP Alan Busenitz to Minnesota in exchange for RHPs Ricky Nolasco and Alex Meyer and cash (8/1/16).
- On MLB Bereavement List (4/28-5/2/17).
- On Minnesota disabled list with a strained left shoulder (6/7-27/17); included a rehab assignment to Class AAA Rochester (6/21-27/17).
- On Minnesota disabled list with a strained back (7/3/17-remainder of the season); included two rehab assignment to Class AAA Rochester (7/24-8/14/17 and 8/29-9/1/17).
- Signed by the White Sox as a free agent (2/15/18).

CAREER PITCHING BREAKDOWN

Quality Starts — Career: 52; **2018**: 1; **2017**: 5; **2016**: 13; **2015**: 15; **2014**: 5; **2013**: 12; **2012**: 1.
Club Record As A Starter — Career: 64-73; **2018**: 3-4; **2017**: 5-9; **2016**: 20-13; **2015**: 18-14; **2014**: 9-15; **2013**: 7-16; **2012**: 2-2.
Starts Lasting At Least 6.0/7.0/8.0 IP — Career: 57/22/2; **2018**: 1/0/0; **2017**: 6/1/0; **2016**: 16/6/1; **2015**: 15/8/0; **2014**: 6/1/0; **2013**: 12/5/1; **2012**: 1/1/0.

CAREER RELIEF BREAKDOWN

Save Pct. — Career: 75.0 (6-8); **2018**: 1.000 (2-2); **2012**: .667 (4-6).
Holds — Career: 5; **2014**: 1; **2012**: 4.
Inherited Runners/Scored — Career: 60/12 (20.0); **2018**: 27/9 (33.3); **2015**: 2/1 (50.0); **2014**: 3/0 (0.0); **2013**: 7/0 (0.0); **2012**: 19/2 (10.5); **2011**: 2/0 (0.0).
First Batter Efficiency — Career: .253 (22-87); **2018**: .257 (9-35); **2017**: 1.000 (1-1); **2014**: .167 (1-6); **2013**: .333 (3-9); **2012**: .212 (7-33); **2011**: .000 (0-2).

CAREER FIELDING STATISTICS

POSITION	PCT	G	GS	TC	PO	A	E	DP
Pitcher	.969	238	137	131	36	91	4	7

CAREER GAME BESTS AS STARTER

STRIKEOUTS — 10 (3x; last 4/18/16 at CWS, 7.0 IP) ... **IP** — 8.0 (2x, last 5/15/16 at SEA) ... **CG** — NONE
SHO — NONE ... **WINNING STREAK** — 7 games (6/15-7/30/16) ... **CONSECUTIVE SCORELESS IP** — 17.0 (7/2-20/16)

CAREER GAME BESTS AS RELIEVER

STRIKEOUTS — 7 (9/28/18 at MIN) ... **INNINGS PITCHED** — 4.2 (9/28/18 at MIN)
WINNING STREAK — 4 games (7/3/18-current) ... **CONSECUTIVE SCORELESS IP** — 14.0 (6/5/13-6/6/15)

WORLD BASEBALL CLASSIC RECORD

YEAR	CLUB	W-L	PCT	ERA	G	GS	CG	SHO	SV	IP	H	R	ER	HR	HB	BB-I	SO	WP	BK	AVG
2017	Puerto Rico	1-0	1.000	2.08	3	0	0	0	0	8.2	9	4	2	0	0	5-1	9	1	0	.257

OVERVIEW
STAFF
PLAYERS 1
PLAYERS 2
40-MAN ROSTER
2018 REVIEW
OPPONENTS
CHRONOLOGY
MINOR LEAGUES



JAMES SHIELDS

33

RIGHT-HANDED PITCHER

Given Name: James Anthony Shields

Bats: Right

Throws: Right

Height: 6-3

Weight: 210

2019 Opening Day Age: 37 (December 20, 1981)

Birthplace | Residence: Newhall, Calif. | San Diego, Calif.

First Pro Contract: Tampa Bay Rays, selected in the 16th round, June 2000 First-Year Player Draft.

Sox Acquisition: Obtained from San Diego with cash considerations in exchange for RHP Erik Johnson and INF Fernando Tatis Jr.

Major League Service: 12 years, 125 days.

Contract Status: Signed through 2018.

2018 SEASON

● **American League Leaders:** T1st-L (16); T3rd-GS (33); T3rd-IP (204.2); T7th-QS (19).

● Made 30-plus starts for the 11th time in his career, and worked 200.0-plus IP for 10th time.

● **200.0 Club:** Reached 200.0 IP for the first time since 2015 with San Diego ... his 10 seasons of 200.0-plus IP since 2007 are the second-most in MLB behind Houston's Justin Verlander (11) ... since 2000, only former White Sox Mark Buehrle (14) and Verlander have more seasons of 200.0-plus IP.

● His 10 seasons of 30-plus starts and 200.0-plus IP since 2007 are the second-most in MLB behind Verlander (11).

● **Guaranteed Half Dozen:** Worked at least 6.0 IP in 26 outings, tied with Philadelphia's Aaron Nola and Arizona's Zack Greinke for the fifth-most in baseball behind Washington's Max Scherzer (30), the Mets' Jacob deGrom (29), Verlander (28) and Cleveland's Corey Kluber (27) ... went 7-10 with a 3.61 ERA (68 ER/169.1 IP), 125 strikeouts and a 1.16 WHIP on the 26 starts.

● Opened the season tied for 74th place on the all-time strikeout list and finished in 61st with 2,234 (struck out 154 in 2018) ... passed 13 pitchers during the season, including Tim Hudson, Roy Halladay, Dennis Martinez, Jake Peavy and Jim Palmer.

● Opponents hit .239 (157-657) from 5/1 through the end of the season, the 10th-lowest mark in the AL.

● Limited left-handers to a .214 (84-393) average, and opponents overall to a .234 (105-448) mark in Chicago.

● Recorded a sub-4.00 ERA in two months: 3.38 (15 ER/40.0 IP) in May and 3.82 (16 ER/37.2 IP) in June.

● His 19 home starts were tied for the most in the majors, and 119.1 IP ranked second ... allowed three earned runs or less in 12 of his last 15 starts at Guaranteed Rate Field.

● Allowed 33 of his 103 earned runs (32.0 percent) over the span of nine individual innings (8.0 IP) in nine starts.

● His 16 losses were tied for the most in MLB (Baltimore's Dylan Bundy also lost 16) ... his 34 home runs allowed were the second-most in baseball behind Bundy (41).

● **Opening Day Honors:** Made his eighth career Opening Day start, and first with the White Sox, on 3/29 at Kansas City ... earned the win after allowing four runs on five hits with zero strikeouts over 6.0 IP ... gave up all four runs and five hits in the first before retiring 18 of the last 21 batters faced as he earned his first career victory in which he did not record a strikeout ... tied the Dodgers' Clayton Kershaw for the fourth-most Opening Day starts among active pitchers ... joined Edinson Vólquez as the only active pitchers to start season openers for four different teams (STATS LLC) ... also started season openers for Tampa Bay (2008-10, '12), Kansas City (2013-14) and San Diego (2015).

● Went 12 consecutive starts without recording a win from 4/5-6/7 (career-long) ... was 0-6 with a 4.76 ERA (40 ER/75.2 IP), .233 opponents average and 1.27 WHIP in the 12 starts ...

SHIELDS AMONG MLB LEADERS SINCE 2006

Category	Rank	No.
Starts	2nd	405
IP	2nd	2,616.0
QS	T3rd	246
Strikeouts	6th	2,234
CG	7th	23

MOST NO DECISIONS IN MLB SINCE 2012

Pitcher	ND
José Quintana	77
James Shields	73
Cole Hamels	72
Mike Leake	69
Marco Estrada	66
Ian Kennedy	66

MLB ALL-TIME STRIKEOUT LIST

Rank, Pitcher	SO
57. Clayton Kershaw	2,275
58. Lefty Grove	2,266
59. Eddie Plank	2,246
60. Tommy John	2,245
61. James Shields	2,234

MOST QS BY RHP SINCE 2007

Pitcher	QS
Justin Verlander	261
Zach Greinke	238
James Shields	235
Félix Hernández	233
Max Scherzer	217
Jered Weaver	194

received a 2.02 run support average (17 RS) during the stretch.

● Received a no decision in the home opener on 4/5 vs. Detroit (3 ER/5.0 IP) ... became the first White Sox to start the season and home opener (on different days) since Mark Buehrle in 2002, who earned wins on 4/1 at Seattle (1 ER/6.0 IP) and 4/12 vs. Baltimore (1 ER/7.0 IP).

● Suffered the loss on 4/18 at Oakland after entering the game in the 14th inning and surrendered a game-ending, RBI single to Matt Olson with two outs ... marked his second career relief appearance (6/19/10 vs. Florida) ... started Chicago's next game on 4/20 vs. Houston, becoming the first Sox pitcher to finish a game and start the following contest since Gene Nelson in 1986 (4/27 at Detroit and 4/29 vs. Baltimore) ... source: STATS.

● His winless streak was extended to six on 5/1 at St. Louis despite allowing just one run on two hits with zero walks and four strikeouts over 6.0 IP ... surrendered a leadoff homer to Tommy Pham in the first before retiring the next 15 Cardinals.

● Allowed three earned runs or less in nine consecutive starts at Guaranteed Rate Field from 5/6-7/13, going 3-3 with a 2.58 ERA (17 ER/59.1 IP), .195 opponents average, 1.01 WHIP, 47 strikeouts and eight quality starts.

● **Big-Game Tease:** Received a no decision on 5/6 vs. Minnesota despite allowing three runs on just two hits over 6.2 IP ... retired the first 16 batters of the game and took a no hitter into the seventh before allowing a one-out single to Eduardo Escobar ... marked the second-longest no-hit bid of his career (7.0 IP on 8/2/09 vs. Kansas City), and the longest by a Sox since José Quintana on 5/21/13 vs. Boston (6.1 IP) ... source: STATS LLC.

● Received a ND despite allowing one run on three hits with three walks and eight strikeouts over 7.1 IP on 5/17 vs. Texas ... the strikeouts and IP marked a season high.

- Did not factor in the decision on 5/22 vs. Baltimore despite allowing two runs on five hits with two walks and five strikeouts over 7.0 IP ... passed Roy Halladay for sole possession of 69th place on the all-time list with 2,121 strikeouts.
- Suffered the loss on 6/2 vs. Milwaukee after allowing three runs on six hits, including three home runs, with one walk and six strikeouts over 7.0 IP ... marked his first start of the season surrendering multiple homers ... marked his 11th consecutive winless start, matching the longest stretch of his career.
- Earned the win on 6/27 vs. Minnesota, allowing just four hits with two walks and five strikeouts over 7.0 scoreless IP ... marked his first scoreless outing of 7.0-plus IP since 7/26/16 vs. the Cubs (7.2 IP).
- Received a no decision on 7/2 at Cincinnati (1 ER/6.2 IP) ... singled in the third for his first hit since 9/20/16 at Philadelphia.
- Made his 400th career start on 8/28 at the Yankees ... received a ND after allowing two runs on four hits, including one home run, with four walks and three strikeouts over 5.2 IP.
- Worked 6.0 scoreless IP in a win 9/2 vs. Boston.
- Reached the 200.0 IP mark with a strikeout of Melky Cabrera on 9/25 vs. Cleveland, his final start of the season.

CAREER HIGHLIGHTS

- Ranks among the major-league leaders since 2006 in games started (2nd, 405), IP (2nd, 2,616.0), pitches thrown (2nd, 41,254), opponents GIDP (5th, 211), quality starts (T5th, 216), strikeouts (6th, 2,234), complete games (7th, 23), shutouts (8th, 9) and wins (11th, 145).
- Has made 20-plus starts in every major-league season, joining Cole Hamels and Justin Verlander as the only pitchers since 2006 to accomplish that feat.
- Recorded at least 10 victories, 200.0 IP and 160 strikeouts each season from 2007-15.
- Is 3-6 with a 5.46 ERA (36 ER/59.1 IP) and 45 strikeouts over 11 career postseason starts (four quality starts) ... played in the postseason with Tampa Bay (2008, 2010-11) and Kansas City (2014), and pitched in the World Series (2008, 2014).
- Has made three starts in the World Series (1-2, 4.30 ERA).
- Was an American League All-Star with the Rays in 2011.

CAREER PLAYING RECORD

YEAR	CLUB	W-L	PCT	ERA	G	GS	CG	SHO	SV	IP	H	R	ER	HR	HB	BB-I	SO	WP	BK	AVG	
2001	Hudson Valley	2-1	.667	2.30	5	5	0	0	0	27.1	27	8	7	1	1	5-0	25	1	1	.236	
	Charleston	4-5	.444	2.65	10	10	2	1	0	71.1	63	24	21	7	2	10-0	60	2	1	.255	
2002		DID NOT PITCH DUE TO INJURY																			
2003	Bakersfield	10-10	.500	4.45	26	24	0	0	1	143.2	161	85	71	19	12	38-0	119	6	4	.279	
2004	Bakersfield	8-5	.615	4.23	20	20	1	1	0	117.0	119	61	55	13	9	33-0	92	6	0	.273	
	Montgomery	0-3	.000	7.85	4	4	0	0	0	18.1	24	16	16	4	0	8-0	14	0	0	.329	
2005	Montgomery	7-5	.583	2.80	17	16	0	0	0	109.1	95	36	34	6	6	31-0	104	7	0	.244	
	Durham	1-0	1.000	6.00	1	1	0	0	0	6.0	9	4	4	0	0	3-0	6	1	0	.346	
2006	Durham	3-2	.600	2.64	10	10	0	0	0	61.1	60	24	18	3	2	6-0	64	4	1	.262	
	TAMPA BAY	6-8	.429	4.84	21	21	1	0	0	124.2	141	69	67	18	5	38-5	104	9	0	.288	
2007	TAMPA BAY	12-8	.600	3.85	31	31	1	0	0	215.0	202	98	92	28	10	36-0	184	9	0	.247	
2008	TAMPA BAY	14-8	.636	3.56	33	33	3	2	0	215.0	208	94	85	24	12	40-0	160	6	0	.254	
2009	TAMPA BAY	11-12	.478	4.14	33	33	0	0	0	219.2	239	113	101	29	1	52-1	167	3	1	.275	
2010	TAMPA BAY	13-15	.464	5.18	34	33	0	0	0	203.1	*246	128	*117	*34	5	51-2	187	13	2	.294	
2011	TAMPA BAY	16-12	.571	2.82	33	33	*11	#4	0	249.1	195	83	78	26	5	65-1	225	4	0	.217	
2012	TAMPA BAY	15-10	.600	3.52	33	33	3	2	0	227.2	208	103	89	25	11	58-2	223	7	1	.239	
2013	KANSAS CITY	13-9	.591	3.15	34	#34	2	0	0	*228.2	215	82	80	20	8	68-0	196	11	2	.251	
2014	KANSAS CITY	14-8	.636	3.21	34	#34	1	1	0	227.0	224	95	81	23	11	44-0	180	12	2	.256	
2015	SAN DIEGO	13-7	.650	3.91	33	33	0	0	0	202.1	189	93	88	33	9	81-5	216	7	1	.248	
2016	SAN DIEGO	2-7	.222	4.28	11	11	0	0	0	67.1	69	33	32	9	1	27-2	57	3	0	.272	
	WHITE SOX	4-12	.250	6.77	22	22	1	0	0	114.1	139	89	86	31	7	55-1	78	7	0	.296	
2017	WHITE SOX	5-7	.417	5.23	21	21	0	0	0	117.0	116	72	68	27	3	53-3	103	5	0	.253	
	Charlotte	0-3	.000	3.21	3	3	0	0	0	14.0	13	7	5	0	0	3-0	14	0	0	.250	
2018	WHITE SOX	7-16	.212	4.53	34	33	0	0	0	204.2	190	115	103	34	9	78-0	154	11	1	.245	
MINOR TOTALS		35-34	.522	3.66	96	93	3	2	1	568.1	571	265	231	53	32	137-0	498	27	7	.265	
A.L. TOTALS		130-125	.510	4.02	363	361	23	9	0	2346.1	2323	1141	1047	319	87	638-15	1961	97	9	.257	
N.L. TOTALS		15-14	.517	4.00	44	44	0	0	0	269.2	258	126	120	42	10	108-7	273	10	1	.254	
SOX TOTALS		16-35	.314	5.31	77	76	1	0	0	436.0	445	276	257	92	19	186-4	335	23	1	.261	
MLB TOTALS		145-139	.511	4.01	407	405	23	9	0	2616.0	2581	1267	1167	361	97	746-22	2234	107	10	.257	

*Led League

#Tied for League Lead

CAREER TRANSACTIONS

- Selected by Tampa Bay in the 16th round of the First-Year Player Draft (6/00).
- On Class A Charleston disabled list with right shoulder tendinitis (4/4-9/10/02).
- On Class AA Montgomery disabled list with right shoulder tendinitis (4/28-5/23/04).
- On Class A Visalia disabled list with right shoulder tendonitis (4/7-5/27/05).
- On Major League Baseball Suspended List (6/11-19/08).
- Traded by Tampa Bay with RHP Wade Davis to Kansas City in exchange for INF Patrick Leonard, LHP Mike Montgomery, OF Wil Myers, LHP Jake Odorizzi and INF Elliot Johnson (12/9/12).
- Signed with San Diego as a free agent (2/10/15).
- Traded by San Diego with cash considerations to the White Sox in exchange for RHP Erik Johnson and INF Fernando Tatís Jr. (6/4/16).
- On White Sox disabled list with a strained right lat (4/18-6/18/17); included injury rehab assignment to Class AAA Charlotte (6/3-18/17).

OVERVIEW

STAFF

PLAYERS 1

PLAYERS 2

40-MAN ROSTER

2018 REVIEW

OPPONENTS

CHRONOLOGY

MINOR LEAGUES

CAREER PITCHING BREAKDOWN

Quality Starts — Career: 246; **2018:** 19; **2017:** 7; **2016:** 18; **2015:** 19; **2014:** 24; **2013:** 27; **2012:** 20; **2011:** 25; **2010:** 17; **2009:** 17; **2008:** 22; **2007:** 20; **2006:** 11

Club Record As A Starter — Career: 209-197; **2018:** 13-20; **2017:** 9-12; **2016:** 9-24; **2015:** 16-17; **2014:** 21-13; **2013:** 21-13; **2012:** 15-10; **2011:** 21-12; **2010:** 16-17; **2009:** 15-18; **2008:** 22-11; **2007:** 16-15; **2006:** 18-13

Starts Lasting At Least 6.0/7.0/8.0 IP — Career: 331/187/59; **2018:** 26/10/0; **2017:** 9/2/0; **2016:** 22/8/1; **2015:** 25/9/0; **2014:** 30/18/4; **2013:** 30/21/7; **2012:** 29/18/8; **2011:** 31/28/15; **2010:** 23/10/3; **2009:** 27/15/4; **2008:** 27/18/8; **2007:** 28/20/8; **2006:** 14/6/1.

CAREER FIELDING STATISTICS

POSITION	PCT	G	GS	TC	PO	A	E	DP
Pitcher	.940	407	405	500	187	283	30	22

CAREER GAME BESTS

STRIKEOUTS — 15 (10/2/12 vs. BAL; 9.0 IP) ... **IP** — 9.0 (18x, last 8/9/14 vs. S.F.) ... **CG** — 23 (7/16/16 at LAA)

SHUTOUTS — 9 (last 8/9/14 v.s. S.F.) ... **WINNING STREAK** — Seven games (4/11-6/3/15)

CONSECUTIVE SCORELESS IP — 23.0 (8/26-9/5/11)

WILD CARD GAME RECORD

YEAR	CLUB	W-L	PCT	ERA	G	GS	CG	SHO	SV	IP	H	R	ER	HR	HB	BB-I	SO	WP	BK	AVG
2014	K.C. vs. Oak.	0-0	.000	7.20	1	1	0	0	0	5.0	5	4	4	1	0	2-0	6	0	0	.263

DIVISION SERIES RECORD

YEAR	CLUB	W-L	PCT	ERA	G	GS	CG	SHO	SV	IP	H	R	ER	HR	HB	BB-I	SO	WP	BK	AVG
2008	T.B. vs. Sox	1-0	1.000	4.26	1	1	0	0	0	6.1	6	3	3	1	1	1-0	4	0	0	.261
2010	T.B. vs. Tex.	0-1	.000	8.31	1	1	0	0	0	4.1	4	4	4	1	2	0-0	2	0	0	.235
2011	T.B. vs. Tex.	0-1	.000	12.60	1	1	0	0	0	5.0	8	7	7	0	2	0-0	6	2	0	.348
2014	K.C. vs. LAA	1-0	1.000	3.00	1	1	0	0	0	6.0	6	2	2	2	1	2-0	6	1	0	.250
TOTALS		2-2	.500	6.65	4	4	0	0	0	21.2	24	16	16	4	6	3-0	18	3	0	.276

LEAGUE CHAMPIONSHIP SERIES RECORD

YEAR	CLUB	W-L	PCT	ERA	G	GS	CG	SHO	SV	IP	H	R	ER	HR	HB	BB-I	SO	WP	BK	AVG
2008	T.B. vs. Bos.	0-2	.000	3.46	2	2	0	0	0	13.0	15	6	5	2	0	5-0	9	0	0	.294
2014	K.C. vs. Bal.	0-0	.000	7.20	1	1	0	0	0	5.0	10	4	4	0	0	1-0	3	0	0	.400
TOTALS		0-2	.000	4.50	3	3	0	0	0	18.0	25	10	9	2	0	6-0	12	0	0	.329

WORLD SERIES RECORD

YEAR	CLUB	W-L	PCT	ERA	G	GS	CG	SHO	SV	IP	H	R	ER	HR	HB	BB-I	SO	WP	BK	AVG
2008	T.B. vs. Phi.	1-0	1.000	0.00	1	1	0	0	0	5.2	7	0	0	0	0	2	4	1	0	.304
2014	K.C. vs. S.F.	0-2	.000	7.00	2	2	0	0	0	9.0	15	7	7	1	0	2	5	2	0	.366
TOTALS		1-2	.333	4.30	3	3	0	0	0	14.2	22	7	7	1	0	4	9	3	0	.344

ALL-STAR GAME RECORD

YEAR	CLUB	W-L	PCT	ERA	G	GS	CG	SHO	SV	IP	H	R	ER	HR	HB	BB-I	SO	WP	BK	AVG
2011	A.L., Arizona																			

DID NOT PITCH





MATT SKOLE

41

INFIELDER

Given Name: Matthew Thomas Skole ("skoal")

Bats: Left **Throws:** Right

Height: 6-4 **Weight:** 220

2019 Opening Day Age: 29 (July 30, 1989)

Birthplace | Residence: Woodstock, Ga. | Roswell, Ga.

First Pro Contract: Washington Nationals, selected in the fifth round, June 2011 First-Year Player Draft.

Sox Acquisition: Signed as a free agent, January 22, 2018.

Major League Service: Seven days.

Contract Status: Signed through 2018.

2018 SEASON

- Spent all but seven days of the season with Class AAA Charlotte ... made his major-league debut with the Sox in May.
- Made four starts with the White Sox, including three as the designated hitter and one at first base.
- **Welcome to the Show:** Had his contract purchased from Charlotte on 5/28 ... made his major-league debut that afternoon at Cleveland as the starting first baseman ... went 2-3 with a home run, RBI and two runs scored ... singled off Adam Putko in the second for his first career hit and homered off Putko in the fourth for his first MLB homer ... became the sixth White Sox to homer in his MLB debut, joining Miguel Olivo (9/15/2002 at Yankees), Joe Borchard (9/2/2002 at Toronto), Carlos Lee (5/7/1999 vs. Oakland), Craig Wilson (9/5/1998 vs. Yankees) and Russ Morman (8/31/1986 vs. Detroit).

- Was optioned back to the Knights on 6/4 for the remainder of the season ... was outrighted on 9/4.
- Ranked among the Charlotte leaders in numerous categories, including total bases (1st, 174), walks (1st, 61), games (2nd, 121), doubles (2nd, 28), home runs (2nd, 14) and RBI (2nd, 44).
- Hit 10 of his home runs off right-handers and 11 at home.
- Appeared in 63 games (61 starts) at first base, 41 as the designated hitter and 18 (17) at third base.
- Recorded a pair of multihomer games: 5/22 vs. Norfolk and 6/28 vs. Gwinnett.
- Hit safely in 10 consecutive games from 6/14-24, going 14-37 (.378) with one home run and six RBI.

CAREER PLAYING RECORD

YEAR	CLUB	AVG	G	AB	R	H	TB	2B	3B	HR	RBI	SH	SF	HB	BB	SO	SB	CS	OBP	SLG	E
2011	Auburn	.290	72	272	43	79	119	23	1	5	48	0	4	1	42	52	2	1	.438	.382	14
2012	Hagerstown	.286	101	343	73	98	197	18	0	27	92	1	6	4	94	116	10	0	.574	.438	19
	Potomac	.314	18	70	11	22	34	10	1	0	12	0	1	0	5	17	1	0	.486	.355	4
2013	Harrisburg	.200	2	5	1	1	2	1	0	0	2	0	0	0	2	2	0	0	.429	.400	0
2014	Harrisburg	.241	132	461	58	111	184	29	1	14	68	1	2	2	78	127	3	1	.352	.399	18
2015	Harrisburg	.232	90	314	34	73	125	14	1	12	56	0	3	4	44	92	3	1	.332	.398	9
	Syracuse	.238	42	151	21	36	69	9	0	8	26	0	2	1	28	35	0	1	.357	.457	1
2016	Syracuse	.244	140	499	67	122	218	22	1	24	78	0	3	5	66	119	2	0	.337	.437	3
2017	Syracuse	.222	64	212	38	47	96	16	0	11	29	0	3	0	26	61	0	0	.303	.453	4
	Auburn	.192	9	26	5	5	10	2	0	1	2	0	0	0	3	8	0	0	.276	.385	0
2018	Charlotte	.237	121	431	50	102	174	28	1	14	44	0	3	5	61	125	3	1	.336	.404	1
	WHITE SOX	.273	4	11	2	3	6	0	0	1	1	0	0	0	2	3	0	0	.385	.545	0
MINOR TOTALS		.250	791	2784	401	696	1228	172	6	116	457	2	27	22	449	754	24	5	.356	.797	73
MLB TOTALS		.273	4	11	2	3	6	0	0	1	1	0	0	0	2	3	0	0	.385	.545	0

CAREER TRANSACTIONS

- Selected by Washington in the fifth round of the First-Year Player Draft (6/11).
- On Class A Hagerstown disabled list with a right wrist strain (7/9-22/12).
- On Class AA Harrisburg disabled list with a torn UCL in left elbow (4/6/13-remainder of season); transferred to 60-day disabled list on 5/14/13.
- On Class AAA Syracuse disabled list with strained left quad (5/18-31/17).
- On Class AAA Syracuse disabled list with a strained left quad (6/12-29/17); included rehab assignment to Advanced Rookie Auburn (6/26-29/17).
- On Class AAA Syracuse disabled list with strained right oblique (7/1-8/17/17); included rehab assignment to Adv. Rookie Auburn (8/8-17/17).
- Signed by the White Sox as a free agent (1/22/18).

CAREER FIELDING STATISTICS

POSITION	PCT	G	GS	TC	PO	A	E	DP
First Base	1.000	4	4	7	6	1	0	4

OVERVIEW

STAFF

PLAYERS 1

PLAYERS 2

40-MAN ROSTER

2018 REVIEW

OPPONENTS

CHRONOLOGY

MINOR LEAGUES



KEVAN SMITH

36

CATCHER

Given Name: Kevan Alan Smith

Bats: Right

Throws: Right

Height: 6-4

Weight: 230

2019 Opening Day Age: 30 (June 28, 1988)

Birthplace and Residence: Pittsburgh, Pa.

First Pro Contract: White Sox.

Sox Acquisition: Selected in seventh round, June 2011 First-Year Player Draft.

Major League Service: Two years, 31 days.

Contract Status: Signed through 2018.

2018 SEASON

- His .292 batting average would have led Chicago and ranked second among American League C with the required PAs.
- Made 44 starts at catcher ... Sox pitchers posted a 4.93 ERA (215 ER/398.1 IP) when he was behind the plate ... threw out 6.8 percent (3-44) of attempted basestealers, the second-lowest mark among AL catchers behind Texas' Robinson Chirinos (5.4).
- Batted .438/.625/1.097 (21-48) with two home runs and 13 RBI vs. left-handed pitchers, .341 (31-91) at home and .295 (13-44) with runners in scoring position ... hit .318 (21-66) in the No. 5 slot in the order and .313 (10-32) in the No. 6 slot.
- Placed on the 10-day DL on 3/28 (retro to 3/26) with a sprained left ankle ... was sent on a rehab assignment to Class AAA Charlotte on 4/16 ... was returned from his assignment, reinstated from the DL and optioned to the Knights on 4/21.

- Was recalled from Charlotte on 6/5 prior to Chicago's doubleheader at Minnesota ... made his season debut as the starting catcher in Game 2, going 1-4 with a RBI.
- Opened the season on a nine-game hitting streak from 6/5-17, going 15-34 (.441) with six multihit efforts.
- Registered an eight-game hitting streak from 6/22-7/4, going 9-34 (.265) with one double and three RBI.
- Was on the Paternity List from 8/3-5 ... he and his wife, Jessica, welcomed their first child, son Wyatt Daniel, on 8/2 ... Wyatt is named after former White Sox pitcher and Smith's friend Daniel Webb, who passed away on 10/14/17.
- Hit his first homer of 2018 on 8/25 at Detroit ... wore "WEBBY" on the back of his Players Weekend jersey to honor Webb.
- Went 2-2 with a double, homer, career-high three RBI and two runs scored on 9/21 vs. the Cubs ... his three-run homer in the second off José Quintana helped lead to a 10-4 win.

CAREER PLAYING RECORD

YEAR	CLUB	AVG	G	AB	R	H	TB	2B	3B	HR	RBI	SH	SF	HB	BB	SO	SB	CS	OBP	SLG	E
2011	Bristol	.396	26	96	24	38	71	10	1	7	32	0	0	2	14	14	1	2	.482	.740	4
	Great Falls	.318	30	107	22	34	56	12	2	2	16	0	1	5	14	16	1	0	.417	.523	3
2012	Kannapolis	.282	86	340	48	96	143	26	0	7	60	1	4	9	25	62	0	1	.344	.421	7
	Winston-Salem	.273	22	77	8	21	38	4	2	3	23	0	3	1	5	17	0	0	.314	.494	2
2013	Winston-Salem	.286	101	384	66	110	178	26	3	12	73	2	3	15	38	66	4	1	.370	.464	9
2014	Birmingham	.290	106	389	45	113	170	21	3	10	48	2	3	9	46	68	1	1	.376	.437	10
2015	Charlotte	.260	97	319	41	83	118	13	2	6	36	5	2	5	29	66	0	1	.330	.370	7
2016	Charlotte	.219	49	183	18	40	73	9	0	8	24	2	1	3	16	36	0	0	.291	.399	2
	AZL White Sox	.200	2	5	2	1	4	0	0	1	2	0	0	0	2	2	0	0	.429	.800	0
	WHITE SOX	.125	7	16	2	2	2	0	0	0	0	0	0	0	0	6	0	0	.125	.125	0
2017	Charlotte	.377	14	53	10	20	26	6	0	0	15	0	2	1	6	9	0	0	.435	.491	1
	WHITE SOX	.283	87	276	23	78	107	17	0	4	30	2	3	3	9	46	0	0	.309	.388	2
2018	Charlotte	.268	30	112	12	30	46	4	0	4	16	2	4	8	8	18	0	0	.331	.411	2
	WHITE SOX	.292	52	171	21	50	65	6	0	3	21	0	1	5	10	18	1	0	.348	.380	2
MINOR TOTALS		.284	563	2065	296	586	923	131	13	60	345	12	20	53	203	374	7	6	.360	.447	42
MLB TOTALS		.281	146	463	46	130	174	23	0	7	51	2	4	8	19	70	1	0	.318	.376	4

CAREER TRANSACTIONS

- Selected by the White Sox in the seventh round of the June First-Year Player Draft (6/11).
- On the Class A Kannapolis disabled list with a neck strain (6/6-14/12).
- On the Class A Winston-Salem disabled list with a concussion (6/11-21/13).
- On the Class AAA Charlotte disabled list with back spasms (5/17-29/15).
- On White Sox disabled list with sacroiliac joint dysfunction (4/26-5/22/15).
- On Class AAA Charlotte disabled list with right knee inflammation (5/25-7/14/16); included rehab assignment to AZL White Sox (7/10-14/16).
- On White Sox disabled list with sprained left ankle (3/28-4/20/18).
- On Paternity List (8/3-6/18).

CAREER FIELDING STATISTICS

POSITION	PCT	G	GS	TC	PO	A	E	DP
Catcher	.996	132	117	994	942	48	4	6

CAREER GAME BESTS AND HOME RUN INFORMATION

HITS — 3 (4x, last 8/19/17 at TEX) ... **HR** — 1 (7x, last 9/28-2/18 at MIN) ... **RBI** — 4 (8/8/17 vs. HOU)
RUNS — 2 (4x, last 9/21/18 vs. CUBS) ... **SB** — 1 (6/28/18 vs. MIN) ... **HITTING STREAK** — 10 games (8/29-9/15/17)
GAME-ENDING HOME RUNS — NONE ... **GRAND SLAMS** — NONE ... **MULTIHOMER GAMES** — NONE
PINCH-HIT HOME RUNS — 1 (8/1/17 vs. TOR) ... **INSIDE-THE-PARK HOMERS** — NONE ... **LEADOFF HOMERS** — NONE



TRAYCE THOMPSON 32

OUTFIELDER

Given Name: Trayce Nikolas Thompson
Bats: Right **Throws:** Right
Height: 6-3 **Weight:** 220
2019 Opening Day Age: 28 (March 15, 1991)
Birthplace | Residence: Los Angeles, Calif. | Dana Point, Calif.
First Pro Contract: White Sox, selected in the second round, June 2009 First-Year Player Draft.
Sox Acquisition: Obtained from the Oakland Athletics in exchange for cash considerations, April 19, 2018.
Major League Service: Two years, 38 days.
Contract Status: Signed through 2018.

2018 SEASON

- Was a part of four organizations during the 2018 season (Los Angeles-NL, Oakland, New York-AL and the White Sox).
- Combined to hit .117 (15-128) with three doubles, three home runs and nine RBI in 51 games between the Athletics and Sox.
- Appeared in 33 games (23 starts) in right field, six (five) in center and eight (seven) in left.
- Was on the Dodgers roster at the start of spring training before being designated for assignment on 3/27 ... was claimed by the Yankees off waivers on 4/3 and by the Athletics on 4/5.
- Did not appear in a game with New York-AL and played in three games with Oakland ... was acquired by the Sox from the A's in exchange for cash considerations on 4/19.

- Made his Chicago debut on 4/20 vs. Houston as a defensive replacement in right field ... went 0-1.
- Made his first start on 4/21 vs. the Astros and hit a solo homer.
- Connected on his third career game-ending home run on 5/3 vs. Minnesota, a solo shot in the ninth off Addison Reed.
- Gave the White Sox a 1-0 lead with a game-winning, RBI single off Chris Sale in the seventh on 6/8 at Boston.
- Was DFA on 6/22 and outrighted to Charlotte on 6/25.
- Appeared in 66 games with Charlotte (46 multihit efforts).
- Batted .295/.354/.432 vs. left-handers, compared to .181/.250/.336 with all four homers vs. right-handers.
- Recorded consecutive multihit efforts on 8/15 vs. Buffalo and 8/16 vs. Louisville ... hit three home runs over his final 11 games.

CAREER PLAYING RECORD

YEAR	CLUB	AVG	G	AB	R	H	TB	2B	3B	HR	RBI	SH	SF	HB	BB	SO	SB	CS	OBP	SLG	E
2009	Bristol	.188	25	85	8	16	21	3	1	0	10	0	1	3	4	33	2	0	.247	.247	1
	Great Falls	.238	7	21	2	5	5	0	0	0	0	1	0	0	3	8	1	0	.333	.238	1
2010	Kannapolis	.229	58	210	28	48	91	13	3	8	31	0	2	2	21	69	6	4	.302	.433	5
2011	Kannapolis	.241	136	519	95	125	237	36	2	24	87	4	4	10	60	172	8	4	.329	.457	9
2012	Winston-Salem	.254	116	449	77	114	218	28	5	22	90	2	8	6	45	144	18	3	.325	.486	5
	Birmingham	.280	14	50	10	14	26	1	1	3	6	0	0	0	8	16	2	0	.379	.520	1
	Charlotte	.167	6	18	1	3	5	2	0	0	0	0	0	0	2	6	1	0	.250	.278	1
2013	Birmingham	.229	135	507	78	116	194	23	5	15	73	2	8	13	60	139	25	8	.321	.383	7
2014	Birmingham	.237	133	518	86	123	217	34	6	16	59	3	5	4	65	151	20	5	.324	.419	5
2015	Charlotte	.260	104	388	53	101	171	23	4	13	39	2	2	2	23	79	11	5	.304	.441	2
	WHITE SOX	.295	44	122	17	36	65	8	3	5	16	0	0	0	13	26	1	0	.363	.533	1
2016	LOS ANGELES-NL	.225	80	236	31	53	103	11	0	13	32	0	0	0	26	66	5	1	.302	.436	2
2017	LOS ANGELES-NL	.122	27	49	6	6	13	2	1	1	2	0	0	0	6	23	0	0	.218	.265	2
	Oklahoma City	.212	95	339	44	72	123	12	6	9	33	1	2	1	26	93	3	5	.269	.363	1
2018	OAKLAND	.143	3	7	1	1	1	0	0	0	0	0	0	0	4	0	0	0	.143	.143	0
	WHITE SOX	.116	48	121	14	14	26	3	0	3	9	1	1	0	7	46	3	1	.163	.215	0
	Charlotte	.213	46	160	22	34	58	12	0	4	15	0	1	0	15	57	3	1	.278	.363	3
MINOR TOTALS		.236	875	3264	504	771	1366	187	33	114	443	15	33	41	332	967	100	35	.312	.419	41
A.L. TOTALS		.204	95	250	32	51	73	11	3	8	25	1	1	0	20	76	4	1	.262	.368	1
N.L. TOTALS		.207	107	285	37	59	116	13	1	14	34	0	0	0	32	89	5	1	.287	.407	4
SOX TOTALS		.206	92	243	31	50	91	11	3	8	25	1	1	0	20	72	4	1	.265	.374	1
MLB TOTALS		.206	202	535	69	110	208	24	4	22	59	1	1	0	52	165	9	2	.286	.389	5

CAREER TRANSACTIONS

- Selected by the White Sox in the second round of the First-Year Player Draft (6/09).
- On Class A Kannapolis disabled list with a fractured right thumb (5/31-8/17/10).
- Traded by the White Sox with INF Micah Johnson and RHP Frankie Montas to Los Angeles-NL as part of a three-team trade; the White Sox received INF Todd Frazier; Cincinnati received INF Brandon Dixon, INF Jose Peraza and OF Scott Schebler (12/16/15).
- On Los Angeles-NL disabled list with a lower back irritation (7/11/16-remainder of season); transferred to the 60-day disabled list (8/7/16).
- Claimed off waivers by New York-AL from Los Angeles-NL (4/3/18).
- Claimed off waivers by Oakland from New York-AL (4/5/18).
- Traded by Oakland to the White Sox in exchange for cash considerations (4/19/18).

CAREER FIELDING STATISTICS

POSITION	PCT	G	GS	TC	PO	A	E	DP	POSITION	PCT	G	GS	TC	PO	A	E	DP
Right Field	.975	87	62	121	115	3	3	1	Center Field	1.000	59	48	98	97	1	0	1
Left Field	.963	51	29	54	51	1	2	1									



CHARLIE TILSON

22

OUTFIELDER

Given Name: Charles Everett Tilson

Bats: Left **Throws:** Left

Height: 6-1 **Weight:** 190

2019 Opening Day Age: 26 (December 2, 1992)

Birthplace | Residence: Wilmette, Ill. | Chicago, Ill.

First Pro Contract: St. Louis Cardinals, selected in the second round, June 2011 First-Year Player Draft.

Sox Acquisition: Obtained from the St. Louis Cardinals in exchange for LHP Zach Duke, July 31, 2016.

Major League Service: One year, 118 days.

Contract Status: Signed through 2018.

2018 SEASON

- Split the season between Chicago and Class AAA Charlotte.
- Appeared in 41 games, including 32 (28 starts) in left field and five (four) in center with the White Sox.
- Went 26-90 (.189) vs. right-handers, compared to 2-16 (.125) vs. left-handers ... went 8-26 (.308) with RISP.
- Was recalled from Charlotte on 5/24 ... made his season debut that day vs. Baltimore, going 0-3 as the starting left fielder.
- Recorded his first hit of the season on 5/25 at Detroit, and first career multihit effort and RBI on 5/28 at Cleveland.
- Hit safely in seven consecutive games from 6/10-16 (.391, 9-23) ... registered his first MLB triple on 6/13 vs. Cleveland.
- Recorded a career-high three hits on 6/19 at the Indians.

- Drove in the White Sox only two runs in a loss on 7/10 vs. St. Louis ... marked his second career multiRBI game.
- Was optioned to Charlotte on 7/18 for the remainder of 2018.
- Appeared in 49 games (49 starts) in center field, 17 (16) in left and one as the designated hitter with the Knights.
- Batted .345 (19-55) vs. left-handers, compared to .219 (47-215) vs. right-handers ... hit in the No. 1 or 2 spot in the lineup in every game with Charlotte.
- Was successful on 10-12 (83.3 percent) stolen-base attempts.
- Recorded four multihit efforts in a span of six games from 5/8-17, and three straight multihit efforts from 5/22-7/20.
- Drove in three on 8/10 at Rochester and 8/26 vs. Gwinnett.
- Entered the season ranked by MLB.com as the No. 16 prospect in the Chicago organization.

CAREER PLAYING RECORD

YEAR	CLUB	AVG	G	AB	R	H	TB	2B	3B	HR	RBI	SH	SF	HB	BB	SO	SB	CS	OBP	SLG	E																						
2011	GCL Cardinals	.167	4	12	2	2	2	0	0	0	1	0	0	0	2	3	1	0	.167	.286	0																						
	Johnson City	.467	4	15	2	7	11	2	0	0	4	0	0	0	1	1	0	0	.500	.600	2																						
2012																						DID NOT PLAY DUE TO INJURY																					
2013	Peoria	.303	100	376	49	114	146	8	6	4	30	7	1	2	25	58	15	6	.349	.388	7																						
	Palm Beach	.294	9	34	1	10	13	1	1	0	0	0	0	0	5	6	0	0	.385	.382	0																						
2014	Palm Beach	.308	89	370	54	114	153	8	#8	5	36	4	0	4	24	76	10	7	.357	.414	3																						
	Springfield	.237	31	139	19	33	45	4	1	2	17	0	0	0	6	28	2	3	.269	.324	2																						
2015	Springfield	.295	134	*539	85	*159	209	20	*9	4	32	4	3	2	46	72	*46	*19	.351	.388	7																						
2016	Memphis	.282	100	351	53	99	143	16	8	4	34	4	4	3	33	51	15	3	.345	.407	5																						
	WHITE SOX	.500	1	2	0	1	1	0	0	0	0	0	0	0	0	0	0	0	.500	.500	0																						
2017																						DID NOT PLAY DUE TO INJURY																					
2018	Charlotte	.244	67	270	27	66	78	12	0	0	25	4	1	1	16	52	10	2	.288	.289	2																						
	WHITE SOX	.264	41	106	7	28	31	1	1	0	11	2	1	1	10	20	2	3	.331	.292	1																						
MINOR TOTALS		.287	538	2106	292	604	798	71	33	19	179	23	9	12	158	347	99	40	.339	.379	28																						
MLB TOTALS		.269	42	108	7	29	32	1	1	0	11	2	1	1	10	20	2	3	.333	.296	1																						

*Led League #Tied for League Lead

CAREER TRANSACTIONS

- Selected by St. Louis in the second round of the First-Year Player Draft (6/11).
- On Advanced Rookie Johnson City disabled list with a separated right shoulder (6/19/12-remainder of the season).
- On Class A Peoria disabled list with a strained right hamstring (5/21-31/13).
- On Class A Peoria disabled list with a strained right hamstring (6/13-26/13).
- Traded by St. Louis to the White Sox in exchange for LHP Zach Duke (7/31/16).
- On White Sox disabled list with a torn left hamstring (8/3/16-remainder of the season).
- On White Sox disabled list with a stress reaction in his right foot (3/30/17-remainder of season); transferred to 60-day disabled list (4/22/17).

CAREER FIELDING STATISTICS

POSITION	PCT	G	GS	TC	PO	A	E	DP	POSITION	PCT	G	GS	TC	PO	A	E	DP
Left Field	.982	32	28	57	55	1	1	1	Center Field	1.000	6	5	15	15	0	0	0

CAREER GAME BESTS AND HOME RUN INFORMATION

HITS — 3 (6/19/18 at CLE) ... **HR** — NONE ... **RBI** — 2 (2x, last 7/10/18 vs. STL)
RUNS — 1 (7x, last 6/29/18 at TEX) ... **SB** — 1 (2x, last 6/1/18 vs. MIL) ... **HITTING STREAK** — Seven games (6/10-16/18)
GAME-ENDING HOME RUNS — NONE ... **GRAND SLAMS** — NONE ... **MULTIHOMER GAMES** — NONE
PINCH-HIT HOME RUNS — NONE ... **INSIDE-THE-PARK HOME RUNS** — NONE ... **LEADOFF HOME RUNS** — NONE



THYAGO VIEIRA

50

RIGHT-HANDED PITCHER

Given Name: Thyago ("tea-AH-go") Lucio Vieira ("vee-AIR-uh")

Bats: Right **Throws:** Right

Height: 6-2 **Weight:** 210

2019 Opening Day Age: 26 (January 7, 1993)

Birthplace and Residence: São Paulo, Brazil.

First Pro Contract: Seattle Mariners, signed as a free agent, September 21, 2010.

Sox Acquisition: Obtained from the Seattle Mariners in exchange for international signing pool money, November 16, 2017.

Major League Service: 69 days.

Contract Status: Signed through 2018.

2018 SEASON

- Made 16 relief appearances with the White Sox after spending the majority of the season with Class AAA Charlotte.
- Held opponents to a .214 (6-28) average with RISP and .200 (3-15) mark with RISP/two outs ... limited first batters faced to a .125 (2-16) average.
- Made 11 scoreless appearances and allowed multiple runs in five outings.
- Was added to the White Sox roster as the 26th man for a doubleheader on 6/22 vs. Oakland but did not pitch ... was returned to Charlotte following Game 2 of the DH.
- Was recalled from the Knights on 7/27 ... made his Sox debut that night vs. Toronto, allowing two runs in 0.2 IP ... became just the second Brazil native to pitch for Chicago, joining Andre Rienzo (2013-14).
- Earned his first career save on 8/4 at Tampa Bay after working a scoreless ninth inning with two strikeouts ... is just the second Brazilian pitcher to record a major-league save (also Atlanta's Luiz Gohara).

- Struck out a career-high two batters on four occasions: 8/4 at Tampa Bay, 8/30 vs. Boston, 9/5 vs. Detroit and 9/23 vs. the Cubs ... tossed a career-high 2.0 IP on 9/23 vs. the Cubs and 9/29 at Minnesota.
- Recorded his first career hold on 8/19 vs. Kansas City, tossing 0.1 scoreless IP.
- Suffered his first loss on 8/30 at Boston after allowing a career-high five runs on four hits and recording just two outs in the ninth inning.
- Posted a 2.16 ERA (2 ER/8.1 IP) over his last six outings of the season, recording five scoreless appearances.
- Limited righties to a .198 (17-86) average with Charlotte.
- Went 0-1 with a 1.80 ERA (2 ER/10.0 IP) over nine appearances in June ... tossed a season-high five straight scoreless outings (6.0 IP) from 5/31-6/13.
- Struck out a season-high four batters on 5/12 vs. Durham.
- **Baseball America:** Opened the season ranked as the No. 20 prospect in the Sox organization.
- **MLB.com:** Opened the season ranked as the No. 29 prospect in the Chicago system.

CAREER PLAYING RECORD

YEAR	CLUB	W-L	PCT	ERA	G	GS	CG	SHO	SV	IP	H	R	ER	HR	HB	BB-I	SO	WP	BK	AVG
2011	VSL Mariners	2-0	1.000	4.00	12	2	0	0	0	18.0	20	11	8	0	1	22-2	8	8	1	.294
2012	VSL Mariners	3-5	.375	6.05	13	13	0	0	0	55.0	67	40	37	2	12	17-0	35	12	0	.310
2013	Everett	4-5	.444	3.84	14	13	0	0	0	68.0	60	30	29	2	16	34-0	51	8	1	.244
2014	Clinton	1-1	.500	5.23	13	0	0	0	1	20.2	16	12	12	1	2	14-0	23	4	0	.232
2015	Clinton	1-4	.200	6.97	22	0	0	0	0	31.0	35	32	24	2	4	20-0	22	9	0	.287
2016	Bakersfield	1-0	1.000	2.84	34	0	0	0	8	44.1	37	19	14	1	2	18-0	53	9	0	.222
2017	Arkansas	2-3	.400	3.72	29	0	0	0	2	36.1	30	18	15	1	2	15-0	35	4	1	.224
	SEATTLE	0-0	.000	0.00	1	0	0	0	0	1.0	0	0	0	0	0	0-0	1	0	0	.000
	Tacoma	0-1	.000	4.58	12	0	0	0	2	17.2	18	9	9	1	1	7-0	11	8	1	.261
2018	Charlotte	0-4	.000	5.05	40	0	0	0	6	41.0	40	25	23	2	4	24-0	50	13	1	.252
	WHITE SOX	1-1	.500	7.13	16	0	0	0	1	17.2	21	14	14	4	3	9-0	16	6	1	.292
MINOR TOTALS		14-23	.378	4.64	185	28	0	0	19	332.0	323	196	171	12	44	171-2	288	75	5	.258
MLB TOTALS		1-1	.500	6.75	17	0	0	0	1	18.2	21	14	14	4	3	9-0	17	6	1	.280

CAREER TRANSACTIONS

- Signed by Seattle as a free agent (9/21/10).
- On Class A Clinton disabled list with a strained right elbow (6/9/14-remainder of season).
- Traded by Seattle to the White Sox in exchange for international signing pool money (11/15/17).

CAREER FIELDING STATISTICS

POSITION	PCT	G	GS	TC	PO	A	E	DP
Pitcher	1.000	16	0	4	3	1	0	0

CAREER GAME BESTS

STRIKEOUTS — 2 (4x, last 9/23/18 vs. CUBS) ... **INNINGS PITCHED** — 2.0 (2x, last on 9/29/18 at MIN)
WINNING STREAK — NONE ... **CONSECUTIVE SCORELESS IP** — 5.1 (9/23/18-current)

OVERVIEW

STAFF

PLAYERS 1

PLAYERS 2

40-MAN ROSTER

2018 REVIEW

OPPONENTS

CHRONOLOGY

MINOR LEAGUES

OTHERS TO APPEAR WITH SOX IN 2018

OVERVIEW

LUIS AVILÁN - LHP

2018: Appeared in 58 games in his first season with Chicago before being traded to Philadelphia in August ... at the time of the trade, led the White Sox and tied for eighth in the American League in appearances ... went 2-4 (50.0 percent) in save opportunities and recorded nine holds ... allowed just 6-41 (14.6 percent) of inherited runners to score ... first batters faced hit .189 (10-53) with three walks ... limited left-handers to a .214 average (15-77) ... made his White Sox debut on Opening Day (3/29) at Kansas City, allowing one unearned run over 1.0 IP ... recorded his first hold with the Sox on 4/2 at Toronto (1 ER/0.1 IP) ... suffered his first blown save on 4/18 at Oakland (2 ER/0.1 IP) ... recorded his first win with the Sox on 5/17 vs. Texas after allowing one run over 0.2 IP ... did not allow a run in 14 consecutive outings from 5/21-6/20, allowing just five hits with three walks and nine strikeouts over 9.0 IP ... did not allow an inherited runner to score (0-10) ... retired the only batter he faced and earned his second win of the season on 6/1 vs. Milwaukee ... stranded the tying and winning runs on base and earned his second save on 8/15 at Detroit ... was traded to the Phillies in exchange for RHP Felix Paulino on 8/22.

STAFF

PLAYERS 1

2018 WHITE SOX STATISTICS

YEAR	CLUB	W-L	PCT	ERA	G	GS	CG	SHO	SV	IP	H	R	ER	HR	HB	BB-I	SO	WP	BK	AVG
2018	WHITE SOX	2-1	.667	3.86	58	0	0	0	2	39.2	40	20	17	2	2	14-2	46	2	0	.260

CHRIS BECK - RHP

2018: Made four appearances with Class AAA Charlotte and 14 with the White Sox before being claimed off waivers by the Mets ... opened the season with Charlotte, making two starts and two relief appearances before his contract was purchased on 4/23 ... made his Sox debut that night and allowed two runs on six hits over 3.0 IP, earning his first career save in the 10-4 win ... worked 2.0 scoreless IP in relief on 4/28-1 at Kansas City ... allowed one run on zero hits in a career-high 3.2 IP in relief on 5/15 at Pittsburgh ... was designated for assignment on 6/9 and claimed off waivers by the Mets on 6/13.

PLAYERS 2

2018 WHITE SOX STATISTICS

YEAR	CLUB	W-L	PCT	ERA	G	GS	CG	SHO	SV	IP	H	R	ER	HR	HB	BB-I	SO	WP	BK	AVG
2018	WHITE SOX	0-0	.000	4.18	14	0	0	0	1	23.2	24	11	11	5	1	11-0	16	1	0	.270

40-MAN ROSTER

XAVIER CEDEÑO - LHP

2018: Appeared in 33 games in his first season with the White Sox before being traded to Milwaukee in late August ... first batters faced hit .200 (6-30) ... allowed 33.3 percent (7-21) of inherited runners to score ... recorded seven holds and was 1-2 (50.0 percent) in save opportunities ... limited lefties to a .209 average (9-43) and righties to a .200 mark (10-50) ... had his contract purchased from Class AAA Charlotte on 6/7 ... made his Chicago debut that afternoon at Minnesota (1.0 scoreless IP) ... opened the season with the Sox on an 11-game scoreless streak from 6/7-28, allowing just three hits with 13 strikeouts and a .107 opp. average (3-28) in 9.1 IP ... his scoreless streak was snapped on 7/1 at Texas (1 ER/0.1 IP) ... recorded a hold in three consecutive appearances from 7/5-23 (1 ER/1.2 IP) ... converted his only save on 8/14 at Detroit (1.0 scoreless IP) ... nine of his final 10 outings were scoreless from 8/7-29, allowing just one run on five hits with eight strikeouts in 8.2 IP during that span ... was traded to the Brewers in exchange for minor-league OF Bryan Connell and RHP Johan Domínguez on 8/31 ... went 0-0 with a 1.25 ERA (3 ER/21.1 IP) and 25 strikeouts over 20 relief appearances with Charlotte.

2018 REVIEW

OPPONENTS

2018 WHITE SOX STATISTICS

YEAR	CLUB	W-L	PCT	ERA	G	GS	CG	SHO	SV	IP	H	R	ER	HR	HB	BB-I	SO	WP	BK	AVG
2018	WHITE SOX																			

BRUCE RONDÓN - RHP

2018: Made 35 appearances in his first season with the White Sox ... was 1-2 in save chances with five holds ... allowed 57.1 percent (8-14) of inherited runners to score ... first batters faced hit .179 (5-28) ... opened the season with Class AAA Charlotte before having his contract purchased on 4/8 ... made his Sox debut that afternoon vs. Detroit, striking out all four batters faced in 1.1 perfect IP ... became the first White Sox pitcher since Roberto Hernández (six) on 7/25/96 vs. Texas to face at least four batters in a game and strike them all out ... earned his first win with Chicago on 4/11 vs. Tampa Bay, working 1.0 scoreless IP ... worked a career-high 3.0 IP on 4/18 at Oakland ... did not allow an earned run in 10 straight appearances from 4/25-5/22 (11 SO/9.0 IP) ... worked a scoreless ninth with two strikeouts to earn his first save of the season on 5/13 at the Cubs ... was designated for assignment on 7/11 and elected to become a free agent on 7/15.

CHRONOLOGY

MINOR LEAGUES

2018 WHITE SOX STATISTICS

YEAR	CLUB	W-L	PCT	ERA	G	GS	CG	SHO	SV	IP	H	R	ER	HR	HB	BB-I	SO	WP	BK	AVG
2018	WHITE SOX	2-3	.400	8.49	35	0	0	0	1	29.2	37	30	28	1	1	27-2	40	6	0	.298

OTHERS TO APPEAR WITH SOX IN 2018

OVERVIEW

TYLER SALADINO - INF

2018: Made the White Sox Opening Day roster for the third consecutive season before being traded to Milwaukee ... appeared in four games, including three starts ... started two games at third base and one as the designated hitter ... made his season debut as a pinch runner and scored a run on 3/31 at Kansas City ... made his first start on 4/3 at Toronto, hitting eighth as the third baseman ... registered his first multihit effort of the season on 4/10 vs. Tampa Bay ... was traded to the Brewers in exchange for cash considerations on 4/19.

STAFF

2018 WHITE SOX STATISTICS

YEAR	CLUB	AVG	G	AB	R	H	TB	2B	3B	HR	RBI	SH	SF	HB	BB	SO	SB	CS	OBP	SLG	E
2018	WHITE SOX	.250	6	8	2	2	3	1	0	0	0	1	0	0	0	3	0	0	.250	.375	0

JOAKIM SORIA - RHP

2018: Appeared in 40 games for the White Sox before being traded to Milwaukee in July ... went 16-19 (84.2 percent) in save opportunities and recorded two holds ... first batters faced went 9-39 (.231), and did not allow an inherited runner to score (0-12) ... made his White Sox debut on 3/31 at Kansas City, earning a save after allowing just one hit with one strikeout over 1.0 IP ... was charged with his first loss and second blown save on 5/1 at St. Louis after surrendering a game-tying solo home run to Matt Carpenter and a game-ending, RBI single to Yadier Molina in the ninth ... recorded an 18-game streak without allowing an earned run from 5/21-7/3, surrendering just eight hits with 21 strikeouts over 18.1 IP (17 of the outings were scoreless) ... earned a save in six straight outings from 6/5-13, and converted eight straight save chances from 6/5-7/1 ... recorded a save in four of his last five appearances with Chicago from 7/11-24 ... was traded to Milwaukee with cash considerations in exchange for LHP Kodi Medeiros and RHP Wilber Pérez on 7/26.

PLAYERS 1

PLAYERS 2

2018 WHITE SOX STATISTICS

YEAR	CLUB	W-L	PCT	ERA	G	GS	CG	SHO	SV	IP	H	R	ER	HR	HB	BB-I	SO	WP	BK	AVG
2018	WHITE SOX	0-3	.000	2.56	40	0	0	0	16	38.2	35	13	11	2	1	10-1	49	1	0	.230

40-MAN ROSTER

CHRIS VOLSTAD - RHP

2018: Made 33 appearances, including one start with the White Sox ... allowed 62.5 percent (65-196) of inherited runners to score ... opened the season with Class AAA Charlotte before having his contract purchased on 4/12 ... worked 3.1 scoreless IP on 4/18 at Oakland ... allowed one run on five hits over 3.0 IP in his next outing on 4/21 vs. Houston ... made his only start of the season on 4/24 vs. Seattle, suffering the loss after allowing one run on three hits with three strikeouts over 4.1 IP ... worked 4.0 IP of relief and allowed one run on two hits on 5/18 vs. Texas ... earned his first win of the season despite not retiring a batter on 6/3 vs. Milwaukee ... catcher Alfredo González threw out an attempted basestealer to end the sixth ... allowed at least one run in eight of his final nine appearances from 6/23-7/26 (17 ER/11.0 IP) ... was designated for assignment on 7/27 and released on 7/31.

2018 REVIEW

2018 WHITE SOX STATISTICS

YEAR	CLUB	W-L	PCT	ERA	G	GS	CG	SHO	SV	IP	H	R	ER	HR	HB	BB-I	SO	WP	BK	AVG
2018	WHITE SOX	1-5	.167	6.27	33	1	0	0	0	47.1	65	35	33	9	3	12-1	29	1	0	.332

OPPONENTS

CHRONOLOGY

MINOR LEAGUES

CHICAGO WHITE SOX 40-MAN ROSTER (AS OF 11/1/18)

MANAGER: Rick Renteria (17) **COACHES:** Daryl Boston, First Base Coach (8), Nick Capra, Third Base Coach (12), Don Cooper, Pitching Coach (99), Curt Hasler, Bullpen Coach (29), Joe McEwing, Bench Coach (47), Greg Sparks, Assistant Hitting Coach (46), Todd Stevenson, Hitting Coach (31).

NO.	PITCHERS (16)	B	T	HT	WT	BORN	BIRTHPLACE	RESIDENCE	'18 Club(s)	W-L	ERA	G	GS	CG	SV	IP	H	R	ER	BB	SO	MLSV
39	Aaron Bummer	L	L	6-3	200	9/21/93	Valencia, Calif.	Valencia, Calif.	WHITE SOX Charlotte	0-1 2-3	4.26 2.64	37 31	0 0	0 0	0 0	31.2 30.2	40 27	19 11	15 9	10 11	35 30	0.167
61	Ryan Burr	R	R	6-4	225	5/28/94	Highlands Ranch, Colo.	Highlands Ranch, Colo.	Birmingham Charlotte	4-2 0-1	2.72 1.08	30 7	0 0	0 0	2 0	43.0 8.1	30 4	15 2	13 1	23 0	43 8	0.040
64	Ian Clarkin	L	L	6-2	215	2/14/95	San Diego, Calif.	San Diego, Calif.	WHITE SOX Birmingham Winston-Salem	0-0 4-5 0-0	7.45 4.98 2.35	8 18 4	0 10 0	0 1 0	0 0 0	9.2 68.2 7.2	12 74 4	12 43 9	8 38 2	8 7 3	6 35 6	0.000
68	Dylan Covey	R	R	6-2	195	8/14/91	Geindale, Calif.	Pasadena, Calif.	AZL White Sox Charlotte	0-0 3-1	5.19 2.33	3 7	2 0	0 0	0 0	8.2 38.2	9 32	5 14	5 10	3 15	9 35	1.136
67	Caleb Frare	L	L	6-1	210	7/8/93	Miles City, Mont.	Miles City, Mont.	WHITE SOX Trenton	5-14 4-1	5.18 0.62	27 31	21 0	0 0	0 5	121.2 43.2	129 25	81 6	70 3	52 15	91 57	0.030
57	Jace Fry	L	L	6-1	205	7/9/93	Portland, Ore.	Vancouver, Wash.	WHITE SOX Charlotte	0-0 0-1	1.35 5.14	5 11	0 0	0 0	0 0	6.2 7.0	3 6	1 4	1 4	1 7	11 9	1.005
51	Carson Fulmer	R	R	6-0	195	12/13/93	Lakeland, Fla.	Lakeland, Fla.	WHITE SOX Charlotte	2-3 5-6	4.38 5.32	59 25	1 9	0 0	4 0	51.1 67.2	37 70	28 41	25 40	20 41	70 62	0.116
27	Lucas Giolito	R	R	6-6	245	7/14/94	Santa Monica, Calif.	Santa Monica, Calif.	WHITE SOX Charlotte	10-13 2-1	6.13 1.78	32 21	32 0	0 0	0 12	173.1 25.1	166 20	123 6	118 5	90 12	125 34	1.080
45	Ian Hamilton	R	R	6-0	200	6/16/95	Dove, N.H.	Vancouver, Wash.	Charlotte	1-1	1.71	22	0	0	0	26.1	18	5	5	4	28	0.031
65	Nate Jones	R	R	6-5	225	1/28/86	Butler, Ky.	Butler, Ky.	WHITE SOX	2-2	3.00	33	0	0	5	30.0	28	14	10	15	32	7.000
34	Michael Kopech	R	R	6-3	215	4/30/96	Longview, Texas	Mount Pleasant, Texas	WHITE SOX Charlotte	1-1 7-7	5.02 3.70	4 24	4 0	0 0	0 0	14.1 126.1	20 101	8 58	8 52	2 60	15 170	0.041
40	Reynaldo López	R	R	5-11	200	1/4/94	San Pedro de Macoris, D.R.	San Pedro de Macoris, D.R.	WHITE SOX	7-10	3.91	32	32	0	0	188.2	165	88	82	75	151	1.096
37	Juan Minaya	R	R	6-4	210	9/18/90	Imbert, Puerto Plata, D.R.	Maimón, D.R.	Charlotte	1-3	4.24	19	0	0	2	23.1	18	12	11	8	27	1.002
55	Carlos Rodón	L	L	6-3	235	12/10/92	Miami, Fla.	Covington, Ind.	WHITE SOX Kannapolis	2-2 0-0	3.28 1.80	52 1	0 1	0 0	1 0	46.2 5.0	39 3	19 1	17 0	29 0	58 6	3.168
67	José Ruiz	R	R	6-1	190	10/21/94	Guacara, Venezuela	Guacara, Venezuela	WHITE SOX Winston-Salem	6-8 0-0	4.18 2.70	20 10	20 0	0 0	0 2	120.2 13.1	97 6	61 4	56 4	55 5	9 22	0.029
50	Thyago Vieira	R	R	6-2	210	7/1/93	Sao Paulo Brazil	Sao Paulo Brazil	WHITE SOX Birmingham	3-1 0-0	3.18 4.15	33 6	0 0	0 0	14 0	45.1 4.1	33 5	18 2	16 3	19 6	55 6	0.069
		R	R	6-2	210	7/1/93	Sao Paulo Brazil	Sao Paulo Brazil	WHITE SOX	0-4 1-1	5.05 7.13	36 16	0 0	0 0	6 1	41.0 17.2	40 21	25 14	23 14	24 9	50 15	

NO.	CATCHERS (2)	B	T	HT	WT	BORN	BIRTHPLACE	RESIDENCE	'18 Club(s)	AVG	G	AB	R	H	2B	3B	HR	RBI	BB	SO	SB	MLSV
53	Wellington Castillo	R	R	5-10	220	4/24/87	San Isidro, D.R.	Santo Domingo, D.R.	WHITE SOX	.259	49	170	17	44	7	0	6	15	9	46	1	6.104
									Charlotte	.189	10	37	2	7	1	0	0	3	3	11	0	
38	Omar Narváez	L	R	5-11	220	2/10/92	Maracay, Venezuela	Doral, Fla.	WHITE SOX	.275	97	280	30	77	14	1	9	30	38	65	0	2.089
NO.	INFELDERS (6)	B	T	HT	WT	BORN	BIRTHPLACE	RESIDENCE	'18 Club(s)	AVG	G	AB	R	H	2B	3B	HR	RBI	BB	SO	SB	MLSV
79	José Abreu	R	R	6-3	245	1/29/87	Cienfuegos, Cuba	Miami, Fla.	WHITE SOX	.265	128	499	68	132	36	1	22	78	37	109	2	5.000
7	Tim Anderson	R	R	6-1	185	6/23/93	Tuscaloosa, Ala.	Charlotte, N.C.	WHITE SOX	.240	153	567	77	136	28	3	20	64	30	149	26	2.115
24	Matt Davidson	R	R	6-3	230	3/26/91	Yucaipa, Calif.	Glendale, Ariz.	WHITE SOX	.228	123	434	51	99	23	0	20	62	52	165	0	2.145
24	Yoán Moncada	S	R	6-2	205	5/27/95	Cienfuegos, Cuba	Gulport, Fla.	WHITE SOX	.235	149	578	73	136	32	6	17	61	67	217	12	1.106
20	José Rondón	R	R	6-1	195	3/3/94	Villa de Cura, Venezuela	Villa de Cura, Venezuela	Charlotte	.249	80	313	41	78	15	4	18	38	16	82	5	0.096
									WHITE SOX	.230	42	100	15	23	6	0	6	14	7	30	2	
5	Yolmer Sánchez	S	R	5-11	185	6/29/92	Maracay, Venezuela	Litchfield Park, Ariz.	WHITE SOX	.242	155	600	62	145	34	10	8	55	49	138	14	3.134
NO.	OUTFIELDERS (10)	B	T	HT	WT	BORN	BIRTHPLACE	RESIDENCE	'18 Club(s)	AVG	G	AB	R	H	2B	3B	HR	RBI	BB	SO	SB	MLSV
77	Micker Adolfo	R	R	6-3	225	9/11/96	San Pedro de Macoris, D.R.	San Pedro de Macoris, D.R.	Winston-Salem	.282	79	291	48	82	18	1	11	50	34	92	2	0.000
73	Luis Basabe	S	R	6-0	180	8/26/96	El Vígía, Venezuela	Mérida, Venezuela	Winston-Salem	.266	58	207	36	55	12	5	9	30	34	64	7	0.000
49	Ryan Cordell	R	R	6-4	205	3/31/92	Sacramento, Calif.	Orangevale, Calif.	Birmingham	.251	61	231	41	58	9	3	6	26	30	76	9	0.028
									Charlotte	.333	3	12	2	4	0	0	1	3	1	3	0	0.028
30	Nicky Delmonico	L	R	6-3	230	7/12/92	Knoxville, Tenn.	Surprise, Ariz.	WHITE SOX	.267	4	15	1	4	1	0	0	1	0	5	1	1.062
									WHITE SOX	.215	88	284	31	61	11	5	8	25	27	80	1	0.062
									Birmingham	.200	5	15	1	3	0	0	0	0	1	3	0	
									Charlotte	.400	5	20	3	8	4	0	0	2	4	4	0	
15	Adam Engel	R	R	6-2	210	12/9/91	Cincinnati, Ohio	Loveland, Ohio	WHITE SOX	.235	143	429	49	101	17	4	6	29	18	129	16	1.118
26	Avisail García	R	R	6-4	240	6/12/91	Anzoátegui, Venezuela	Miami, Fla.	WHITE SOX	.236	93	359	47	84	11	2	19	49	20	102	3	5.167
									Charlotte	.360	7	25	5	9	3	0	3	9	3	9	0	
28	Leury García	S	R	5-8	180	3/18/91	Santiago, D.R.	Santiago, D.R.	WHITE SOX	.271	82	258	23	70	7	4	4	32	9	69	12	4.025
									Charlotte	.429	4	14	4	6	3	0	0	3	1	3	0	
74	Eloy Jiménez	R	R	6-4	220	11/27/96	Santo Domingo, D.R.	Santo Domingo, D.R.	Birmingham	.317	53	205	36	65	15	2	10	42	18	39	0	0.000
									Charlotte	.355	55	211	28	75	13	1	12	33	14	30	0	
63	Daniel Palka	L	L	6-2	220	10/28/91	Greenville, N.C.	Lyman, S.C.	WHITE SOX	.240	124	417	56	100	15	3	27	67	30	153	2	0.160
22	Charlie Tilson	L	L	6-1	190	12/2/92	Wilmette, Ill.	Chicago, Ill.	Charlotte	.244	67	270	27	66	12	0	0	25	16	52	10	
									WHITE SOX	.264	41	106	7	28	1	1	0	11	10	20	2	1.118

OVERVIEW

STAFF

PLAYERS 1

PLAYERS 2

40-MAN ROSTER


2018 REVIEW

OPPONENTS

CHRONOLOGY

MINOR LEAGUES

2018 REVIEW



MAJOR LEAGUE STANDINGS

A.L. East	Won	Lost	Pct.	GB	Last 10	Final	Home	Road	vs. East	vs. Cent	vs. West	vs. N.L.
					Games	Streak						
Boston	108	54	.667	—	5-5	Won 1	57-24	51-30	52-24	19-14	21-12	16-4
New York	100	62	.617	8.0	7-3	Lost 1	53-28	47-34	44-32	23-11	22-10	11-9
Tampa Bay	90	72	.556	18.0	5-5	Won 2	51-30	39-42	41-35	21-11	21-13	7-13
Toronto	73	89	.451	35.0	4-6	Lost 2	40-41	33-48	30-46	18-15	12-21	13-7
Baltimore	47	115	.290	61.0	3-7	Won 1	28-53	19-62	23-53	10-23	7-26	7-13

A.L. Central	Won	Lost	Pct.	GB	Last 10	Final	Home	Road	vs. East	vs. Cent	vs. West	vs. N.L.
					Games	Streak						
Cleveland	91	71	.562	—	6-4	Won 1	49-32	42-39	16-18	49-27	14-18	12-8
Minnesota	78	84	.481	13.0	7-3	Won 6	49-32	29-52	18-16	42-34	10-22	8-12
Detroit	64	98	.395	27.0	3-7	Lost 5	38-43	26-55	15-17	33-43	10-24	6-14
Chicago	62	100	.383	29.0	2-8	Lost 5	30-51	32-49	16-16	30-46	10-24	6-14
Kansas City	58	104	.358	33.0	6-4	Lost 1	32-49	26-55	9-24	36-40	7-26	6-14

A.L. West	Won	Lost	Pct.	GB	Last 10	Final	Home	Road	vs. East	vs. Cent	vs. West	vs. N.L.
					Games	Streak						
Houston	103	59	.636	—	8-2	Lost 1	46-35	57-24	19-15	25-7	46-30	13-7
Oakland	97	65	.599	6.0	6-4	Lost 1	50-31	47-34	21-11	26-8	38-38	12-8
Seattle	89	73	.549	14.0	5-5	Won 3	45-36	44-37	19-15	23-9	41-35	6-14
Los Angeles	80	82	.494	23.0	5-5	Won 1	42-39	38-43	11-21	22-12	37-39	10-10
Texas	67	95	.414	36.0	3-7	Lost 3	34-47	33-48	12-21	18-15	28-48	9-11

N.L. East	Won	Lost	Pct.	GB	Last 10	Final	Home	Road	vs. East	vs. Cent	vs. West	vs. A.L.
					Games	Streak						
Atlanta	90	72	.556	—	6-4	Lost 2	43-38	47-34	49-27	18-14	15-19	8-12
Washington	82	80	.506	8.0	5-5	Lost 1	41-40	41-40	41-35	18-16	14-18	9-11
Philadelphia	80	82	.494	10.0	2-8	Won 2	49-32	31-50	34-42	19-14	15-18	12-8
New York	77	85	.475	13.0	7-3	Won 2	37-44	40-41	40-36	13-20	16-17	8-12
Miami	63	98	.391	26.5	4-6	Lost 2	38-43	25-55	26-50	13-19	15-18	9-11

N.L. Central	Won	Lost	Pct.	GB	Last 10	Final	Home	Road	vs. East	vs. Cent	vs. West	vs. A.L.
					Games	Streak						
Milwaukee	96	67	.589	—	9-1	Won 8	51-30	45-37	20-13	40-37	23-10	13-7
Chicago	95	68	.583	1.0	6-4	Lost 1	51-31	44-37	22-11	41-36	19-14	13-7
St. Louis	88	74	.543	7.5	4-6	Lost 1	43-38	45-36	16-16	41-35	20-14	11-9
Pittsburgh	82	79	.509	13.0	5-5	Won 1	44-36	38-43	12-20	43-33	12-21	15-5
Cincinnati	67	95	.414	28.5	2-8	Lost 1	37-44	30-51	13-21	26-50	18-14	10-10

N.L. West	Won	Lost	Pct.	GB	Last 10	Final	Home	Road	vs. East	vs. Cent	vs. West	vs. A.L.
					Games	Streak						
Los Angeles	92	71	.564	—	7-3	Won 4	45-37	47-34	19-13	16-18	45-32	12-8
Colorado	91	72	.558	1.0	8-2	Lost 1	47-34	44-38	23-11	14-18	41-36	13-7
Arizona	82	80	.506	9.5	4-6	Lost 1	40-41	42-39	17-17	16-16	39-37	10-10
San Francisco	73	89	.451	18.5	1-9	Lost 4	42-39	31-50	16-17	11-22	38-38	8-12
San Diego	66	96	.407	25.5	6-4	Won 1	31-50	35-46	15-17	16-18	28-48	7-13

A.L. Wild Card	Won	Lost	Pct.	GB	N.L. Wild Card	Won	Lost	Pct.	GB
Oakland	97	65	.599	—	Colorado	91	72	.558	—
Tampa Bay	90	72	.556	7.0	St. Louis	88	74	.543	2.5
Seattle	89	73	.549	8.0	Pittsburgh	82	79	.509	8.0
					Arizona	82	80	.506	8.5
					Washington	82	80	.506	8.5

OVERVIEW

STAFF

PLAYERS 1

PLAYERS 2

40-MAN ROSTER

2018 REVIEW

OPPONENTS

CHRONOLOGY

MINOR LEAGUES

AMERICAN LEAGUE STANDINGS

OVERVIEW

STAFF

PLAYERS 1

PLAYERS 2

40-MAN ROSTER

2018 REVIEW

OPPONENTS

CHRONOLOGY

MINOR LEAGUES

FINAL STANDINGS

Central	W-L	PCT	GB
Cleveland	91-71	.562	—
Minnesota	78-84	.481	13.0
Detroit	64-98	.395	27.0
Chicago	62-100	.383	29.0
Kansas City	58-104	.358	33.0

East	W-L	PCT	GB
Boston	108-54	.667	—
New York	100-62	.617	8.0
Tampa Bay	90-72	.556	18.0
Toronto	73-89	.451	35.0
Baltimore	47-115	.358	33.0

West	W-L	PCT	GB
Houston	103-59	.562	—
Oakland	97-65	.599	6.0
Seattle	89-73	.549	14.0
Los Angeles	80-82	.494	23.0
Texas	67-95	.414	36.0

THROUGH APRIL

Central	W-L	PCT	GB
Cleveland	15-12	.556	—
Detroit	11-16	.407	4.0
Minnesota	9-15	.375	4.5
Chicago	8-18	.308	6.5
Kansas City	7-21	.250	8.5

East	W-L	PCT	GB
Boston	21-7	.750	—
New York	18-10	.643	3.0
Toronto	16-12	.571	5.0
Tampa Bay	13-14	.481	7.5
Baltimore	8-20	.286	13.0

West	W-L	PCT	GB
Houston	20-10	.667	—
Seattle	16-11	.593	2.5
Los Angeles	16-12	.571	3.0
Oakland	14-14	.500	5.0
Texas	11-19	.367	9.0

THROUGH JULY

Central	W-L	PCT	GB
Cleveland	58-48	.547	—
Minnesota	49-57	.462	9.0
Detroit	46-62	.426	13.0
Chicago	37-69	.349	21.0
Kansas City	33-73	.311	25.0

East	W-L	PCT	GB
Boston	75-34	.688	—
New York	68-37	.648	5.0
Tampa Bay	54-53	.505	20.0
Toronto	48-58	.453	25.5
Baltimore	32-75	.299	42.0

West	W-L	PCT	GB
Houston	68-41	.624	—
Seattle	63-44	.589	4.0
Oakland	63-46	.578	5.0
Los Angeles	54-54	.500	13.5
Texas	46-63	.422	22.0

FIRST-HALF STANDINGS

Central	W-L	PCT	GB
Cleveland	52-43	.547	—
Minnesota	44-50	.468	7.5
Detroit	41-57	.418	12.5
Chicago	33-62	.347	19.0
Kansas City	27-68	.284	25.0

East	W-L	PCT	GB
Boston	68-30	.694	—
New York	62-33	.653	4.5
Tampa Bay	49-47	.510	18.0
Toronto	43-52	.453	23.5
Baltimore	28-69	.289	39.5

West	W-L	PCT	GB
Houston	64-35	.646	—
Seattle	58-39	.598	5.0
Oakland	55-42	.567	8.0
Los Angeles	49-48	.505	14.0
Texas	41-56	.423	22.0

THROUGH MAY

Central	W-L	PCT	GB
Cleveland	30-25	.545	—
Detroit	26-30	.464	4.5
Minnesota	22-30	.423	6.5
Kansas City	20-36	.357	10.5
Chicago	16-37	.302	13.0

East	W-L	PCT	GB
Boston	39-18	.684	—
New York	35-17	.673	1.5
Tampa Bay	28-27	.509	10.0
Toronto	20-36	.357	10.5
Baltimore	17-39	.304	21.5

West	W-L	PCT	GB
Houston	36-22	.621	—
Seattle	34-22	.607	1.0
Los Angeles	30-27	.526	5.5
Oakland	29-28	.509	6.5
Texas	24-35	.407	12.5

THROUGH AUGUST

Central	W-L	PCT	GB
Cleveland	77-57	.575	—
Minnesota	63-71	.470	14.0
Chicago	54-81	.400	21.0
Detroit	54-81	.400	13.0
Kansas City	43-91	.321	34.0

East	W-L	PCT	GB
Boston	93-43	.684	—
New York	85-50	.630	7.5
Tampa Bay	71-63	.530	21.0
Toronto	61-73	.455	31.0
Baltimore	40-95	.296	52.5

West	W-L	PCT	GB
Houston	82-53	.607	—
Oakland	81-55	.596	1.5
Seattle	75-60	.556	7.0
Los Angeles	66-69	.489	16.0
Texas	58-77	.430	24.0

SECOND-HALF STANDINGS

Central	W-L	PCT	GB
Cleveland	39-28	.582	—
Minnesota	34-34	.500	5.5
Kansas City	31-36	.463	8.0
Chicago	29-38	.433	10.0
Detroit	23-41	.359	14.5

East	W-L	PCT	GB
Boston	40-24	.625	—
Tampa Bay	41-25	.621	—
New York	38-29	.567	3.5
Toronto	30-37	.448	11.5
Baltimore	19-46	.292	21.5

West	W-L	PCT	GB
Oakland	42-23	.646	—
Houston	39-24	.619	2.0
Los Angeles	31-34	.477	11.0
Seattle	31-34	.477	11.0
Texas	26-39	.400	16.0

THROUGH JUNE

Central	W-L	PCT	GB
Cleveland	44-37	.543	—
Minnesota	35-44	.443	8.0
Detroit	36-48	.429	9.5
Chicago	28-54	.341	16.5
Kansas City	25-57	.305	19.5

East	W-L	PCT	GB
Boston	56-28	.667	—
New York	53-27	.663	1.0
Tampa Bay	41-41	.500	14.0
Toronto	39-43	.476	16.0
Baltimore	23-59	.280	32.0

West	W-L	PCT	GB
Houston	55-30	.647	—
Seattle	53-31	.631	1.5
Oakland	46-38	.548	8.5
Los Angeles	43-41	.512	11.5
Texas	38-46	.452	16.5

THROUGH SEPTEMBER

Central	W-L	PCT	GB
Cleveland	91-71	.562	—
Minnesota	78-84	.481	13.0
Detroit	64-98	.395	27.0
Chicago	62-100	.383	29.0
Kansas City	58-104	.358	33.0

East	W-L	PCT	GB
Boston	108-54	.667	—
New York	100-62	.617	8.0
Tampa Bay	90-72	.556	18.0
Toronto	73-89	.451	35.0
Baltimore	47-115	.358	33.0

West	W-L	PCT	GB
Houston	103-59	.562	—
Oakland	97-65	.599	6.0
Seattle	89-73	.549	14.0
Los Angeles	80-82	.494	23.0
Texas	67-95	.414	36.0

2018 DAY-BY-DAY

No.	Date	H/R	D/N	W/L	Final Score	Winning Pitcher	Losing Pitcher	Rec.	Pos. GA-GB	Attendance Game	Cum.	Time
1	3/29	R/D	W		Sox 14 , K.C. 7	Shields	Duffy	1-0	1/+0.5	36,517		3:26
2	3/31	R/N	W		Sox 4 , K.C. 3	Farquhar (R)	Maurer (R)	2-0	1/+1.0	17,564		2:54
	4/1	R/D			at Kansas City	Ppd. due to cold/snow; rescheduled as part of a split doubleheader on 4/28						
3	4/2	R/N	L		Tor. 4, Sox 2	Oh (R)	Farquhar (R)	2-1	1/+0.5	16,629		2:51
4	4/3	R/N	L		Tor. 14, Sox 5	Happ	González	2-2	T1/-	17,451		3:27
5	4/4	R/N	W		Sox 4 , Tor. 3	Jones (R)	Tepera (R)	3-2	T1/-	17,268		2:56
6	4/5	H/D	L		Det. 9, Sox 7 (10)	Jiménez (R)	Infante (R)	3-3	2/-1.0	33,318	33,318	4:03
7	4/7	H/D	L		Det. 6, Sox 1	Fulmer	Giolito	3-4	T2/-1.0	16,625	49,943	3:39
8	4/8	H/D	L		Det 1, Sox 0	Fiers	López	3-5	4/-1.5	11,131	61,074	2:38
9	4/9	H/N	L		T.B. 5, Sox 4	Archer	González	3-6	5/-1.5	10,377	71,451	3:47
10	4/10	H/D	L		T.B. 6, Sox 5	Snell	Fulmer	3-7	5/-2.5	10,069	81,520	3:44
11	4/11	H/D	W		Sox 2 , T.B. 1	Rondón (R)	Pruitt (R)	4-7	T3/-2.5	10,431	91,951	3:02
12	4/12	R/N	L		Min. 4, Sox 0	Berríos	Giolito	4-8	T3/-3.5	15,474		2:55
	4/13	R/N			at Minnesota	Ppd. due to cold/snow; rescheduled as part of a straight doubleheader on 6/5						
	4/14	R/D			at Minnesota	Ppd. due to cold/snow; rescheduled as part of a split doubleheader on 9/28						
	4/15	R/D			at Minnesota	Ppd. due to cold/snow; rescheduled for 8/20						
13	4/16	R/N	L		Oak. 8, Sox 1	Mengden	López	4-9	T3/-4.0	7,479		2:56
14	4/17	R/N	L		Oak. 10, Sox 2	Cahill	González	4-10	4/-4.5	46,028		2:56
15	4/18	R/D	L		Oak. 12, Sox 11 (14)	Trivino (R)	Shields (R)	4-11	4/-5.0	13,321		5:48
16	4/20	H/N	L		Hou. 10, Sox 0	Verlander	Shields	4-12	4/-5.0	14,211	106,162	3:04
17	4/21	H/N	L		Hou. 10, Sox 1	Keuchel	Giolito	4-13	4/-5.5	23,902	130,064	3:13
18	4/22	H/D	L		Hou. 7, Sox 1	McCullers	Bummer (R)	4-14	5/-6.5	17,167	147,231	3:20
19	4/23	H/N	W		Sox 10 , Sea. 4	Fulmer	Leake	5-14	4/-6.5	13,614	160,845	2:56
20	4/24	H/D	L		Sea. 1, Sox 0	Gonzales	Volstad	5-15	4/-6.5	10,761	171,606	2:52
21	4/25	H/D	L		Sea. 4, Sox 3	Hernández	Shields	5-16	4/-7.5	11,417	183,023	2:57
22	4/26	R/N	W		Sox 6 , K.C. 3	Giolito	Junis	6-16	4/-6.5	18,315		3:08
23	4/27	R/N	W		Sox 7 , K.C. 4 (11)	Infante (R)	Hill (R)	7-16	4/-6.5	15,395		3:34
24	4/28	R/D	W		Sox 8 , K.C. 0	Fulmer	Oaks	8-16	4/-6.0	16,971		2:49
25		R/N	L		K.C. 5, Sox 2	Skoglund	Covey	8-17	4/-6.0	16,070		2:39
26	4/29	R/D	L		K.C. 5, Sox 4	McCarthy (R)	Rondón (R)	8-18	4/-6.0	23,892		3:19
MARCH/APRIL TOTALS: 8-18												
27	5/1	R/N	L		St. L. 3, Sox 2	Norris (R)	Soria (R)	8-19	4/-6.5	38,000		2:56
28	5/2	R/D	L		St. L. 3, Sox 2	Martínez	Giolito	8-20	4/-7.5	37,298		2:37
29	5/3	H/N	W		Sox 6 , Min. 5	Jones (R)	Reed (R)	9-20	4/-7.0	13,260	196,283	2:54
30	5/4	H/N	L		Min. 6, Sox 4	Berríos	Fulmer	9-21	5/-7.0	15,935	212,218	3:19
31	5/5	H/N	L		Min. 8, Sox 4	Lynn	Santiago	9-22	5/-7.0	23,765	235,983	3:23
32	5/6	H/D	L		Min. 5, Sox 3	Duke	Rondón (R)	9-23	5/-7.0	17,424	253,407	2:56
33	5/8	H/N	L		Pit. 10, Sox 6	Glasnow (R)	Volstad (R)	9-24	5/-7.0	12,871	266,278	3:53
34	5/9	H/D	L		Pit. 6, Sox 5	Rodríguez (R)	Jones (R)	9-25	5/-8.0	12,476	278,745	2:46
35	5/11	R/D	L		Cubs 11, Sox 2	Chatwood	Fulmer	9-26	5/-8.0	39,585		3:45
36	5/12	R/D	L		Cubs 8, Sox 4	Lester	Shields	9-27	5/-9.0	41,099		3:20
37	5/13	R/D	W		Sox 5 , Cubs 3	Giolito	Hendricks	10-27	5/-9.0	40,537		2:47
38	5/15	R/N	L		Pit. 7, Sox 0	Williams	López	10-28	5/-8.5	11,847		3:03
39	5/16	R/D	L		Pit. 3, Sox 2	Santana (R)	Soria (R)	10-29	5/-9.5	20,286		2:45
40	5/17	H/N	W		Sox 4 , Tex. 2	Avilán (R)	Leclerc (R)	11-29	5/-9.0	17,666	296,411	2:54
41	5/18	H/N	L		Tex. 12, Sox 5	Chavez (R)	Fulmer	11-30	5/-9.0	16,373	312,784	3:52
42	5/19	H/N	W		Sox 5 , Tex. 3	Giolito	Jurado	12-30	5/-9.0	25,611	338,395	2:58
43	5/20	H/D	W		Sox 3 , Tex. 0	López	Minor	13-30	4/-8.0	16,829	355,224	2:28
44	5/21	H/N	L		Bal. 3, Sox 2	Cashner	Santiago	13-31	4/-8.5	11,628	366,852	3:02
45	5/22	H/N	W		Sox 3 , Bal. 2	Rondón (R)	Givens (R)	14-31	4/-8.5	12,590	379,442	3:03
46	5/23	H/N	W		Sox 11 , Bal. 1	Covey	Cobb	15-31	4/-8.5	17,056	396,498	2:54
47	5/24	H/D	L		Bal. 9, Sox 3	Bundy (C)	Giolito	15-32	5/-8.5	19,147	415,645	3:00
48	5/25	R/N	L		Det. 5, Sox 4	Farmer (R)	Rondón (R)	15-33	5/-8.5	24,648		2:51
49	5/26	R/D	W		Sox 8 , Det. 4	Santiago	Liriano	16-33	5/-8.5	27,032		3:16
50	5/27	R/D	L		Det. 3, Sox 2	Hardy	Shields	16-34	5/-9.5	23,419		2:17
51	5/28	R/D	L		Cle. 9, Sox 6	Plutko	Volstad (R)	16-35	5/-10.5	23,729		3:12
52	5/29	R/N	L		Cle. 7, Sox 3	Clevinger	Giolito	16-36	5/-11.5	30,441		2:58
53	5/30	R/D	L		Cle. 9, Sox 1	Kluber	López	16-37	5/-12.5	17,930		3:09
MAY TOTALS: 8-19												

OVERVIEW

STAFF

PLAYERS 1

PLAYERS 2

40-MAN ROSTER

2018 REVIEW

OPPONENTS

CHRONOLOGY

MINOR LEAGUES

2018 DAY-BY-DAY

	OVERVIEW												
	No.	Date	H/R	D/N	W/L	Final Score	Winning Pitcher	Losing Pitcher	Pos.	Attendance		Time	
	55	6/2	H/D	L	Mil. 5, Sox 0	Chacín	Shields	17-38	5/-12.0	29,281	464,903	2:52	
	56	6/3	H/D	W	Sox 6 , Mil. 1	Volstad (R)	Suter	18-38	5/-11.0	25,338	490,241	2:53	
	57	6/5	R/D	L	Min. 5, Sox 2	Duffey (R)	Jones (R)	18-39	5/-11.5	26,261		2:37	
	58		R/D	W	Sox 6 , Min. 3	Giolito	Littell	19-39	5/-11.5	26,261		3:07	
	59	6/6	R/N	W	Sox 5 , Min. 2	Santiago	Odorizzi	20-39	4/-11.5	20,393		3:27	
	60	6/7	R/D	L	Min. 7, Sox 2	Berríos	Shields	20-40	4/-12.0	21,469		2:14	
	61	6/8	R/N	W	Sox 1 , Bos. 0	Covey	Sale	21-40	4/-12.0	36,593		2:24	
	62	6/9	R/D	L	Bos. 4, Sox 2	Price	Rodón	21-41	4/-12.0	36,675		2:48	
	63	6/10	R/D	W	Sox 5 , Bos. 2	López	Porcello	22-41	4/-12.0	36,998		3:15	
	64	6/11	H/N	L	Cle. 4, Sox 0	Carrasco	Giolito	22-42	4/-13.0	13,125	503,366	2:59	
	65	6/12	H/N	W	Sox 5 , Cle. 1	Shields	Plutko	23-42	4/-12.0	12,357	515,723	2:57	
	66	6/13	H/N	W	Sox 3 , Cle. 2	Covey	Bauer	24-42	4/-11.0	19,390	535,113	2:31	
	67	6/14	H/D	L	Cle. 5, Sox 2	Clevinger	Volstad (R)	24-43	4/-12.0	17,183	552,296	2:52	
	68	6/15	H/N	L	Det. 4, Sox 3	Farmer (R)	Minaya (R)	24-44	4/-12.0	22,813	575,109	3:23	
	69	6/16	H/D	L	Det. 7, Sox 5	Farmer (R)	Fry (R)	24-45	4/-12.0	23,195	598,304	3:03	
	70	6/17	H/D	L	Det. 3, Sox 1	Hardy	Shields	24-46	4/-13.0	26,746	625,050	2:59	
	71	6/18	R/N	L	Cle. 6, Sox 2	Bauer	Covey	24-47	4/14.0	17,271		3:02	
	72	6/19	R/N	L	Cle. 6, Sox 3	Clevinger	Rodón	24-48	4/15.0	20,394		2:46	
	73	6/20	R/D	L	Cle. 12, Sox 0	Kluber	López	24-49	4/-16.0	23,101		3:06	
	74	6/21	H/N		vs. Oakland	Ppd. due to rain; rescheduled as part of a straight doubleheader on 6/22							
	75	6/22	H/D	L	Oak. 11, Sox 2	Manaea	Shields	24-50	4/-16.5			3:11	
	76	6/23	H/D	W	Sox 6 , Oak. 4	Giolito	Bassitt	25-50	4/-16.5	18,323	643,373	2:47	
	77	6/24	H/D	L	Oak. 7, Sox 6	Trivino (R)	Minaya (R)	25-51	4/-17.5	20,457	663,830	3:28	
	78	6/25	H/D	W	Sox 10 , Oak. 3	Rodón	Blackburn	26-51	4/-17.5	21,908	685,738	2:42	
	79	6/26	H/N	W	Sox 8 , Min. 4	López	Lynn	27-51	4/-16.0	16,276	702,014	3:16	
	80	6/27	H/N	W	Sox 6 , Min. 1	Shields	Gibson	28-51	4/-16.0	19,466	721,480	2:56	
	81	6/28	H/D	L	Min. 2, Sox 1 (13)	Busenitz (R)	Santiago (R)	28-52	4/-16.5	21,610	743,090	4:51	
	82	6/29	R/N	L	Tex. 11, Sox 3	Gallardo	Covey	28-53	4/-16.5	28,156		2:47	
	83	6/30	R/N	L	Tex. 13, Sox 4	Colón	Rodón	28-54	4/-16.5	28,138		3:28	
	JUNE RECORD: 12-17												
	83	7/1	R/D	W	Sox 10 , Tex. 5	López	Hamels	29-54	4/-16.5	22,684		3:16	
	84	7/2	R/N	L	Cin. 5, Sox 3	Floro (R)	Volstad (R)	29-55	4/-17.5	16,727		3:19	
	85	7/3	R/N	W	Sox 12 , Cin. 8 (12)	Santiago (R)	Stephens (R)	30-55	4/-17.5	22,742		4:36	
	86	7/4	R/N	L	Cin. 7, Sox 4	Romano	Covey	30-56	4/-18.5	24,442		3:22	
	87	7/5	R/N	L	Hou. 4, Sox 3	Smith (R)	Soria (R)	30-57	4/-19.0	34,955		3:05	
	88	7/6	R/N	L	Hou. 11, Sox 4	McCullers Jr.	López	30-58	4/-20.0	38,153		2:55	
	89	7/7	R/D	L	Hou. 12, Sox 6	Morton	Shields	30-59	4/-20.0	39,568		3:19	
	90	7/8	R/D	L	Hou. 2, Sox 1	Keuchel	Giolito	30-60	4/-20.0	41,654		2:28	
	91	7/10	H/N	L	St. L. 14, Sox 2	Mikolas	Covey	30-61	4/-19.5	23,245	766,335	3:10	
	92	7/11	H/N	W	Sox 4 , St. L. 0	Rodón	Weaver	31-61	4/-19.5	26,319	792,654	2:46	
	93	7/13	H/N	W	Sox 9 , K.C. 6	Shields	Keller	32-61	4/-19.0	19,361	812,015	3:34	
	94	7/14	H/D	L	K.C. 5, Sox 0	Duffy	López	32-62	4/-19.0	20,159	832,174	2:47	
	95	7/15	H/D	W	Sox 10 , K.C. 1	Giolito	Smith	33-62	4/-19.0	23,434	855,608	2:39	
	ALL-STAR BREAK RECORD: 33-62												
	54	6/1	H/N	W	Sox 8 , Mil. 3	Avilán (R)	Anderson	17-37	5/-12.0	20,004	435,622	3:00	
	96	7/20	R/N	L	Sea. 3, Sox 1	LeBlanc	Shields	33-63	4/-20.0	43,331		2:37	
	97	7/21	R/N	W	Sox 5 , Sea. 0	Covey	Hernández	34-63	4/-20.0	38,186		2:28	
	98	7/22	R/D	L	Sea. 8, Sox 2	Gonzales	López	34-64	4/-20.0	38,207		2:53	
	99	7/23	R/N	W	Sox 5 , LAA 3	Giolito	Barria	35-64	4/-19.0	35,285		3:36	
	100	7/24	R/N	W	Sox 4 , LAA 2	Rodón	Peña	36-64	4/-18.0	33,937		2:58	
	101	7/25	R/N	L	LAA 11, Sox 3	Skaggs	Shields	36-65	4/-19.0	34,321		3:03	
	102	7/26	R/D	L	LAA 12, Sox 8	Tropeano	Covey	36-66	4/-19.5	33,826		3:29	
	103	7/27	H/N	L	Tor. 10, Sox 5	Stroman	López	36-67	4/-20.5	20,524	876,132	3:05	
	104	7/28	H/N	W	Sox 9 , Tor. 5	Minaya (R)	Tepera (R)	37-67	4/-19.5	29,442	905,574	3:11	
	105	7/29	H/D	L	Tor. 7, Sox 4	Santos (R)	Fry (R)	37-68	4/-20.5	23,836	929,410	2:57	
	106	7/31	H/N	L	K.C. 5, Sox 2	Duffy	Shields	37-69	4/-21.0	15,250	944,660	3:10	
	JULY TOTALS: 9-15												

2018 DAY-BY-DAY

No.	Date	H/R		Final Score	Winning	Losing	Rec.	Pos.	Attendance		Time
		D/N	W/L		Pitcher	Pitcher			Game	Cum.	
107	8/1	H/N	L	K.C. 10, Sox 5	Junis	Covey	37-70	4/-22.0	18,019	962,660	3:01
108	8/2	H/D	W	Sox 6, K.C. 4	Cedeño (R)	Adam (R)	38-70	4/-21.5	19,682	982,342	2:52
109	8/3	R/N	W	Sox 3, T.B. 2 (10)	Danish (R)	Alvarado (R)	39-70	4/-20.5	16,144		3:33
110	8/4	R/N	W	Sox 2, T.B. 1	Cedeño (R)	Chirinos (R)	40-70	4/-20.5	21,214		2:43
111	8/5	R/D	W	Sox 8, T.B. 7	Santiago (R)	Castillo (R)	41-70	4/-20.5	14,379		3:38
112	8/6	H/N	L	NY Yankees 7, Sox 0	Lynn	Covey	41-71	4/-21.5	22,084	1,004,426	2:59
113	8/7	H/N	L	NY Yankees 4, Sox 3 (13)	Gray (R)	Avilán (R)	41-72	4/-21.5	19,463	1,023,889	4:26
114	8/8	H/N	L	NY Yankees 7, Sox 3	Severino	Giolito	41-73	4/-22.5	27,038	1,050,927	3:05
115	8/10	H/N	W	Sox 1, Cle. 0	Fry (R)	Ramírez (R)	42-73	4/-22.0	18,772	1,069,699	2:46
116	8/11	H/N	L	Cle. 3, Sox 1	Bauer	Shields	42-74	4/-23.0	28,061	1,097,760	2:53
117	8/12	H/D	L	Cle. 9, Sox 7	Carrasco	Covey	42-75	4/-24.0	23,853	1,121,613	3:31
118	8/13	R/N	L	Det. 9, Sox 5	Coleman (R)	Gómez (R)	42-76	4/-25.0	20,964		3:35
119	8/14	R/N	W	Sox 6, Det. 3	Giolito	Hardy	43-76	4/-25.0	20,661		3:01
120	8/15	R/D	W	Sox 6, Det. 5	Rodón	Zimmermann	44-76	4/-25.0	23,784		2:54
121	8/17	H/N	W	Sox 9, K.C. 3	Shields	Hill (R)	45-76	4/-25.0	24,556	1,145,169	2:57
122	8/18	H/N	L	K.C. 3, Sox 1	Keller	Covey	45-77	4/-25.0	19,018	1,165,187	3:06
123	8/19	H/D	W	Sox 7, K.C. 6	Santiago (R)	Flynn (R)	46-77	4/-25.0	22,033	1,187,220	3:11
124	8/20	R/N	W	Sox 8, Min. 5	Giolito	Gonsalves	47-77	4/-25.0	23,431		3:24
125	8/21	H/N	L	Min. 5, Sox 2	May (R)	Covey (R)	47-78	4/-26.0	23,133	1,210,353	3:16
126	8/22	H/D	W	Sox 7, Min. 3	Rodón	Gibson	48-78	4/-25.0	15,160	1,225,513	3:06
127	8/23	R/D	L	Det. 7, Sox 2	Boyd	Shields	48-79	4/-25.0	22,247		2:47
128	8/24	R/N	W	Sox 6, Det. 3	Vieira (R)	Jiménez (R)	49-79	4/-24.0	23,191		3:28
129	8/25	R/N	W	Sox 6, Det. 1	Giolito	Carpenter	50-79	4/-23.0	26,183		2:41
130	8/26	R/D	W	Sox 7, Det. 2	Kopech	Zimmermann	51-79	4/-23.0	34,036		3:03
131	8/27	R/N	W	Sox 6, NY Yankees 2	Rodón	Tanaka	52-79	4/-22.5	41,456		3:02
132	8/28	R/N	L	NY Yankees 5, Sox 4	Betances (R)	Covey (R)	52-80	4/-23.5	40,015		3:03
133	8/29	R/N	W	Sox 4, NY Yankees 1	López	Sabathia	53-80	4/-22.5	40,887		2:55
134	8/30	H/N	L	Bos. 9, Sox 4	Brasier (R)	Vieira (R)	53-81	4/-23.5	18,015	1,243,528	3:37
135	8/31	H/N	W	Sox 6, Bos. 1	Covey (R)	Eovaldi	54-81	3/-23.5	23,625	1,267,153	2:53
AUGUST RECORD: 17-12											
136	9/1	H/N	L	Bos. 6, Sox 1	Rodriguez	Rodón	54-82	3/-23.5	22,639	1,289,792	2:56
137	9/2	H/D	W	Sox 8, Bos. 0	Shields	Johnson	55-82	3/-22.5	30,745	1,320,537	3:12
138	9/3	H/D	W	Sox 4, Det. 2	Fry (R)	Greene (R)	56-82	3/-21.5	15,540	1,336,077	1:10
139	9/4	H/N	L	Det. 8, Sox 3	Liriano	Giolito	56-83	T3/-22.5	13,012	1,349,089	3:26
140	9/5	H/N	L	Det. 10, Sox 2	Zimmermann	Kopech	56-84	4/-24.0	16,036	1,365,125	3:17
141	9/7	H/N	L	LAA 5, Sox 2	Peña	Rodón	56-85	4/-24.0	18,236	1,383,361	2:55
142	9/8	H/N	L	LAA 12, Sox 3	Shoemaker	Shields	56-86	4/-25.0	27,146	1,410,507	3:45
143	9/9	H/D	L	LAA 1, Sox 0	Heaney	Hamilton (R)	56-87	4/-25.0	24,020	1,434,527	3:17
144	9/10	R/N	L	K.C. 4, Sox 3 (10)	Newberry (R)	Gómez (R)	56-88	4/-25.0	17,809		2:51
145	9/11	R/N	L	K.C. 6, Sox 3	Keller	Covey	56-89	4/-26.0	17,613		2:55
146	9/12	R/N	W	Sox 4, K.C. 2 (12)	Minaya (R)	Smith (R)	57-89	4/-25.0	17,840		3:53
147	9/14	R/N	W	Sox 8, Bal. 6	Shields	Ortiz	58-89	4/-24.0	18,265		3:35
148	9/15	R/N	W	Sox 2, Bal. 0	López	Ramírez	59-89	4/-24.0	23,266		2:52
149	9/16	R/D	L	Bal. 8, Sox 4	Meisinger (R)	Giolito	59-90	4/-24.0	19,104		3:27
150	9/18	R/N	L	Cle. 5, Sox 3	Kluber	Rodón	59-91	4/-25.0	19,277		2:55
151	9/19	R/N	L	Cle. 4, Sox 1	Pérez (R)	Frare (R)	59-92	4/-26.0	18,263		3:12
152	9/20	R/N	W	Sox 5, Cle. 4 (11)	Santiago (R)	Cimber (R)	60-92	4/-25.0	19,457		4:23
153	9/21	H/D	W	Sox 10, Cubs 4	López	Quintana	61-92	4/-24.0	34,027	1,458,554	3:33
154	9/22	H/N	L	Cubs 8, Sox 3	Lester	Giolito	61-93	4/-25.0	*39,724	1,508,278	3:25
155	9/23	H/D	L	Cubs 6, Sox 1	Hendricks	Rodón	61-94	4/-26.0	*39,449	1,547,727	3:08
156	9/24	H/N	L	Cle. 4, Sox 0	Kluber	Hamilton (R)	61-95	4/-27.0	18,217	1,565,944	2:53
157	9/25	H/N	W	Sox 5, Cle. 4	Hamilton (R)	Carrasco (R)	62-95	4/-26.0	17,040	1,582,984	3:10
158	9/26	H/N	L	Cle. 10, Sox 2	Bieber	Fry	62-96	4/-26.5	25,598	1,608,582	3:47
159	9/28	R/D	L	Min. 2, Sox 1	Berríos	López	62-97	4/-27.0	20,245		2:45
160		R/N	L	Min. 12, Sox 4	De Jong	Giolito	62-98	4/-28.0	28,191		3:02
161	9/29	R/N	L	Min. 8, Sox 3	Gibson	Rodón	62-99	4/-28.0	32,717		3:20
162	9/30	R/D	L	Min. 5, Sox 4	Vasquez (R)	Covey	62-100	4/-29.0	30,144		2:56

SEPTEMBER TOTALS: 8-19

OVERVIEW

STAFF

PLAYERS 1

PLAYERS 2

40-MAN ROSTER

2018 REVIEW

OPPONENTS

CHRONOLOGY

MINOR LEAGUES

2018 SINGLE-GAME HIGHS

OVERVIEW

WHITE SOX

Runs, Game	14, 3/29 at Kansas City
Runs, Inning	7, 8/17 vs. Kansas City (7th)
Hits, Game	19, 9/21 vs. Cubs
Hits, Inning	7, 2x, last 8/19 vs. Kansas City (4th)
Doubles	5, last 7/1 at Texas
Triples	2, 6x, last 7/3 at Cincinnati
Home Runs	6, 2x, last 7/26 at Los Angeles-AL
Extra-Base Hits	9, 3/29 at Kansas City
Stolen Bases	5, 4/18 at Oakland
Left On Base	14, 9/20 at Cleveland
Errors	4, 4/16 at Oakland
Strikeouts	20, 8/7 vs. New York-AL
Walks	7, 3x, last 5/11 at Cubs

STAFF

PLAYERS 1

OPPONENTS

Runs, Game	14, 2x, last 7/10 vs. St. Louis
Runs, Inning	7, 5x, last 7/10 vs. St. Louis (6th)
Hits, Game	17, 3x, last 9/8 vs. Los Angeles-AL
Home Runs	5, 2x, last 7/27 vs. Toronto
Stolen Bases	5, 5/13 at Cubs
Strikeouts	16, 2x, last 9/4 vs. Detroit
Walks	12, 4/18 at Oakland

PLAYERS 2

INDIVIDUAL HITTING

Longest Hitting Streak	14 games, A. García, 4/22-7/4
Hits	4, 5x, last A. García, 7/1 at Texas
Doubles	2, 14x, last Moncada, 9/29 at Minnesota
Triples	2, 2x, last Delmonico, 7/27 vs. Toronto
Home Runs	3, Davidson, 3/29 at Kansas City
Consecutive Games w/HR	3 games, 2x, last Palka, 9/16-19
Runs Batted In	6, Moncada, 6/24 vs. Oakland
Strikeouts	4, 8x, last Moncada, 6/28 vs. Minnesota
Walks	3, Davidson, 4/10 vs. Tampa Bay

40-MAN ROSTER

INDIVIDUAL PITCHING

Innings Pitched, Starter	8.1, Covey, 7/21 at Seattle
Innings Pitched, Reliever	4.0, 2x, last Santiago, 8/19 vs. Kansas City
Strikeouts, Starter	10, 2x, López, 9/9 vs. Los Angeles-AL
Strikeouts, Reliever	7, Santiago, 9/28-2 at Minnesota
Consecutive Scoreless IP, Starter	15.1, Rodón, 7/5-24
Consecutive Scoreless IP, Reliever	15.1, Soria, 5/30-7/3
Consecutive Scoreless Relief Appearances	15, Soria, 5/30-7/3
Consecutive Hitters Retired	16, Shields, 5/6 vs. Minnesota
Consecutive Hitters Retired, Starter	16, Shields, 5/6 vs. Minnesota
Longest Winning Streak, Starter	5 games, Rodón, 7/11-8/27

2018 REVIEW

OPPONENTS

TEAM MISCELLANEOUS

Most Games Over .500	2, 2x, last 4/1
Most Games Under .500	38, 9/30
Largest Division Lead	1.0 game, 2x, last 3/31
Largest Division Deficit	29.0 games, 9/30
Longest Winning Streak	4 games, 2x, last 8/24-27
Longest Losing Streak	8 games, 6/14-22-1
Longest Home Winning Streak	3 games, 6/24-27
Longest Home Losing Streak	5 games, 4x, last 9/4-9
Longest Road Winning Streak	4 games, 4x, 8/24-27
Longest Road Losing Streak	6 games, 2x, last 7/4-20
Longest Game, Time	5:48, 4/18 at Oakland (14 innings)
Shortest Game, Time	2:14, 6/7 at Minnesota
Largest Margin of Victory	10, 5/23 vs. Baltimore
Largest Margin of Defeat	12, 2x, last 7/10 vs. St. Louis
Largest Deficit Overcome	6, 8/19 vs. Kansas City
Largest Lead Surrendered	5, 2x, last 6/23 vs. Oakland

CHRONOLOGY

MINOR LEAGUES

2018 SINGLE-GAME HIGHS

SERIES RECORD

Two-Game	3-3-2
Three-Game	8-24
Four-Game	2-3-5
First Game	18-34
Second Game	19-32
Third Game	21-25
Fourth Game	4-8
Fifth Game	0-1

DAYS IN

First Place	7
Second Place	3
Third Place	12
Fourth Place	129
Fifth Place	36

RECORD BY MONTH

March/April	8-18
May	8-19
June	12-17
July	9-15
August	17-12
September	8-19

RECORD BY DAY

Monday	5-12
Tuesday	8-18
Wednesday	11-14
Thursday	6-10
Friday	12-14
Saturday	9-18
Sunday	11-14

GAME-ENDING HOME RUNS (CAREER)

Trayce Thompson (3)	5/3 vs. Minnesota (9th)
Daniel Palka (1)	8/10 vs. Cleveland (9th)
Matt Davidson (2)	9/3 vs. Detroit (9th)

GAME-ENDING PLAYS (NON-HR)

Dan Palka (single)	9/25 vs. Cleveland (9th)
--------------------------	--------------------------

GRAND SLAMS (CAREER)

Yoán Moncada (1)	4/18 at Oakland
------------------------	-----------------

MULTIHOME GAMES (CAREER)

Tim Anderson (1)	3/29 at Kansas City
Matt Davidson-3 HR (1)	3/29 at Kansas City
Wellington Castillo (6)	4/2 at Toronto
José Abreu (12)	4/23 vs. Seattle
Matt Davidson (2)	4/26 at Kansas City
Matt Davidson (3)	4/27 at Kansas City
Tim Anderson (2)	5/5 vs. Minnesota
Wellington Castillo (7)	5/8 vs. Pittsburgh
Tim Anderson (3)	5/26 at Detroit
Avisaíl García (7)	7/3 at Cincinnati
Daniel Palka (1)	7/3 at Cincinnati
Daniel Palka (2)	7/26 at Los Angeles-AL
José Abreu (13)	7/26 at Los Angeles-AL
Avisaíl García (8)	8/5 at Tampa Bay
Daniel Palka (3)	9/16 at Baltimore

BACK-TO-BACK HOME RUNS

Abreu/Davidson	3/29 at Kansas City (4th)
Skole/Anderson	5/28 at Cleveland (4th)
Palka/Engel	6/3 vs. Milwaukee (6th)
Moncada/Sánchez	6/12 vs. Cleveland (1st)
A. García/Palka	7/3 at Cincinnati (6th)
A. García/Palka	7/6 at Houston (9th)
A. García/Palka	7/26 at Los Angeles-AL (7th)

PINCH-HIT HOME RUNS (CAREER)

Daniel Palka (1)	6/3 vs. Milwaukee (6th)
Daniel Palka (2)	7/29 vs. Toronto (9th)
Daniel Palka (3)	8/2 vs. Kansas City (8th)
Daniel Palka (4)	9/21 vs. Cubs (6th)

LEADOFF HOME RUNS (CAREER)

Yoán Moncada (1)	4/25 vs. Seattle
Yoán Moncada (2)	4/26 at Kansas City
Tim Anderson (5)	4/28-2 at Kansas City
Yoán Moncada (3)	6/5-1 at Minnesota
Yoán Moncada (4)	6/12 vs. Cleveland
Yoán Moncada (5)	8/1 vs. Kansas City
Nicky Delmonico (1)	9/3 vs. Detroit

WHITE SOX STARTS BY BATTING ORDER (W-L)

- 1st (7)** — Moncada (37-60), Anderson (12-22), Sánchez (7-8), Delmonico (3-5), L. García (0-4), Engel (2-1), LaMarre (1-0)
- 2nd (10)** — Sánchez (38-58), A. García (8-19), L. García (4-9), Anderson (5-3), J. Rondón (4-4), Delmonico (1-5), Moncada (2-0), LaMarre (0-1), Narváez (0-1), Palka (0-1)
- 3rd (9)** — Abreu (48-79), A. García (9-10), Palka (2-6), Castillo (0-2), Davidson (1-1), Delmonico (0-1), Narváez (1-0), Sánchez (1-0), Smith (0-1)
- 4th (10)** — Palka (28-34), Davidson (15-29), A. García (9-17), Delmonico (5-14), Castillo (2-2), J. Rondón (2-1), Narváez (0-1), Sánchez (0-1), Skole (0-1), Smith (1-0)
- 5th (14)** — Davidson (14-23), Castillo (5-14), A. García (10-9), Palka (6-11), Smith (4-12), Delmonico (6-6), Anderson (5-5), Narváez (4-6), Moncada (2-5), L. García (3-2), J. Rondón (2-2), Skole (0-3), Sánchez (0-2), Engel (1-0)
- 6th (13)** — Narváez (12-15), Davidson (10-13), Moncada (7-13), L. García (6-11), Delmonico (5-11), Castillo (7-7), Anderson (4-8), Palka (2-8), Smith (5-4), Sánchez (3-5), LaMarre (1-3), Engel (0-1), J. Rondón (0-1)
- 7th (15)** — Anderson (17-30), Engel (4-10), L. García (7-7), Moncada (7-7), Narváez (4-9), Thompson (4-7), Davidson (6-4), Sánchez (4-4), Castillo (0-7), Delmonico (3-4), Smith (2-3), LaMarre (1-3), J. Rondón (1-2), Tilson (1-2), Palka (1-1)
- 8th (15)** — Anderson (11-24), Tilson (6-14), Engel (6-12), Narváez (8-9), Sánchez (5-11), Smith (4-7), Delmonico (7-1), L. García (3-5), Moncada (2-6), LaMarre (5-1), Thompson (2-3), J. Rondón (1-3), Saladino (0-3), Palka (1-1), Davidson (1-0)
- 9th (14)** — Engel (34-53), Thompson (7-9), Cordell (2-8), Narváez (1-9), Pitchers (2-8), Tilson (5-4), Anderson (4-1), A. González (2-1), Sánchez (1-2), Smith (1-2), L. García (1-1), LaMarre (1-1), Delmonico (0-1), Gameau (1-0)

WHITE SOX STARTS BY POSITION (W-L)

- Pitcher (11)** — Shields (13-20), Giolito (14-18), López (13-19), Covey (5-16), Rodón (9-11), Fulmer (3-5), Santiago (3-4), Kopech (2-2), M. González (0-3), Fry (0-1), Volstad (0-1)
- Catcher (5)** — Narváez (29-43), Smith (16-28), Castillo (14-28), A. González (2-1), Gameau (1-0)
- First Base (4)** — Abreu (43-71), Davidson (16-25), Delmonico (3-3), Skole (0-1)
- Second Base (4)** — Moncada (57-91), Sánchez (5-3), L. García (0-4), J. Rondón (0-2)
- Third Base (5)** — Sánchez (52-87), Davidson (6-6), J. Rondón (4-4), Saladino (0-2), L. García (0-1)
- Shortstop (4)** — Anderson (58-93), J. Rondón (2-4), L. García (1-2), Sánchez (1-1)
- Left Field (6)** — Delmonico (26-42), Tilson (9-19), L. García (11-14), Palka (8-14), LaMarre (7-8), Thompson (1-3)
- Center Field (6)** — Engel (47-77), L. García (8-12), Cordell (1-6), Thompson (2-3), Tilson (3-1), LaMarre (1-1)
- Right Field (6)** — A. García (34-51), Palka (12-28), Thompson (10-13), L. García (4-6), Cordell (1-2), LaMarre (1-0)
- DH (12)** — Davidson (25-39), Palka (20-20), Abreu (5-8), Narváez (1-7), J. Rondón (4-3), A. García (2-4), Castillo (0-4), Skole (0-3), Delmonico (1-2), Smith (1-1), Saladino (0-1), Sánchez (1-0)

OVERVIEW

STAFF

PLAYERS 1

PLAYERS 2

40-MAN ROSTER

2018 REVIEW

OPPONENTS

CHRONOLOGY

MINOR LEAGUES

2018 TRANSACTIONS

OVERVIEW

STAFF

PLAYERS 1

PLAYERS 2

40-MAN ROSTER

2018 REVIEW

OPPONENTS

CHRONOLOGY

MINOR LEAGUES

FEBRUARY

24 Agreed to terms on 2018 contracts with RHPs **Carson Fulmer**, **Lucas Giolito**, **Gregory Infante**, **Reynaldo López**, **Juan Minaya**, **José Ruiz** and **Thyago Vieira**; LHPs **Aaron Bummer**, **Ian Clarkin** and **Jace Fry**; Cs **Omar Narváez** and **Kevan Smith**; INFs **Matt Davidson**, **Casey Gillaspie**, **Yoán Moncada**, **José Rondón** and **Tyler Saladino** and OFs **Micker Adolfo**, **Luis Alexander Basabe**, **Ryan Cordell**, **Nicky Delmonico**, **Adam Engel**, **Willy García**, **Eloy Jiménez**, **Daniel Palka** and **Charlie Tilson**.

MARCH

4 Agreed to terms on a minor-league contract and non-roster invitation to spring training with LHP **Robbie Ross Jr.**

6 Optioned OF **Charlie Tilson** and RHP **Thyago Vieira** to Class AAA Charlotte and RHP **José Ruiz** to Class A Winston-Salem ... reassigned INF **Jake Burger**, RHP **Dylan Covey**, C **Alfredo González**, LHP **Jordan Guerrero** and RHP **Michael Ynoa** to minor-league camp.

9 Optioned LHP **Jace Fry** to Class AAA Charlotte ... reassigned LHP **Brian Clark**, RHP **Tyler Danish**, RHP **Jordan Stephens**, RHP **Alec Hansen** and LHP **T.J. House** to minor-league camp ... released OF **Willy García**.

14 Optioned OF **Daniel Palka** and INF **José Rondón**, LHP **Ian Clarkin** and OF **Eloy Jiménez** to Class AA Birmingham and OF **Micker Adolfo** and OF **Luis Basabe** to Class A Winston-Salem ... reassigned RHP **Dylan Cease** and C **Zack Collins** to minor-league camp.

16 Optioned INF **Casey Gillaspie** to Class AAA Charlotte ... reassigned RHP **Chris Beck**, RHP **Dane Dunning**, INF **Jake Elmore**, INF **Patrick Leonard**, RHP **Connor Walsh** and C **Seby Zavala** to minor-league camp.

20 Reassigned RHP **Michael Kopech** and OF **Jacob May** to minor-league camp.

23 Reassigned LHP **Xavier Cedeño**, LHP **Robbie Ross Jr.** and INF **Matt Skole** to minor-league camp.

24 Reassigned RHPs **Jeanmar Gómez** and **Bruce Rondón** to minor-league camp.

28 Acquired RHP **Ricardo Pinto** from the Philadelphia Phillies in exchange for international signing bonus pool money ... placed LHP **Carlos Rodón** (left shoulder rehab) and C **Kevan Smith** (sprained left ankle) on the 10-day disabled list (both retro to 3/26) ... purchased the contract of LHP **Héctor Santiago** from Class AAA Charlotte.

OPENING DAY ROSTER (March 29 at Kansas City)

Pitchers (13) Luis Avilán, Aaron Bummer, Danny Farquhar, Carson Fulmer, Lucas Giolito, Miguel González, Gregory Infante, Nate Jones, Reynaldo López, Juan Minaya, Héctor Santiago, James Shields, Joakim Soria

Catchers (2) Wellington Castillo, Omar Narváez

Infielders (6) José Abreu, Tim Anderson, Matt Davidson, Yoán Moncada, Tyler Saladino, Yolmer Sánchez

Outfielders (4) Nicky Delmonico, Adam Engel, Avisail García, Leury García

10-day disabled list — Carlos Rodón, Kevan Smith

APRIL

1 Optioned RHP **Juan Minaya** to Class AAA Charlotte.

8 Purchased the contract of RHP **Bruce Rondón** from Class AAA Charlotte.

11 Optioned RHP **Gregory Infante** to Class AAA Charlotte

12 Purchased the contract of RHP **Chris Volstad** from Class AAA Charlotte ... transferred LHP **Carlos Rodón** (left shoulder rehab) to the 60-day disabled list.

16 Sent C **Kevan Smith** (sprained left ankle) to Class AAA Charlotte on an injury rehab assignment.

19 Acquired OF **Trayce Thompson** from Oakland in exchange for cash considerations ... traded INF **Tyler Saladino** to Milwaukee in exchange for cash considerations.

21 Placed RHP **Danny Farquhar** on the 10-day disabled list with a brain aneurysm ... recalled RHP **Gregory Infante** from Class AAA Charlotte ... returned C **Kevan Smith** (sprained left ankle) from his injury rehab assignment at Charlotte, reinstated him from the 10-day disabled list and optioned him to the Knights.

23 Placed RHP **Miguel González** on the 10-day disabled list (retro to 4/19) with right rotator cuff inflammation ... purchased the contract of RHP **Chris Beck** from Class AAA Charlotte ... transferred RHP **Danny Farquhar** (brain aneurysm) to the 60-day disabled list.

24 Placed OF **Avisail García** on the 10-day disabled list with a strained right hamstring ... recalled OF **Daniel Palka** from Class AAA Charlotte.

26 Outrighted 1B **Casey Gillaspie** to Class AAA Charlotte.

28 Added RHP **Juan Minaya** from Class AAA Charlotte to serve as the 26th man on the active roster for doubleheader at Kansas City ... purchased the contract of RHP **Dylan Covey** from Class AAA Charlotte ... optioned RHP **Gregory Infante** to Charlotte ... optioned RHP **Dylan Covey** to Charlotte.

MAY

4 Recalled LHP **Jace Fry** from Class AAA Charlotte ... optioned RHP **Juan Minaya** to Charlotte.

5 Placed INF **Yoán Moncada** on the 10-day disabled list with left hamstring tightness ... recalled INF **José Rondón** from Class AAA Charlotte.

13 Optioned INF **José Rondón** to Class AAA Charlotte.

15 Reinstated 2B **Yoán Moncada** (left hamstring tightness) from the 10-day disabled list.

18 Optioned RHP **Carson Fulmer** to Class AAA Charlotte.

19 Placed OF **Nicky Delmonico** on the 10-day disabled list with a fractured third metatarsal on his right hand ... recalled RHP **Dylan Covey** and INF **José Rondón** from Class AAA Charlotte.

24 Placed INF **Leury García** on the 10-day disabled list with a left knee sprain ... purchased the contract of C **Alfredo González** from Class AAA Charlotte ... recalled OF **Charlie Tilson** from Charlotte ... C **Wellington Castillo** received 80-game suspension for violating terms of Major League Baseball's Joint Drug Prevention and Treatment Program ... claimed C **Dustin Garneau** off waivers from Oakland and optioned him to Class AAA Charlotte ... transferred RHP **Miguel González** (right rotator cuff inflammation) to the 60-day disabled list.

28 Placed INF **Matt Davidson** on the 10-day disabled list (retro 5/25) with back spasms ... purchased the contract of INF **Matt Skole** from Class AAA Charlotte ... designated RHP **Ricardo Pinto** for assignment.

JUNE

2 Outrighted RHP **Ricardo Pinto** to Class AAA Charlotte.

4 Reinstated INF **Matt Davidson** (back spasms) from the 10-day disabled list ... optioned C **Alfredo González** and INF **Matt Skole** to Class AAA Charlotte.

5 Recalled C **Kevan Smith** from Class AAA Charlotte ... added RHP **Juan Minaya** from Charlotte to serve as the 26th man on the active roster for doubleheader at Minnesota ... returned RHP **Juan Minaya** to Charlotte.

6 Outrighted C **Alfredo González** to Class AAA Charlotte ... optioned LHP **Aaron Bummer** to Class AAA Charlotte.

7 Purchased the contract of LHP **Xavier Cedeño** from Class AAA Charlotte.

12 Sent OF **Avisail García** (strained right hamstring) to Class AAA Charlotte on an injury rehab assignment.

13 Placed RHP **Nate Jones** on the 10-day disabled list with a pronator muscle strain in his right arm ... recalled RHP **Juan Minaya** from Class AAA Charlotte.

2018 TRANSACTIONS

JUNE (cont.)

- 15 Outrighted RHP **Gregory Infante** to Class AAA Charlotte.
- 16 Sent INF/OF **Leury García** (left knee sprain) to Class AAA Charlotte on an injury rehab assignment.
- 22 Returned OF **Avisail García** and INF **Leury García** from their rehab assignments at Class AAA and reinstated both from the 10-day disabled list ... optioned INF **José Rondón** to Charlotte ... designated OF **Trayce Thompson** for assignment ... returned RHP **Thyago Vieira** to Charlotte.
- 24 Sent RHP **Miguel González** (right rotator cuff inflammation) to Class AAA Charlotte on a rehab assignment.
- 25 Outrighted OF **Trayce Thompson** to Class AAA Charlotte.
- 29 Returned RHP **Miguel González** (right rotator cuff inflammation) from his rehab assignment at Class AAA Charlotte.

JULY

- 9 Sent OF **Nicky Delmonico** (fractured right hand) to Class AA Birmingham on an injury rehab assignment ... claimed OF **Ryan LaMarre** off waivers from Minnesota.
- 10 Placed OF **Avisail García** on the 10-day disabled list (retro to 7/9) with a strained right hamstring ... added OF **Ryan LaMarre** to the 25-man roster.
- 11 Designated RHP **Bruce Rondón** for assignment ... purchased the contract of RHP **Jeanmar Gómez** from Class AAA Charlotte.
- 13 Transferred the rehab assignment of OF **Nicky Delmonico** (fracture right hand) from Class AA Birmingham to Class AAA Charlotte ... outrighted RHP **Bruce Rondón** to Charlotte.
- 15 RHP **Bruce Rondón** declined his outright assignment to Class AAA Charlotte, becoming a free agent.
- 18 Optioned OF **Charlie Tilson** to Class AAA Charlotte.
- 20 Returned OF **Nicky Delmonico** (fracture right hand) from his injury rehab assignment at Class AAA Charlotte and reinstated him from the 10-day disabled list ... optioned OF **Ryan LaMarre** to Class AAA Charlotte.
- 21 Reinstated OF **Avisail García** (strained right hamstring) from the 10-day disabled list.
- 26 Acquired LHP **Kodi Medeiros** and RHP **Wilber Pérez** from Milwaukee in exchange for RHP **Joakim Soria** and cash.
- 27 Recalled RHP **Thyago Vieira** from Class AAA Charlotte ... purchased the contract of RHP **Tyler Danish** from Charlotte ... designated RHP **Chris Volstad** for assignment.
- 29 Acquired LHP **Caleb Frare** from New York-AL in exchange for international signing bonus pool money.
- 31 Released RHP **Chris Volstad** ... acquired LHP **Hunter Schryver** from Tampa Bay in exchange for international signing bonus pool money.

AUGUST

- 3 Placed C **Kevan Smith** on the Paternity List ... recalled C **Dustin Garneau** from Class AAA Charlotte.
- 6 Placed INF/OF **Leury García** on the 10-day disabled list with a strained left hamstring ... optioned C **Dustin Garneau** to Class AAA Charlotte ... recalled OF **Ryan LaMarre** from Charlotte ... reinstated C **Kevan Smith** from the Paternity List.
- 15 Optioned OF **Ryan LaMarre** to Class AAA Charlotte.
- 17 Reinstated INF/OF **Leury García** (strained left hamstring) from the 10-day disabled list ... sent C **Wellington Castillo** (80-game suspension) to Class AAA Charlotte on a rehab assignment.
- 21 Placed OF **Leury García** on the 10-day disabled list with a strained left hamstring ... optioned RHP **Tyler Danish** to Class AAA Charlotte ... purchased the contract of RHP **Michael Kopech** from Charlotte ... recalled OF **Ryan LaMarre** from Charlotte.
- 22 Placed 1B **José Abreu** on the 10-day disabled list following surgery to repair a testicular torsion ... purchased the contract of RHP **Ryan Burr** from Class AAA Charlotte ... recalled INF **José Rondón** from Charlotte ... acquired RHP **Félix Paulino** from Philadelphia in exchange for LHP **Luis Avilán**.

- 23 Placed C **Wellington Castillo** on the 10-day disabled list with right shoulder inflammation.
- 31 Acquired OF **Bryan Connell** and RHP **Johan Domínguez** from Milwaukee in exchange for LHP **Xavier Cedeño** ... purchased the contract of RHP **Ian Hamilton** from Class AAA Charlotte.

SEPTEMBER

- 1 Recalled LHP **Aaron Bummer** from Class AAA Charlotte ... purchased the contract of LHP **Caleb Frare** from Charlotte ... transferred RHP **Nate Jones** (pronator muscle strain in his right arm) to the 60-day disabled list.
- 2 Returned C **Wellington Castillo** (right shoulder inflammation) from his injury rehab assignment at Class AAA Charlotte and reinstated him from the 10-day disabled list.
- 3 Recalled OF **Ryan Cordell** from Class AAA Charlotte.
- 4 Purchased the contract of RHP **José Ruiz** from Class AA Birmingham ... outrighted INF **Matt Skole** to Class AAA Charlotte.
- 5 Sent RHP **Nate Jones** (pronator muscle strain in his right arm) to Class A Winston-Salem on an injury rehab assignment.
- 8 Placed RHP **Michael Kopech** on the 60-day disabled list with an ulnar collateral ligament sprain in his right elbow ... purchased the contract of RHP **Rob Scahill** from Class AAA Charlotte.
- 9 Outrighted RHP **Tyler Danish** to Class AAA Charlotte.
- 10 Reinstated 1B **José Abreu** (testicular torsion) from the 10-day disabled list.
- 11 Returned RHP **Nate Jones** from his injury rehab assignment with Class A Winston-Salem and reinstated him from the 60-day disabled list.
- 22 Reinstated INF **Leury García** from the 10-day disabled list.

OCTOBER

- 2 Outrighted C **Dustin Garneau** to Class AAA Charlotte.
- 26 Outrighted RHP **Danny Farquhar**, OF **Ryan LaMarre** and RHP **Rob Scahill** to Class AAA Charlotte.
- 29 Exercised the \$4.65-million club option for 2019 on the contract of RHP **Nate Jones** ... declined the \$16-million club option for 2019 on the contract of RHP **James Shields**, opting instead to exercise a \$2-million buyout ... reinstated RHP **Michael Kopech** from the 60-day disabled list.

OVERVIEW

STAFF

PLAYERS 1

PLAYERS 2

40-MAN ROSTER

2018 REVIEW

OPPONENTS

CHRONOLOGY

MINOR LEAGUES

STARTING PITCHERS GAME LOGS

CARLOS RODÓN (6-8, 4.18)

Date	Opp.	W-L	IP	H	R	ER	HR	BB	SO	#P	EXIT	ERA
6/9	at Bos.	L	5.0	6	4	2	2	2	7	97	2-4	3.60
6/14	vs. Cle.	ND	5.0	2	2	2	1	3	4	100	2-2	3.60
6/19	at Cle.	L	6.1	5	4	4	0	2	5	98	1-4	4.41
6/24	vs. Oak.	W	8.0	7	2	2	1	0	3	99	10-2	3.70
6/30	at Tex.	L	5.1	6	5	5	2	2	3	89	5-2	4.55
7/5	at Hou.	ND	6.0	5	2	2	1	6	6	109	2-2	4.29
7/11	vs. St. L.	W	7.1	3	0	0	0	2	7	104	3-0	3.56
7/24	at LAA	W	7.2	2	2	2	0	3	8	111	4-0	3.38
7/29	vs. Tor.	ND	7.2	5	2	2	1	1	6	116	3-2	3.24
8/4	at T.B.	ND	6.0	3	1	0	0	5	4	98	1-1	2.94
8/10	vs. Cle.	ND	8.0	4	0	0	0	2	5	106	0-0	2.61
8/15	at Det.	W	8.0	5	3	3	0	1	6	105	6-3	2.69
8/22	vs. Min.	W	6.0	3	2	2	1	3	5	106	7-2	2.71
8/27	at NYY	W	7.0	2	2	2	1	4	2	107	4-2	2.70
9/1	vs. Bos.	L	6.1	6	5	4	2	2	4	109	1-4	2.89
9/7	vs. LAA	L	4.2	6	4	4	1	5	4	93	2-4	3.11
9/12	at K.C.	ND	6.0	5	2	2	0	5	5	103	2-2	3.10
9/18	at Cle.	L	7.0	7	5	4	1	3	1	84	3-5	3.22
9/23	vs. Cubs	L	2.1	9	6	6	1	0	3	66	0-5	3.61
9/29	at Min.	L	1.0	6	8	8	0	4	2	66	0-5	4.18
TOTALS	6-8		120.2	97	61	56	15	55	90	—	—	4.18

HÉCTOR SANTIAGO (2-2, 6.12)

Date	Opp.	W-L	IP	H	R	ER	HR	BB	SO	#P	EXIT	ERA
4/29	at K.C.	ND	4.2	5	2	2	1	3	5	86	2-1	3.86
5/5	vs. Min.	L	3.1	6	8	8	1	6	2	89	1-6	11.25
5/16	at Pit.	ND	5.0	2	2	2	0	3	2	64	2-2	8.31
5/21	vs. Bal.	L	6.0	5	3	3	3	2	7	92	2-3	7.11
5/26	at Det.	W	5.0	7	3	2	2	1	5	84	7-3	6.38
6/1	vs. Mil.	ND	3.1	5	3	3	1	5	1	88	3-3	6.59
6/6	at Min.	W	5.0	6	2	2	0	3	2	104	5-2	6.12
TOTALS	2-2		32.1	36	23	22	8	23	24	—	—	6.12

JAMES SHIELDS (7-16, 4.53)

Date	Opp.	W-L	IP	H	R	ER	HR	BB	SO	#P	EXIT	ERA
3/29	at K.C.	W	6.0	5	4	4	1	1	0	97	11-4	6.00
4/5	vs. Det.	ND	5.0	8	3	3	0	1	1	91	6-3	5.73
4/11	vs. T.B.	ND	6.1	4	1	1	0	5	6	100	0-1	4.15
4/18	at Oak.	L	0.2	2	1	1	0	2	0	28	—	4.50
4/20	vs. Hou.	L	5.1	8	7	7	0	4	4	111	0-5	6.17
4/25	vs. Sea.	L	6.0	6	4	4	1	4	4	108	3-4	6.14
5/1	at St. L.	ND	6.0	2	1	1	1	0	4	93	2-1	5.35
5/6	vs. Min.	ND	6.2	2	3	3	0	2	5	91	2-1	5.14
5/12	at Cubs	L	6.0	7	5	5	1	3	4	100	1-5	5.44
5/17	vs. Tex.	ND	7.1	3	1	1	0	3	8	98	0-1	4.88
5/22	vs. Bal.	ND	7.0	5	2	2	0	2	5	106	0-2	4.62
5/27	at Det.	L	7.0	5	3	3	0	3	4	97	1-3	4.54
6/2	vs. Mil.	L	7.0	8	3	3	3	1	6	103	0-3	4.48
6/7	at Min.	L	6.0	8	7	7	3	2	6	99	2-7	4.92
6/12	vs. Cle.	W	7.0	4	1	1	0	0	2	101	5-1	4.63
6/17	vs. Det.	L	6.0	6	3	3	1	4	5	103	1-3	4.63
6/22	vs. Oak.	L	4.2	5	8	2	1	2	4	99	0-8	4.59
6/27	vs. Min.	W	7.0	4	0	0	0	2	5	100	5-0	4.29
7/2	at Cin.	ND	6.2	4	1	1	1	4	3	88	2-1	4.06
7/7	at Hou.	L	5.2	10	8	8	2	2	9	99	5-8	4.53
7/13	vs. K.C.	W	6.2	5	4	2	0	2	7	109	4-7	4.43
7/20	at Sea.	L	7.0	7	2	1	0	1	5	103	0-2	4.26
7/25	at LAA	L	4.0	7	6	6	3	3	7	88	2-4	4.53
7/31	vs. K.C.	L	7.0	5	4	4	2	3	8	104	2-4	4.56
8/5	at T.B.	ND	6.0	5	4	2	1	4	6	114	6-4	4.50
8/11	vs. Cle.	L	7.0	7	3	2	2	0	4	94	1-3	4.41
8/17	vs. K.C.	W	7.0	6	3	3	0	2	5	101	9-3	4.39

SHIELDS (cont.)

Date	Opp.	W-L	IP	H	R	ER	HR	BB	SO	#P	EXIT	ERA
8/23	at Det.	L	6.2	10	7	7	3	1	5	110	0-7	4.59
8/28	at NYY	ND	5.2	4	2	2	1	4	3	98	4-2	4.54
9/2	vs. Bos.	W	6.0	4	0	0	0	2	6	93	7-0	4.39
9/8	vs. LAA	L	4.1	9	6	6	2	1	1	78	3-6	4.58
9/14	at Bal.	W	6.0	4	2	2	2	1	5	96	7-2	4.53
9/20	at Cle.	ND	6.0	5	2	2	2	3	1	94	4-2	4.48
9/25	vs. Cle.	ND	6.0	6	4	4	1	4	6	112	2-4	4.53
TOTALS	7-16		204.2	190	115	103	34	78	154	—	—	4.53

CHRIS VOLSTAD (0-1, 2.08)

Date	Opp.	W-L	IP	H	R	ER	HR	BB	SO	#P	EXIT	ERA
4/24	vs. Sea.	L	4.1	3	1	1	0	0	3	66	0-1	2.08

OVERVIEW

STAFF

PLAYERS 1

PLAYERS 2

40-MAN ROSTER

2018 REVIEW

OPPONENTS

CHRONOLOGY

MINOR LEAGUES

TOP PITCHING PERFORMANCES

OVERVIEW

STAFF

PLAYERS 1

PLAYERS 2

40-MAN ROSTER

2018 REVIEW

OPPONENTS

CHRONOLOGY

MINOR LEAGUES

TWO-HITTERS (3)

Opp.	Date	Score	Pitcher	IP	H	R	ER	BB	SO
at Det.	4/8	0-1	Lopez	7.0	2	1	0	5	5
			Avilán	0.2	0	0	0	0	0
			Rodón	1.1	0	0	0	0	4
vs. Tex.	5/20	3-0	Lopez, W	8.0	2	0	0	2	8
			Fry, SV	1.0	0	0	0	0	2
at Sea.	7/21	5-0	Covey, W	8.1	2	0	0	2	5
			Soria	0.2	0	0	0	0	1

THREE-HITTERS (6)

Opp.	Date	Score	Pitcher	IP	H	R	ER	BB	SO
at Cubs	5/13	5-3	Giolito, W	5.2	2	3	3	7	3
			Fry, H	1.1	0	0	0	0	1
			Jones, H	1.0	0	0	0	0	1
			Rodón, SV	1.0	1	0	0	0	2
at Min.	6/5-1	2-4	López	7.0	1	0	0	4	4
			Jones, L, BS	0.2	2	4	0	1	1
			Avilán	0.1	0	0	0	0	0
at Bos.	6/8	1-0	Covey, W	6.0	3	0	0	1	7
			Fry, H	1.0	0	0	0	0	2
			Jones, H	1.0	0	0	0	0	1
			Soria, SV	1.0	0	0	0	0	0
at Hou.	7/8	1-2	Giolito, W	7.1	3	2	2	3	3
			Soria	0.2	0	0	0	0	2
at T.B.	8/4	2-1	Rodón	6.0	3	1	1	5	4
			Minaya	1.2	0	0	0	0	2
			Cedeño, W	0.1	0	0	0	0	0
			Vieira, SV	1.0	0	0	0	1	2
at NYY	8/27	6-2	Rodón, W	7.0	2	2	2	4	2
			Minaya, H	1.2	1	0	0	0	1
			Cedeño	0.1	0	0	0	0	0

FOUR-HITTERS (8)

Opp.	Date	Score	Pitcher	IP	H	R	ER	BB	SO
at Tor.	4/2	2-4	López	6.0	2	1	1	2	6
			Avilán, H	0.1	0	1	1	1	0
			Farquhar, L	1.1	2	2	2	0	0
			Bummer	0.1	0	0	0	1	0
vs. T.B.	4/11	2-1	Shields	6.1	4	1	1	5	6
			Avilán	0.2	0	0	0	0	2
			Rodón, W	1.0	0	0	0	0	1
			Jones, SV	1.0	0	0	0	1	2
at STL	5/2	2-3	Giolito, L	6.1	4	3	3	2	7
			Bummer	0.2	0	0	0	0	0
			Beck	1.0	0	0	0	1	0
vs. Min.	5/6	3-5	Shields	6.2	2	3	3	2	5
			Avilán, BS	0.1	1	0	0	0	0
			Rodón, L	0.1	0	1	0	1	0
			Bummer	0.2	0	0	0	0	0
			Jones	1.0	1	1	1	0	1
at Pit.	5/16	2-3	Santiago	5.0	2	2	2	3	2
			Fry	1.0	0	0	0	1	2
			Soria, L	1.0	2	1	1	1	2
			Jones	1.0	0	0	0	1	1
vs. STL	7/11	4-0	Rodón, W	7.1	3	0	0	2	7
			Minaya, H	0.1	0	0	0	0	1
			Soria, SV	1.1	1	0	0	1	2
at LAA	7/24	4-2	Rodón, W	7.2	2	2	2	3	8
			Minaya	0.0	1	0	0	1	0
			Gómez, H	0.1	0	0	0	0	0
			Soria	1.0	1	0	0	0	1
at Det.	8/25	6-1	Giolito, W	7.0	3	1	1	1	6
			Covey	2.0	1	0	0	0	0

SHUTOUTS (8)

Opp.	Date	Score	Pitcher	IP	H	R	ER	BB	SO
at K.C.	4/28-1	8-0	Fulmer, W	7.0	4	0	0	3	3
			Beck	2.0	2	0	0	0	2
vs. Tex.	5/20	3-0	López, W	8.0	2	0	0	2	8
			Fry, SV	1.0	0	0	0	0	2
at Bos.	6/8	1-0	Covey, W	6.0	3	0	0	1	7
			Fry, H	1.0	0	0	0	0	2
			Jones, H	1.0	0	0	0	0	1
			Soria, SV	1.0	0	0	0	0	0
vs. STL	7/11	4-0	Rodón, W	7.1	3	0	0	2	7
			Minaya, H	0.1	0	0	0	0	1
			Soria, SV	1.1	1	0	0	1	2
at Sea.	7/21	5-0	Covey, W	8.1	2	0	0	2	5
			Soria	0.2	0	0	0	0	1
vs. Cle.	8/10	1-0	Rodón	8.0	4	0	0	2	5
			Cedeño	0.0	0	0	0	1	0
			Minaya	0.1	0	0	0	0	0
			Fry, W	0.2	1	0	0	0	1
vs. Bos.	9/2	8-0	Shields, W	6.0	4	0	0	2	6
			Frare	1.0	0	0	0	0	2
			Minaya	1.0	0	0	0	0	2
			Santiago	1.0	1	0	0	1	2
at Bal.	9/15	2-0	López, W	7.0	4	0	0	1	6
			Frare, H	0.2	0	0	0	1	0
			Minaya, SV	1.1	1	0	0	1	0

EJECTIONS (9)

Date	Opp.	Player/Coach	Umpire	Reason
4/24	vs. Sea.	Rick Renteria	Mike Estabrook	Balls/strikes
6/20	at Cle.	Rick Renteria	Will Little	Balls/strikes
6/28	vs. Min.	Tim Anderson	Gerry Davis	Replay challenge
7/14	vs. K.C.	Rick Renteria	Adam Hamari	Balls/strikes
7/27	vs. Tor.	Don Cooper	Fieldin Culbreth	Check swing
7/27	vs. Tor.	Rick Renteria	Fieldin Culbreth	Check swing
8/4	at T.B.	Rick Renteria	Jerry Meals	Replay challenge
9/22	vs. Cubs	Tim Anderson	Joe West	Replay challenge
9/22	vs. Cubs	Rick Renteria	Joe West	Replay challenge

INSTANT REPLAY

Reviews	Total	Stands	Confirmed	Overtured
White Sox	41	17	3	21

CLOSE GAMES

ONE-RUN WINS (15)

Opp.	Date	H/R	Score	Winning Pitcher	Losing Pitcher
K.C.	3/31	R/N	4-3	Farquhar (R)	Maurer (R)
Tor.	4/4	R/N	4-3	Jones (R)	Tepera (R)
T.B.	4/11	H/D	2-1	Rondón (R)	Pruitt (R)
Min.	5/3	H/N	6-5	Jones (R)	Reed (R)
Bal.	5/22	H/N	3-2	Rondón (R)	Givens (R)
Bos.	6/8	R/N	1-0	Covey	Sale
Cle.	6/13	H/N	3-2	Covey	Bauer
T.B.	8/3	R/N	3-2	Danish (R)	Alvarado (R)
T.B.	8/4	R/N	2-1	Cedeño (R)	Chirinos (R)
T.B.	8/5	R/D	8-7	Santiago (R)	Castillo (R)
Cle.	8/10	H/N	1-0	Fry	Ramírez
Det.	8/15	R/N	6-5	Rodón	Zimmermann
K.C.	8/19	H/D	7-6	Santiago	Flynn
Cle.	9/20	R/N	5-4 (11)	Santiago (R)	Cimber (R)
Cle.	9/25	H/N	5-4	Hamilton (R)	Carrasco (R)

ONE-RUN LOSSES (25)

Opp.	Date	H/R	Score	Winning Pitcher	Losing Pitcher
Det.	4/8	H/D	0-1	Fiers	López
T.B.	4/9	H/D	4-5	Archer	González
T.B.	4/10	H/D	5-6	Snell	Fulmer
Oak.	4/18	R/D	11-12 (14)	Trivino (R)	Shields (R)
Sea.	4/24	H/D	0-1	Gonzales	Volstad
Sea.	4/25	H/D	3-4	Hernández	Shields
K.C.	4/29	R/D	4-5	McCarthy (R)	Rodón (R)
STL	5/1	R/N	2-3	Norris (R)	Soria (R)
STL	5/2	R/D	2-3	Martínez	Giolito
Pit.	5/9	H/D	5-6	Rodríguez (R)	Jones (R)
Pit.	5/16	R/D	2-3	Santana (R)	Soria (R)
Bal.	5/21	H/N	2-3	Cashner	Santiago
Det.	5/24	R/N	4-5	Farmer (R)	Rondón (R)
Det.	5/26	R/D	2-3	Hardy	Shields
Det.	6/15	H/N	3-4	Farmer (R)	Minaya (R)
Oak.	6/23	H/D	6-7	Trivino (R)	Minaya (R)
Min.	6/28	H/D	1-2 (13)	Busenitz	Santiago
Hou.	7/5	R/N	3-4	Smith (R)	Soria (R)
Hou.	7/8	R/D	1-2	Keuchel	Giolito
NYN	8/7	H/N	3-4 (13)	Gray (R)	Avilán (R)
NYN	8/28	R/N	4-5	Betances (R)	Covey (R)
LAA	9/9	H/N	0-1	Heaney	López
K.C.	9/10	R/N	3-4 (10)	Newberry	Gómez
Min.	9/28-1	R/D	1-2	Berrios	López
Cle.	9/30	R/D	4-5	Vasquez (R)	Covey

TWO-RUN WINS (11)

Opp.	Date	H/R	Score	Winning Pitcher	Losing Pitcher
Cubs	5/13	R/D	5-3	Giolito	Hendricks (R)
Tex.	5/17	H/N	4-2	Avilán (R)	Leclerc (R)
Tex.	5/19	H/N	5-3	Giolito	Jurado
Oak.	6/22-2	H/D	6-4	Giolito	Bassitt
LAA	7/23	R/N	5-3	Giolito	Barria
LAA	7/24	R/N	4-2	Rodón	Peña
K.C.	8/2	H/D	6-4	Cedeño (R)	Adam (R)
Det.	9/3	H/D	4-2	Fry (R)	Greene (R)
K.C.	9/12	R/N	4-2 (12)	Minaya (R)	Smith (R)
Bal.	9/14	R/N	8-6	Shields	Ortiz
Bal.	9/15	R/N	2-0	López	Ramírez

TWO-RUN LOSSES (15)

Opp.	Date	H/R	Score	Winning Pitcher	Losing Pitcher
Tor.	4/2	R/N	2-4	Oh (R)	Farquhar (R)
Det.	4/5	H/D	7-9 (10)	Jiménez (R)	Infante (R)
Min.	5/4	H/N	4-6	Berrios	Fulmer
Min.	5/6	H/D	3-5	Rondón (R)	Duke (R)
Min.	6/5-1	R/D	2-4	Duffey (R)	Jones (R)
Bos.	6/9	R/D	2-4	Price	Rodón
Det.	6/16	H/D	5-7	Farmer (R)	Fry (R)
Det.	6/17	H/D	1-3	Hardy	Shields
Cin.	7/2	R/N	3-5	Floro (R)	Volstad (R)
Sea.	7/20	R/N	1-3	LeBlanc	Shields
K.C.	7/31	H/N	2-4	Duffy	Shields
Cle.	8/11	H/N	1-3	Bauer	Shields
Cle.	8/12	H/D	7-9	Carrasco	Covey
K.C.	8/18	H/N	1-3	Keller	Covey
Cle.	9/18	R/N	3-5	Kluber	Rodón

EXTRA-INNING WINS (5)

Opp.	Date	H/R	Score	Winning Pitcher	Losing Pitcher
K.C.	4/27	R/N	7-4 (11)	Infante (R)	Hill (R)
Cin.	7/3	R/N	12-8 (12)	Santiago (R)	Stephens (R)
T.B.	8/3	R/N	3-2	Danish (R)	Alvarado (R)
K.C.	9/12	R/N	4-2 (12)	Minaya (R)	Smith (R)
Cle.	9/20	R/N	5-4 (11)	Santiago (R)	Cimber (R)

EXTRA-INNING LOSSES (5)

Opp.	Date	H/R	Score	Winning Pitcher	Losing Pitcher
Det.	4/5	H/D	7-9 (10)	Jiménez (R)	Infante (R)
Oak.	4/18	R/D	11-12 (14)	Trivino (R)	Shields (R)
Min.	6/28	H/D	1-2 (13)	Busenitz (R)	Santiago (R)
NYN	8/7	H/N	3-4 (13)	Gray (R)	Avilán (R)
K.C.	9/10	R/N	3-4 (10)	Newberry	Gómez

OVERVIEW

STAFF

PLAYERS 1

PLAYERS 2

40-MAN ROSTER

2018 REVIEW

OPPONENTS

CHRONOLOGY

MINOR LEAGUES

MISCELLANEOUS STATISTICS

OVERVIEW

WIN-LOSS BREAKDOWN

Record.....	62-100
Final Streak.....	Lost 5
Final Homestand.....	2-4
Final Trip.....	0-4
Final 10 Games.....	2-8
Series Record.....	14-31-8
Series First Game.....	18-35
First/Second Half.....	33-62/29-38
Home/Road.....	30-51/32-49
Day/Night.....	22-44/40-56
Grass/Turf.....	58-98/4-2
Opp. Above/At-Below .500.....	26-49/36-51
vs. RHS/LHS.....	47-75/15-25
vs. AL East.....	16-16
vs. AL Central.....	30-46
vs. AL West.....	10-24
Interleague.....	6-14
Comeback Wins.....	33
Losses After Leading.....	43
W-L Last At-Bat.....	16-17
Extra Innings.....	5-5
One-Run Games.....	15-25
Two-Run Games.....	11-15
Ahead After 6/7/8.....	47-12/46-10/51-6
Behind After 6/7/8.....	9-75/8-80/2-89
Tied After 6/7/8.....	6-13/8-10/9-5
Sox/opp. Score First.....	35-37/27-63
Sox/opp. Score 4+.....	53-31/20-85
Sox/opp. Score 3 or Less.....	9-69/42-15
Sox/opp. 10+ Hits.....	29-18/10-48
March-April/May/June.....	8-18/8-19/12-17
July/August/Sept.....	9-15/17-12/8-19
Average Time of Game.....	3:08

STAFF

PLAYERS 1

PLAYERS 2

40-MAN ROSTER

2018 REVIEW

OPPONENTS

MINOR LEAGUES
CHRONOLOGY

STATISTICAL BREAKDOWN

Runs By Inning			Stats By Position		
Inn.	Sox	Opp.	Pos.	HR	RBI
1st	80	119	C	17	65
2nd	56	100	1B	27	90
3rd	61	101	2B	17	65
4th	82	95	3B	12	64
5th	78	99	SS	22	68
6th	92	69	LF	18	61
7th	65	77	CF	9	51
8th	72	116	RF	30	82
9th	57	64	DH	29	88
Extra	9	6	PH	4	14
Totals	706	820	P	0	3
			Totals	186	670

W-L By Runs Scored				Stats By Order		
RS	W-L	RA	W-L	No.	HR	RBI
0	0-12	0	8-0	1st	21	69
1	2-15	1	10-3	2nd	8	55
2	3-23	2	11-3	3rd	27	97
3	4-19	3	13-9	4th	32	79
4	8-15	4	9-13	5th	33	87
5	9-8	5	5-14	6th	25	80
6	13-4	6	3-9	7th	15	58
7	4-2	7	2-11	8th	14	67
8	8-1	8	1-8	9th	7	47
9	3-0	9	0-7	Totals	186	670
10+	8-1	10+	0-23			

WHITE SOX VS. AL CENTRAL

	Home		Road		Total	
	W	L	W	L	W	L
Cleveland	4	6	1	8	5	14
Detroit	1	8	6	4	7	12
Kansas City	5	4	6	4	11	8
Minnesota	4	5	3	7	7	12
Totals	14	23	16	23	30	46

WHITE SOX VS. AL EAST

	Home		Road		Total	
	W	L	W	L	W	L
Baltimore	2	2	2	1	4	3
Boston	2	2	2	1	4	3
New York	0	3	2	1	2	4
Tampa Bay	1	2	3	0	4	2
Toronto	1	2	1	2	2	4
Totals	6	11	10	5	16	16

WHITE SOX VS. AL WEST

	Home		Road		Total	
	W	L	W	L	W	L
Houston	0	3	0	4	0	7
Los Angeles	0	3	2	2	2	5
Oakland	2	2	0	3	2	5
Seattle	1	2	1	2	2	4
Texas	3	1	1	2	4	3
Totals	6	11	4	13	10	24

WHITE SOX VS. NL

	Home		Road		Total	
	W	L	W	L	W	L
Chicago	1	2	1	2	2	4
Cincinnati	0	0	1	2	1	2
Milwaukee	2	1	0	0	2	1
Pittsburgh	0	2	0	2	0	4
St. Louis	1	1	0	2	1	3
Totals	4	6	2	8	6	14

WHITE SOX MISCELLANEOUS

	Home		Road		Total	
	W	L	W	L	W	L
Shutouts	4	9	4	3	8	12
One-Run Games	7	12	8	13	15	25
Two-Run Games	5	9	6	6	11	15
vs. LH Starters	4	14	11	11	15	25
vs. RHP Starters	26	37	21	38	47	75
Day Games	12	23	10	21	22	44
Night Games	18	28	22	28	40	56

WHITE SOX STATISTICS

WHITE SOX FIELDING STATISTICS

Pitchers	PCT	G-GS	PO	A	E	TC	DP	TP
Avilán, L.	1.000	58-0	1	5	0	6	0	0
Beck, C.	.833	14-0	2	3	1	6	0	0
+Bummer, A.	1.000	37-0	1	2	0	3	1	0
+Burr, R.	1.000	8-0	0	2	0	2	0	0
Cedeño, X.	1.000	33-0	2	2	0	4	0	0
Covey, D.	.852	27-21	9	14	4	27	2	0
+Danish, T.	1.000	7-0	1	1	0	2	0	0
Davidson, M.	1.000	3-0	2	1	0	3	0	0
Farquhar, D.	.000	8-0	0	0	0	0	0	0
+Frare, C.	1.000	11-0	1	1	0	2	0	0
+Fry, J.	1.000	59-1	2	3	0	5	0	0
+Fulmer, C.	1.000	9-8	0	3	0	3	0	0
Giolito, L.	.967	32-32	14	15	1	30	0	0
Gómez, J.	.667	26-0	1	1	1	3	0	0
González, M.	1.000	3-3	0	1	0	1	0	0
+Hamilton, I.	1.000	10-0	1	1	0	2	0	0
Infante, G.	1.000	10-0	0	1	0	1	0	0
Jones, N.	1.000	33-0	0	2	0	2	0	0
+Kopech, M.	1.000	4-4	1	1	0	2	0	0
López, R.	1.000	32-32	11	17	0	28	1	0
Minaya, J.	.667	52-0	4	2	3	9	0	0
Rodón, C.	.938	20-20	3	12	1	16	0	0
Rodón, B.	1.000	35-0	1	3	0	4	0	0
+Ruiz, J.	1.000	6-0	0	1	0	1	0	0
Santiago, H.	1.000	49-7	3	7	0	10	1	0
Scahill, R.	.000	6-0	0	0	0	0	0	0
Shields, J.	1.000	34-33	3	19	0	22	2	0
Soria, J.	1.000	40-0	3	2	0	5	0	0
+Vieira, T.	1.000	16-0	2	1	0	3	0	0
Volstad, C.	.900	33-1	3	6	1	10	1	0

Catchers	PCT	G-GS	PO	A	E	TC	DP	TP
Castillo, W.	.997	43-42	306	22	1	329	4	0
Gameau, D.	.889	1-1	7	1	1	9	0	0
+González, A.	.957	3-3	21	1	1	23	0	0
Narváez, O.	.989	85-72	578	40	7	625	3	0
Smith, K.	.995	47-44	358	20	2	380	3	0

Catcher Misc.	ER	IC	ERA	CS-ATT	PCT	PB
Castillo, W.	204	354.1	5.18	8-31	25.8	5
Gameau, D.	4	7.0	5.14	0-1	0.0	0
+González, A.	5	24.0	1.88	1-3	33.3	1
Narváez, O.	340	653.1	4.68	17-83	20.5	12
Smith, K.	218	398.1	4.93	3-44	6.8	2

First Base	PCT	G-GS	PO	A	E	TC	DP	TP
Abreu, J.	.992	114-114	903	73	8	984	81	0
Davidson, M.	.994	45-41	335	13	2	350	23	0
Delmonico, N.	.980	7-6	46	2	1	49	6	0
+Rodón, J.	1.000	1-0	2	0	0	2	0	0
+Skole, M.	1.000	1-1	6	1	0	7	4	0

Second Base	PCT	G-GS	PO	A	E	TC	DP	TP
García, L.	1.000	7-4	15	15	0	30	3	0
Moncada, Y.	.965	149-148	213	335	20	568	80	0
+Rodón, J.	.900	4-2	0	9	1	10	0	0
Sanchez, Y.	1.000	9-8	12	17	0	29	6	0

Third Base	PCT	G-GS	PO	A	E	TC	DP	TP
Davidson, M.	.949	14-12	15	22	2	39	5	0
García, L.	1.000	1-1	1	2	0	3	0	0
+Rodón, J.	.958	8-8	8	15	1	24	5	0
Saladino, T.	1.000	2-2	3	5	0	8	0	0
Sánchez, Y.	.968	141-139	137	254	13	404	29	0

Shortstop	PCT	G-GS	PO	A	E	TC	DP	TP
Anderson, T.	.967	151-151	188	392	20	600	72	0
García, L.	1.000	5-3	2	14	0	16	2	0
+Rodón, J.	1.000	10-6	6	17	0	23	5	0
Sánchez, Y.	.857	4-2	2	4	1	7	1	0

Outfielders	PCT	G-GS	PO	A	E	TC	DP	TP
+Cordell, R.	1.000	15-10	23	0	0	23	0	0
Delmonico, N.	.969	76-68	121	5	4	130	1	0
Engel, A.	.981	140-124	355	5	7	367	1	0
García, A.	.990	87-85	189	2	2	193	0	0
García, L.	.968	68-55	117	5	4	126	2	0
+Palka, D.	1.000	68-62	92	3	0	95	1	0
+Tilson, C.	.986	35-32	69	1	1	71	1	0
LaMarre, R.	.952	29-18	36	4	2	42	1	0
Thompson, T.	1.000	46-32	74	3	0	77	3	0

WHITE SOX BATTING LEADERS

Category	Player	No.
Average	José Abreu.....	265
Games Played	Yolmer Sánchez.....	155
At-Bats	Yolmer Sánchez.....	600
Runs Scored	Tim Anderson.....	77
Hits	Yolmer Sánchez.....	145
Total Bases	José Abreu.....	236
Doubles	José Abreu.....	36
Triples	Yolmer Sánchez.....	10
Home Runs	Daniel Palka.....	27
Runs Batted In	José Abreu.....	78
Hit by Pitch	José Abreu.....	11
GIDP	Tim Anderson.....	15
Infield Hits	Adam Engel.....	20
Walks	Yoán Moncada.....	67
Intentional Walks	José Abreu.....	7
Strikeouts	Yoán Moncada.....	217
Stolen Bases	Tim Anderson.....	25
Extra-Base Hits	José Abreu.....	59
OPS	José Abreu.....	.798
On-Base Pct.	Avisaíl García.....	.325
Slugging Pct.	José Abreu.....	.473
Multihit Games	José Abreu.....	38

WHITE SOX PITCHING LEADERS

Category	Pitcher	No.
Wins	Lucas Giolito.....	10
ERA	Reynaldo López.....	3.91
Innings Pitched	James Shields.....	204.2
Games	Jace Fry.....	59
Games Started	James Shields.....	33
Complete Games	None	
Shutouts	None	
Opponents Avg.	Reynaldo López.....	.234
Opponents OBP	Reynaldo López.....	.313
Opponents SLG	Reynaldo López.....	.400
Opponents OPS	Reynaldo López.....	.714
Hits Allowed	James Shields.....	190
Runs Allowed	Lucas Giolito.....	123
Home Runs Allowed	James Shields.....	34
Quality Starts	R. López/J. Shields.....	16
Saves	Joakim Soria.....	16
Holds	Jace Fry.....	16
Hit Batsmen	Lucas Giolito.....	15
Walks	Lucas Giolito.....	90
Strikeouts	James Shields.....	151
Wild Pitches	Lucas Giolito.....	13

OVERVIEW

STAFF

PLAYERS 1

PLAYERS 2

40-MAN ROSTER

2018 REVIEW

OPPONENTS

CHRONOLOGY

MINOR LEAGUES

WHITE SOX STATISTICS

OVERVIEW		WHITE SOX AT HOME																		
		BATTER	AVG	G	AB	R	H	2B	3B	HR	RBI	SH	SF	HP	BB	SO	SB	CS	DP	E
STAFF	Abreu, J.	.255	62	243	32	62	19	0	11	37	0	2	4	17	48	0	0	5	5	
	Anderson, T.	.257	79	288	37	74	17	3	10	30	2	0	2	13	80	12	7	7	8	
	Castillo, W.	.284	27	95	9	27	4	0	3	10	0	0	1	2	21	1	0	5	0	
	Cordell, R.	.071	8	14	2	1	0	0	0	1	0	1	1	0	6	0	0	0	0	
	Davidson, M.	.224	62	210	22	47	12	0	5	27	0	1	2	27	96	0	0	3	1	
	Delmonico, N.	.233	46	133	17	31	5	2	7	14	0	0	5	18	40	0	2	4	4	
	Engel, A.	.211	73	218	19	46	5	1	4	18	2	1	4	8	75	10	4	0	3	
	Garcia, A.	.240	45	167	18	40	6	0	6	18	0	2	2	7	57	0	1	4	2	
	García, L.	.294	42	136	13	40	5	1	2	19	2	0	1	4	32	9	0	1	1	
	González, A.	.333	1	3	0	1	0	0	0	1	0	0	0	0	1	0	0	0	0	
	LaMarre, R.	.256	18	39	2	10	3	0	0	4	0	1	0	1	13	0	1	0	1	
	Moncada, Y.	.231	75	277	35	64	11	4	10	24	1	1	1	32	108	5	3	2	9	
	Narváez, O.	.267	48	131	17	35	6	1	4	18	1	0	1	21	27	0	2	1	2	
	Palka, D.	.240	63	200	31	48	3	2	11	32	0	0	1	14	69	1	0	2	0	
Rondón, J.	.271	21	48	9	13	4	0	2	7	0	0	0	2	19	2	0	1	1		
Saladino, T.	.333	3	6	0	2	1	0	0	0	1	0	0	0	1	0	0	0	0		
PLAYERS 1	Sánchez, Y.	.262	78	298	37	78	17	5	4	26	1	2	5	21	63	8	3	2	8	
	Skole, M.	.000	1	2	0	0	0	0	0	0	0	0	0	0	2	0	0	0	0	
	Smith, K.	.341	29	91	11	31	5	0	1	12	0	0	2	7	8	1	0	4	1	
	Thompson, T.	.121	25	58	7	7	3	0	2	4	1	1	0	3	26	1	1	0	0	
	Tilson, C.	.259	19	58	3	15	0	1	0	9	0	0	1	7	11	1	2	2	0	
	PITCHERS	.000	81	0	0	0	0	0	0	0	0	0	0	0	0	0	0	0	0	5
TOTALS	.248	81	2715	321	672	126	20	82	311	11	12	33	204	803	51	26	43	51		
40-MAN ROSTER	PITCHER	ERA	W	L	G	GS	CG	SHO	SV	IP	AB	H	R	ER	HR	HB	BB	SO	WP	AVG
	Avilán, L.	3.70	2	1	33	0	0	0	1	24.1	91	23	10	10	1	2	9	29	1	.253
	Beck, C.	3.00	0	0	6	0	0	0	1	12.0	47	15	4	4	1	0	6	8	1	.319
	Bummer, A.	2.66	0	1	20	0	0	0	0	20.1	76	18	6	6	1	1	2	23	3	.237
	Burr, R.	9.95	0	0	5	0	0	0	0	6.1	25	8	7	7	3	0	5	4	0	.320
	Cedeño, X.	3.21	1	0	18	0	0	0	0	14.0	52	10	6	5	1	0	6	15	2	.192
	Covey, D.	4.23	3	6	14	10	0	0	0	61.2	245	67	34	29	3	0	24	53	2	.273
	Danish, T.	9.00	0	0	5	0	0	0	0	5.0	20	7	5	5	2	1	4	4	0	.350
	Davidson, M.	0.00	0	0	2	0	0	0	0	2.0	7	1	0	0	0	0	1	1	0	.143
	Farquhar, D.	5.40	0	0	3	0	0	0	0	3.1	13	3	2	2	1	0	0	6	0	.231
	Frare, C.	6.23	0	0	6	0	0	0	0	4.1	16	4	3	3	0	1	1	5	1	.250
	Fry, J.	5.61	2	3	31	1	0	0	2	25.2	95	20	18	16	4	1	10	40	2	.211
	Fulmer, C.	9.17	1	3	5	4	0	0	0	17.2	72	21	20	18	6	4	14	18	2	.292
	Giolito, L.	7.80	3	7	15	15	0	0	0	72.2	291	77	65	63	12	9	43	63	5	.265
	Gómez, J.	5.06	0	0	16	0	0	0	0	16.0	62	19	9	9	2	1	7	16	0	.306
	González, M.	8.31	0	1	1	1	0	0	0	4.1	21	8	4	4	1	0	2	0	1	.381
	Hamilton, I.	2.84	1	2	7	0	0	0	0	6.1	22	4	2	2	1	0	1	4	0	.182
	Infante, G.	4.05	0	1	7	0	0	0	0	6.2	24	8	3	3	0	0	5	6	1	.333
	Jones, N.	6.94	1	1	14	0	0	0	4	11.2	52	18	9	9	3	1	4	12	1	.346
	Kopech, M.	7.56	0	1	3	3	0	0	0	8.1	37	13	7	7	4	3	2	11	1	.351
	López, R.	3.63	3	3	15	15	0	0	0	94.1	351	74	40	38	19	3	28	77	1	.211
	Minaya, J.	2.08	1	2	23	0	0	0	0	21.2	80	16	6	5	1	0	10	25	0	.200
	Rodón, C.	3.58	3	3	9	9	0	0	0	55.1	208	45	23	22	8	7	18	41	1	.216
	Rondón, B.	6.94	2	1	16	0	0	0	0	11.2	44	9	10	9	0	0	13	19	2	.205
Ruiz, J.	2.70	0	0	4	0	0	0	0	3.1	14	4	1	1	0	0	2	4	2	.286	
Santiago, H.	3.54	1	3	27	3	0	0	0	53.1	198	45	23	21	9	1	35	54	1	.227	
Scahill, R.	13.50	0	0	2	0	0	0	0	1.1	7	3	3	2	0	2	1	1	0	.429	
Shields, J.	3.85	5	8	19	19	0	0	0	119.1	448	105	60	51	13	5	44	92	10	.234	
Soria, J.	3.06	0	0	18	0	0	0	5	17.2	67	15	7	6	1	0	2	21	0	.224	
Vieira, T.	8.10	0	1	12	0	0	0	0	13.1	55	17	12	12	3	2	6	11	5	.309	
Volstad, C.	3.75	1	3	15	1	0	0	0	24.0	91	24	10	10	4	1	3	13	0	.264	
TOTALS	4.60	30	51	81	81	0	4	13	738.0	2831	701	409	377	104	45	308	676	45	.248	

WHITE SOX STATISTICS

WHITE SOX VS. LEFT-HANDERS

BATTER	AVG	G	AB	R	H	2B	3B	HR	RBI	SH	SF	HP	BB	SO	SB	CS	DP	SLG	OBP
Abreu, J.	.290	49	100	16	29	9	1	5	19	0	2	2	11	29	1	0	3	.550	.365
Anderson, T.	.282	76	156	23	44	9	0	7	17	0	2	0	8	35	2	4	5	.474	.313
Castillo, W.	.286	24	49	5	14	0	0	2	3	0	0	0	4	11	0	0	1	.408	.340
Cordell, R.	.167	10	12	2	2	0	0	1	2	0	1	1	0	5	0	0	0	.417	.214
Davidson, M.	.289	62	114	16	33	9	0	5	18	0	0	2	15	39	0	0	2	.500	.382
Delmonico, N.	.156	35	45	5	7	5	1	0	4	0	0	2	7	20	0	0	2	.311	.296
Engel, A.	.233	69	120	9	28	7	2	0	8	2	0	1	4	32	3	1	0	.325	.264
García, A.	.279	39	86	12	24	6	1	3	6	0	0	0	7	24	1	0	3	.477	.333
García, L.	.333	45	81	7	27	2	2	1	12	1	0	1	1	20	1	0	1	.444	.349
Garneau, D.	.500	1	2	0	1	0	0	0	1	0	0	0	0	0	0	0	0	.500	.500
González, A.	.250	2	4	0	1	0	0	0	1	0	0	0	0	2	0	0	0	.250	.250
LaMarre, R.	.361	20	36	3	13	5	0	1	6	0	1	0	1	11	1	1	0	.583	.368
Moncada, Y.	.209	88	148	12	31	5	1	2	10	1	2	0	17	57	1	0	3	.297	.287
Narváez, O.	.159	41	44	4	7	1	1	0	3	1	0	1	11	14	0	1	0	.227	.339
Palka, D.	.200	56	75	5	15	1	0	2	6	0	0	1	7	34	2	0	1	.293	.277
Rondón, J.	.196	22	46	6	9	3	0	2	6	0	0	0	3	16	0	0	3	.391	.245
Saladino, T.	.250	2	4	0	1	1	0	0	0	0	0	0	0	2	0	0	0	.500	.250
Sánchez, Y.	.194	88	134	9	26	3	2	0	8	2	0	1	13	41	4	2	3	.246	.270
Skole, M.	.000	2	2	0	0	0	0	0	0	0	0	0	0	1	0	0	0	.000	.000
Smith, K.	.438	26	48	8	21	3	0	2	13	0	1	1	4	4	0	0	0	.625	.481
Thompson, T.	.136	25	44	8	6	3	0	1	2	0	0	0	3	18	0	0	0	.273	.191
Tilson, C.	.125	11	16	0	2	0	0	0	1	1	0	0	2	5	0	0	0	.125	.222
PITCHERS	.000		2	0	0	0	0	0	0	0	0	0	0	1	0	0	0	.000	.000
TOTALS	.249		1368	150	341	72	11	34	146	8	9	13	118	421	16	9	27	.393	.313

PITCHER	AVG	AB	H	HR	HB	BB	SO
Avilán, L.	.214	70	15	0	1	5	21
Beck, C.	.277	47	13	1	1	4	5
Bummer, A.	.245	53	13	0	1	3	15
Burr, R.	.333	12	4	0	0	5	2
Cedeño, X.	.209	43	9	0	0	4	16
Covey, D.	.266	252	67	10	1	36	55
Danish, T.	.500	8	4	1	0	4	1
Davidson, M.	.200	5	1	0	0	1	1
Farquhar, D.	.000	4	0	0	0	0	2
Frare, C.	.182	11	2	0	0	1	5
Fry, J.	.143	84	12	0	0	8	34
Fulmer, C.	.297	64	19	3	2	12	14
Giolito, L.	.271	343	93	13	7	49	58
Gómez, J.	.343	35	12	1	0	5	6
González, M.	.348	23	8	2	0	3	1
Hamilton, I.	.400	10	4	1	0	2	1
Infante, G.	.333	6	2	0	0	4	1
Jones, N.	.235	51	12	3	1	5	14
Kopech, M.	.258	31	8	1	2	1	9
López, R.	.220	359	79	13	5	44	74
Minaya, J.	.164	67	11	3	0	12	22
Rodón, C.	.245	94	23	6	2	15	21
Rondón, B.	.333	45	15	1	0	9	12
Ruiz, J.	.200	5	1	0	0	1	2
Santiago, H.	.288	104	30	2	1	28	24
Scahill, R.	.500	6	3	0	0	1	1
Shields, J.	.214	393	84	15	3	48	84
Soria, J.	.264	72	19	2	0	5	16
Vieira, T.	.342	38	13	2	0	3	8
Volstad, C.	.342	79	27	6	2	3	15
TOTALS	.250	2414	603	86	29	321	540

WHITE SOX STATISTICS

WHITE SOX VS. RIGHT-HANDERS

BATTER	AVG	G	AB	R	H	2B	3B	HR	RBI	SH	SF	HP	BB	SO	SB	CS	DP	SLG	OBP	
Abreu, J.	.258	126	399	52	103	27	0	17	59	0	4	9	26	80	1	0	11	.454	.315	
Anderson, T.	.224	145	411	54	92	19	3	13	47	2	1	4	22	114	24	4	10	.380	.269	
Castillo, W.	.248	45	121	12	30	7	0	4	12	0	0	2	5	35	1	0	6	.405	.289	
Cordell, R.	.080	15	25	1	2	1	0	0	2	0	1	0	0	10	0	0	0	.120	.077	
Davidson, M.	.206	123	320	35	66	14	0	15	44	0	3	5	37	126	0	0	6	.391	.296	
Delmonico, N.	.226	83	239	26	54	6	4	8	21	0	1	4	20	60	1	2	5	.385	.295	
Engel, A.	.236	133	309	40	73	10	2	6	21	5	1	7	14	97	13	7	1	.340	.284	
García, A.	.222	90	270	35	60	5	1	16	43	0	5	4	13	78	2	1	6	.426	.264	
García, L.	.243	77	177	16	43	5	2	3	20	3	1	2	8	49	11	1	1	.345	.282	
Garneau, D.	.000	1	0	0	0	0	0	0	0	0	0	0	1	0	0	0	0	.000	1.000	
González, A.	.000	3	5	0	0	0	0	0	0	0	0	0	0	2	0	0	0	.000	.000	
LaMarre, R.	.233	25	30	5	7	1	0	1	4	0	1	1	1	9	0	0	0	.367	.273	
Moncada, Y.	.244	146	430	61	105	27	5	15	51	1	0	1	50	160	11	6	1	.435	.324	
Narváez, O.	.297	95	236	26	70	13	0	9	27	1	0	1	27	51	0	1	5	.466	.371	
Palka, D.	.249	122	342	51	85	14	3	25	61	0	0	1	23	119	0	1	6	.526	.298	
Rondón, J.	.259	34	54	9	14	3	0	4	8	0	0	0	4	14	2	1	0	.537	.310	
Saladino, T.	.250	5	4	2	1	0	0	0	0	1	0	0	0	1	0	0	0	.250	.250	
Sánchez, Y.	.255	153	466	53	119	31	8	8	47	0	3	7	36	97	10	4	6	.408	.316	
Skole, M.	.333	4	9	2	3	0	0	1	1	0	0	0	2	2	0	0	0	.667	.455	
Smith, K.	.236	48	123	13	29	3	0	1	8	0	0	4	6	14	1	0	5	.285	.293	
Thompson, T.	.104	42	77	6	8	0	0	2	7	1	1	0	4	28	3	1	0	.182	.146	
Tilson, C.	.289	39	90	7	26	1	1	0	10	1	1	1	8	15	2	3	2	.322	.350	
PITCHERS	.056		18	0	1	0	0	0	0	1	0	0	0	12	0	0	1	.056	.056	
TOTALS	.239		4155	506	991	187	29	148	493	16	23	53	307	1173	82	32	72	.404	.298	
PITCHER	AVG	AB	H	HR	HB	BB	SO													
Avilán, L.	.298	84	25	2	1	9	25													
Beck, C.	.262	42	11	4	0	7	11													
Bummer, A.	.338	80	27	1	0	7	20													
Burr, R.	.333	24	8	3	1	1	4													
Cedeño, X.	.200	50	10	1	0	9	12													
Covey, D.	.272	228	62	3	1	16	36													
Danish, T.	.235	17	4	1	1	0	4													
Davidson, M.	.000	5	0	0	0	0	1													
Farquhar, D.	.250	24	6	3	0	0	7													
Frare, C.	.267	15	4	0	1	3	4													
Fry, J.	.234	107	25	4	1	12	36													
Fulmer, C.	.265	68	18	5	3	12	15													
Giolito, L.	.227	321	73	14	8	41	67													
Gómez, J.	.266	64	17	2	1	5	21													
González, M.	.432	37	16	2	0	3	4													
Hamilton, I.	.105	19	2	1	1	0	4													
Infante, G.	.370	27	10	0	0	4	5													
Jones, N.	.242	66	16	1	2	10	18													
Kopech, M.	.400	30	12	3	3	1	6													
López, R.	.249	346	86	12	5	31	77													
Minaya, J.	.255	110	28	0	3	17	36													
Rodón, C.	.213	347	74	9	10	40	69													
Rondón, B.	.278	79	22	0	1	18	28													
Ruiz, J.	.308	13	4	1	0	2	4													
Santiago, H.	.251	287	72	14	4	32	79													
Scahill, R.	.143	14	2	0	2	2	2													
Shields, J.	.277	382	106	19	6	30	70													
Soria, J.	.200	80	16	0	1	5	33													
Vieira, T.	.235	34	8	2	3	6	7													
Volstad, C.	.325	117	38	3	1	9	14													
TOTALS	.257	3117	802	110	60	332	719													

OVERVIEW

STAFF

PLAYERS 1

PLAYERS 2

40-MAN ROSTER

2018 REVIEW

OPPONENTS

CHRONOLOGY

MINOR LEAGUES

WHITE SOX STATISTICS

WHITE SOX ON ARTIFICIAL TURF

BATTER	AVG	G	AB	R	H	2B	3B	HR	RBI	SH	SF	HP	BB	SO	SB	CS	DP	E
Abreu, J.	.500	6	24	4	12	1	0	3	4	0	0	1	1	4	0	0	1	0
Anderson, T.	.261	6	23	5	6	1	0	1	3	0	0	0	1	7	3	0	0	1
Castillo, W.	.273	3	11	3	3	0	0	2	2	0	0	0	1	4	0	0	0	0
Davidson, M.	.071	4	14	1	1	0	0	1	1	0	0	1	1	5	0	0	2	0
Delmonico, N.	.250	5	16	2	4	2	0	0	1	0	0	0	1	7	0	0	1	0
Engel, A.	.091	6	11	1	1	0	0	0	1	0	0	1	1	2	0	0	0	1
García, A.	.217	6	23	4	5	0	0	3	4	0	0	1	2	6	1	0	3	0
García, L.	.154	5	13	0	2	0	0	0	1	1	0	0	2	6	0	1	1	0
Garneau, D.	.500	1	2	0	1	0	0	0	1	0	0	0	1	0	0	0	0	1
Moncada, Y.	.136	6	22	0	3	1	0	0	2	0	0	0	5	9	0	0	0	0
Narváez, O.	.143	3	7	0	1	1	0	0	0	0	0	0	1	1	0	0	1	1
Palka, D.	.100	3	10	1	1	0	0	1	2	0	0	0	0	7	0	0	0	0
Saladino, T.	.000	1	2	0	0	0	0	0	0	0	0	0	0	2	0	0	0	0
Sánchez, Y.	.235	6	17	3	4	2	0	1	1	0	0	2	3	9	1	0	1	1
PITCHERS	.000	6	0	0	0	0	0	0	0	0	0	0	0	0	0	0	0	0
TOTALS	.226	6	195	24	44	8	0	12	23	1	0	6	20	69	5	1	10	5

PITCHER	ERA	W	L	G	GS	CG	SHO	SV	IP	AB	H	R	ER	HR	HB	BB	SO	WP	AVG
Avilán, L.	6.75	0	0	2	0	0	0	0	1.1	6	2	1	1	0	0	1	2	0	.333
Bummer, A.	0.00	0	0	2	0	0	0	0	1.0	6	2	0	0	0	0	1	1	0	.333
Cedeño, X.	54.00	1	0	2	0	0	0	0	0.1	3	2	2	2	0	0	1	0	0	.667
Danish, T.	0.00	1	0	2	0	0	0	0	1.1	5	1	0	0	0	0	0	1	0	.200
Farquhar, D.	7.71	0	1	2	0	0	0	0	2.1	9	2	2	2	2	0	0	1	0	.222
Fry, J.	27.00	0	0	2	0	0	0	0	0.1	2	1	1	1	0	0	1	1	0	.500
Fulmer, C.	3.60	0	0	1	1	0	0	0	5.0	20	4	3	2	0	0	1	5	0	.200
Giolito, L.	1.29	0	0	1	1	0	0	0	7.0	20	2	1	1	0	1	3	6	0	.100
Gómez, J.	0.00	0	0	1	0	0	0	0	0.1	2	1	0	0	0	0	0	1	0	.500
González, M.	9.00	0	1	1	1	0	0	0	5.0	23	8	6	5	2	0	2	4	0	.348
Infante, G.	135.00	0	0	1	0	0	0	0	0.1	3	3	5	5	0	0	2	0	0	1.000
Jones, N.	0.00	1	0	1	0	0	0	0	1.1	4	0	0	0	0	0	0	1	0	.000
López, R.	1.50	0	0	1	1	0	0	0	6.0	19	2	1	1	1	0	2	6	0	.105
Minaya, J.	0.00	0	0	3	0	0	0	0	2.2	10	2	0	0	0	0	1	4	1	.200
Rodón, C.	0.00	0	0	1	1	0	0	0	6.0	18	3	1	0	0	1	5	4	0	.167
Santiago, H.	7.71	1	0	3	0	0	0	1	4.2	17	5	4	4	0	1	3	3	0	.294
Shields, J.	3.00	0	0	1	1	0	0	0	6.0	22	5	4	2	1	0	4	6	0	.227
Soria, J.	0.00	0	0	1	0	0	0	1	1.0	3	0	0	0	0	0	0	2	0	.000
Vieira, T.	0.00	0	0	1	0	0	0	1	1.0	3	0	0	0	0	0	1	2	1	.000
TOTALS	4.42	4	2	6	6	0	0	3	53.0	195	45	31	26	6	3	28	50	2	.231

OVERVIEW

STAFF

PLAYERS 1

PLAYERS 2

40-MAN ROSTER

2018 REVIEW

OPPONENTS

CHRONOLOGY

MINOR LEAGUES

WHITE SOX STATISTICS

WHITE SOX WITH THE BASES LOADED

PLAYER	OUTS	AVG	TOT					SP					BB	IBB	SO	SH	SF	GDP
			AB	H	2B	3B	HR	RBI	RBI	MISP	MOB							
Abreu, J.	<2	.500	2	1	1	0	0	5	5	10	15	2	0	0	0	1	1	
Abreu, J.	=2	.000	2	0	0	0	0	0	0	4	6	0	0	0	0	0	0	
Abreu, J.		.250	4	1	1	0	0	5	5	14	21	2	0	0	0	1	1	
Anderson, T.	<2	1.000	1	1	0	0	0	2	2	4	6	1	0	0	0	0	0	
Anderson, T.	=2	.250	4	1	1	0	0	3	3	10	15	1	0	1	0	0	0	
Anderson, T.		.400	5	2	1	0	0	5	5	14	21	2	0	1	0	0	0	
Castillo, W.	<2	.000	0	0	0	0	0	0	0	0	0	0	0	0	0	0	0	
Castillo, W.	=2	.333	3	1	0	0	0	2	2	6	9	0	0	1	0	0	0	
Castillo, W.		.333	3	1	0	0	0	2	2	6	9	0	0	1	0	0	0	
Davidson, M.	<2	.000	3	0	0	0	0	0	0	6	9	0	0	2	0	0	0	
Davidson, M.	=2	.333	6	2	0	0	0	4	4	14	21	1	0	2	0	0	0	
Davidson, M.		.222	9	2	0	0	0	4	4	20	30	1	0	4	0	0	0	
Delmonico, N.	<2	.000	1	0	0	0	0	0	0	2	3	0	0	0	0	0	0	
Delmonico, N.	=2	.000	1	0	0	0	0	0	0	2	3	0	0	0	0	0	0	
Delmonico, N.		.000	2	0	0	0	0	0	0	4	6	0	0	0	0	0	0	
Engel, A.	<2	.500	4	2	0	0	0	3	3	8	12	0	0	2	0	0	0	
Engel, A.	=2	.200	5	1	0	0	0	1	1	10	15	0	0	0	0	0	0	
Engel, A.		.333	9	3	0	0	0	4	4	18	27	0	0	2	0	0	0	
García, A.	<2	.000	3	0	0	0	0	2	2	10	15	0	0	2	0	1	0	
García, A.	=2	.000	1	0	0	0	0	0	0	2	3	0	0	0	0	0	0	
García, A.		.000	4	0	0	0	0	2	2	12	18	0	0	2	0	1	0	
García, L.	<2	.500	2	1	0	1	0	4	3	6	9	0	0	1	0	1	0	
García, L.	=2	.250	4	1	0	0	0	2	2	8	12	0	0	1	0	0	0	
García, L.		.333	6	2	0	1	0	6	5	14	21	0	0	2	0	1	0	
LaMarre, R.	<2	.000	0	0	0	0	0	1	1	2	3	0	0	0	0	1	0	
LaMarre, R.	=2	.000	0	0	0	0	0	0	0	0	0	0	0	0	0	0	0	
LaMarre, R.		.000	0	0	0	0	0	1	1	2	3	0	0	0	0	1	0	
Moncada, Y.	<2	.636	11	7	2	1	1	16	13	24	36	0	0	2	0	1	0	
Moncada, Y.	=2	.167	6	1	1	0	0	4	3	14	21	1	0	2	0	0	0	
Moncada, Y.		.471	17	8	3	1	1	20	16	38	57	1	0	4	0	1	0	
Narváez, O.	<2	.000	5	0	0	0	0	0	0	10	15	0	0	2	0	0	0	
Narváez, O.	=2	1.000	1	1	1	0	0	4	3	4	6	1	0	0	0	0	0	
Narváez, O.		.167	6	1	1	0	0	4	3	14	21	1	0	2	0	0	0	
Palka, D.	<2	.333	6	2	0	0	0	5	5	14	21	1	0	1	0	0	2	
Palka, D.	=2	.000	1	0	0	0	0	1	1	4	6	1	0	0	0	0	0	
Palka, D.		.286	7	2	0	0	0	6	6	18	27	2	0	1	0	0	2	
Sánchez, Y.	<2	.667	3	2	1	0	0	6	5	10	15	0	0	0	0	2	0	
Sánchez, Y.	=2	.222	9	2	0	0	0	5	4	18	27	0	0	1	0	0	0	
Sánchez, Y.		.333	12	4	1	0	0	11	9	28	42	0	0	1	0	2	0	
Santiago, H.	<2	.000	1	0	0	0	0	0	0	2	3	0	0	0	0	0	1	
Santiago, H.	=2	.000	0	0	0	0	0	0	0	0	0	0	0	0	0	0	0	
Santiago, H.		.000	1	0	0	0	0	0	0	2	3	0	0	0	0	0	1	
Smith, K.	<2	.000	1	0	0	0	0	2	2	4	6	0	0	0	0	1	0	
Smith, K.	=2	.000	2	0	0	0	0	1	1	6	9	0	0	0	0	0	0	
Smith, K.		.000	3	0	0	0	0	3	3	10	15	0	0	0	0	1	0	
Thompson, T.	<2	.000	0	0	0	0	0	0	0	0	0	0	0	0	0	0	0	
Thompson, T.	=2	.000	1	0	0	0	0	0	0	2	3	0	0	1	0	0	0	
Thompson, T.		.000	1	0	0	0	0	0	0	2	3	0	0	1	0	0	0	
Tilson, C.	<2	.000	1	0	0	0	0	0	0	2	3	0	0	0	0	0	0	
Tilson, C.	=2	.000	2	0	0	0	0	0	0	4	6	0	0	0	0	0	0	
Tilson, C.		.000	3	0	0	0	0	0	0	6	9	0	0	0	0	0	0	
WHITE SOX	<2	.364	44	16	4	2	1	46	41	114	171	4	0	12	0	8	4	
WHITE SOX	=2	.208	48	10	3	0	0	27	24	108	162	5	0	9	0	0	0	
WHITE SOX		.283	92	26	7	2	1	73	65	222	333	9	0	21	0	8	4	

OVERVIEW | STAFF | PLAYERS 1 | PLAYERS 2 | 40-MAN ROSTER | 2018 REVIEW | OPPONENTS | CHRONOLOGY | MINOR LEAGUES

WHITE SOX HOME RUN LOG

OVERVIEW

STAFF

PLAYERS 1

PLAYERS 2

40-MAN ROSTER

2018 REVIEW

OPPONENTS

CHRONOLOGY

MINOR LEAGUES

JOSÉ ABREU (22)

No.	Date	Opp.	Pitcher	On	Loc.	Dist.	Notes
1	3/29	at K.C.	Duffy	1	LCF	410	
2	4/4	at Tor.	Tepera	0	CF	430	
3	4/10	vs. T.B.	Colomé	2	CF	411	
4	4/16	at Oak.	Mengden	0	CF	422	
5	4/23	vs. Sea.	Leake	1	LF	353	
6	4/23	vs. Sea.	LeBlanc	0	RF	422	12th career multiHR game
7	5/4	vs. Min.	Berríos	1	LF	434	
8	5/19	vs. Tex.	Jepsen	0	CF	412	
9	5/26	at Det.	Liriano	0	RF	371	
10	6/5-2	at Min.	Littell	0	CF	413	T13th Thome Sox history
11	6/14	vs. Cle.	Clevinger	1	RF	377	T12th Miñoso Sox history
12	6/27	vs. Min.	Gibson	0	LF	382	T11th Valentín Sox history
13	7/13	vs. K.C.	Fillmyer	0	CF	451	
14	7/23	at LAA	Barris	0	CF	415	
15	7/26	at LAA	Tropeano	0	LF	390	
16	7/26	at LAA	Parker	1	LF	431	13th career multiHR game
17	8/2	vs. K.C.	Adam	0	CF	408	
18	8/3	at T.B.	Schultz	1	LF	384	
19	8/4	at T.B.	Snell	0	CF	416	
20	8/7	vs. NYY	Britton	1	RCF	403	5th straight 20-HR season
21	8/15	at Det.	Zimmermann	1	LCF	434	
22	8/17	vs. K.C.	Adam	2	LF	418	

TIM ANDERSON (20)

No.	Date	Opp.	Pitcher	On	Loc.	Dist.	Notes
1	3/29	at K.C.	Duffy	0	LF	404	
2	3/29	at K.C.	Boyer	1	LF	392	1st career multiHR game
3	4/3	at Tor.	Happ	0	RF	383	
4	4/28-2	at K.C.	Skoglund	0	LCF	414	5th career leadoff HR
5	5/5	vs. Min.	Magill	0	LF	385	
6	5/5	vs. Min.	Hughes	0	LF	369	2nd career multiHR game
7	5/9	vs. Pit.	Williams	1	LF	378	
8	5/25	at Det.	Fiers	0	LF	404	
9	5/26	at Det.	Liriano	0	LF	374	
10	5/26	at Det.	Coleman	2	LF	378	3rd career multiHR game
11	5/28	at Cle.	Plutko	0	RCF	401	Back-to-back with Skole
12	6/22-2	vs. Oak.	Petit	0	LF	401	
13	6/23	vs. Oak.	Mengden	2	RF	350	
14	7/22	at Sea.	Gonzales	1	LF	377	
15	8/8	vs. NYY	Severino	0	RF	368	
16	8/19	vs. K.C.	Fillmyer	1	RF	355	
17	8/22	vs. Min.	Gibson	0	LF	396	
18	9/2	vs. Bos.	Johnson	0	LF	379	
19	9/12	at K.C.	Smith	1	LCF	402	
20	9/22	vs. Cubs	Lester	0	LF	362	20 HR/20 SB season

WELINGTON CASTILLO (6)

No.	Date	Opp.	Pitcher	On	Loc.	Dist.	Notes
1	4/2	at Tor.	García	0	LF	409	1st HR with White Sox
2	4/2	at Tor.	Oh	0	CF	389	6th career multiHR game
3	4/26	at K.C.	Junis	0	LC	397	
4	5/8	vs. Pit.	Nova	1	RF	346	
5	5/8	vs. Pit.	Kontos	0	LF	380	7th career multiHR game
6	5/20	vs. Tex.	Minor	0	LF	430	

RYAN CORDELL (1)

No.	Date	Opp.	Pitcher	On	Loc.	Dist.	Notes
1	9/14	at Bal.	Scott	0	LF	419	1st MLB HR

MATT DAVIDSON (20)

No.	Date	Opp.	Pitcher	On	Loc.	Dist.	Notes
1	3/29	at K.C.	Duffy	0	LCF	435	
2	3/29	at K.C.	Boyer	0	LCF	426	1st career multiHR game
3	3/29	at K.C.	Flynn	2	LF	376	Sox 16th 3-HR game
4	4/4	at Tor.	Sanchez	0	LF	362	
5	4/11	vs. T.B.	Pruitt	1	CF	405	
6	4/26	at K.C.	Junis	0	LF	374	
7	4/26	at K.C.	Junis	1	LCF	450	2nd career multiHR game
8	4/27	at K.C.	Duffy	0	RCF	447	
9	4/27	at K.C.	Hill	1	RF	411	3rd career multiHR game
10	5/12	at Cubs	Edwards	2	RCF	387	
11	5/13	at Cubs	Hendricks	0	LF	414	
12	6/17	vs. Det.	Hardy	0	LF	376	
13	6/18	at Cle.	Otero	0	RCF	383	
14	6/30	at Tex.	Colón	0	CF	414	
15	7/25	at LAA	Parker	0	RCF	389	

No.	Date	Opp.	Pitcher	On	Loc.	Dist.	Notes
16	7/31	vs. K.C.	McCarthy	1	LF	391	
17	8/15	at Det.	Zimmermann	0	LF	370	
18	8/20	at Min.	May	1	CF	406	
19	8/31	vs. Bos.	Thornburg	2	LCF	426	
20	9/3	vs. Det.	Greene	1	LF	351	2nd career walkoff HR

NICKY DELMONICO (8)

No.	Date	Opp.	Pitcher	On	Loc.	Dist.	Notes
1	4/9	vs. T.B.	Archer	1	RF	350	
2	7/26	at LAA	Tropeano	0	RF	388	
3	7/28	vs. Tor.	Clippard	0	RF	375	
4	8/17	vs. K.C.	Adam	2	RF	405	
5	8/18	vs. K.C.	Keller	0	RF	393	
6	8/21	vs. Min.	Berríos	0	CF	410	
7	8/22	vs. Min.	Gibson	0	RF	379	
8	9/3	vs. Det.	Fulmer	0	RF	397	1st career leadoff HR

ADAM ENGEL (6)

No.	Date	Opp.	Pitcher	On	Loc.	Dist.	Notes
1	5/23	vs. Bal.	Araujo	1	LF	402	
2	6/3	vs. Mil.	Albers	0	RCF	387	Back-to-back with Palka
3	8/12	vs. Cle.	Cimber	0	CF	396	
4	8/13	at Det.	Wilson	0	LF	407	
5	8/22	vs. Min.	Gibson	1	LF	369	
6	9/10	at K.C.	Junis	0	CF	423	

AVISAÍ GARCÍA (19)

No.	Date	Opp.	Pitcher	On	Loc.	Dist.	Notes
1	4/3	at Tor.	Happ	0	LCF	481	
2	6/26	vs. Min.	Busenitz	0	LF	398	
3	6/27	vs. Min.	Pressly	0	LF	368	
4	6/30	at Tex.	Chávez	0	CF	410	
5	7/2	at Cin.	Hughes	0	RCF	376	
6	7/3	at Cin.	DeSclafani	0	LF	414	
7	7/3	at Cin.	Iglesias	0	LF	431	7th career multiHR game
8	7/6	at Hou.	Peacock	1	RF	363	
9	7/7	at Hou.	Giles	0	LF	419	
10	7/21	at Sea.	Hernández	2	CF	418	
11	7/26	at LAA	Tropeano	0	LF	430	
12	8/5	at T.B.	Yarbrough	0	LF	363	
13	8/5	at T.B.	Yarbrough	0	RCF	398	8th career multiHR game
14	8/19	vs. K.C.	Fillmyer	2	LF	389	
15	8/30	vs. Bos.	Porcello	1	CF	421	
16	9/7	vs. LAA	Peña	0	RCF	375	
17	9/14	at Bal.	Yacabonis	1	LF	358	
18	9/15	at Bal.	Givens	0	LF	408	
19	9/25	vs. Cle.	Bauer	1	LF	385	New career high

LEURY GARCÍA (4)

No.	Date	Opp.	Pitcher	On	Loc.	Dist.	Notes
1	5/4	vs. Min.	Berríos	0	LF	359	
2	5/16	at Pit.	Taillon	0	RCF	418	
3	7/5	at Hou.	Devenski	0	RCF	421	
4	7/13	vs. K.C.	Hill	0	CF	396	

RYAN LaMARRE (2)

No.	Date	Opp.	Pitcher	On	Loc.	Dist.	Notes
1	8/14	at Det.	Hardy	0	LF	387	1st MLB HR
2	8/29	at NYY	Green	0	RF	367	

YOÁN MONCADA (17)

No.	Date	Opp.	Pitcher	On	Loc.	Dist.	Notes
1	3/31	at K.C.	Maurer	0	RCF	433	
2	4/17	at Oak.	Dull	1	RF	387	
3	4/18	at Oak.	Triggs	3	RF	395	1st career grand slam
4	4/23	vs. Sea.	Leake	0	RF	411	
5	4/25	vs. Sea.	Hernández	0	RF	394	1st career leadoff HR
6	4/26	at K.C.	Junis	0	RF	393	2nd career leadoff HR
7	5/23	vs. Bal.	Cobb	2	RF	421	
8	6/5-1	at Min.	Romero	0	CF	433	3rd career leadoff HR
9	6/12	vs. Cle.	Plutko	0	RF	429	4th career leadoff HR
10	6/24	vs. Oak.	Hendriks	2	RF	377	
11	7/4	at Cin.	Romano	1	RCF	392	
12	7/15	vs. K.C.	Romero	0	LCF	400	
13	7/24	at LAA	Ramírez	0	RF	367	
14	8/1	vs. K.C.	Junis	0	RF	363	5th career leadoff HR
15	8/11	vs. Cle.	Bauer	0	RF	409	
16	8/21	vs. Min.	Moya	0	LCF	403	
17	8/31	vs. Bos.	Eovaldi	1	LF	348	

WHITE SOX HOME RUN LOG

OVERVIEW

STAFF

PLAYERS 1

PLAYERS 2

40-MAN ROSTER

2018 REVIEW

OPPONENTS

CHRONOLOGY

MINOR LEAGUES

OMAR NARVÁEZ (9)

No.	Date	Opp.	Pitcher	On	Loc.	Dist.	Notes
1	6/15	vs. Det.	Fiers	2	RF	387	
2	7/5	at Hou.	Verlander	0	RF	401	
3	7/13	vs. K.C.	McCarthy	1	LF	374	
4	7/29	vs. Tor.	Santos	0	RF	358	
5	8/13	at Det.	VerHagen	0	RF	366	
6	8/19	vs. K.C.	Fillmyer	0	RF	370	
7	9/14	at Bal.	Yacabonis	1	CF	395	
8	9/20	at Cle.	Kluber	0	RF	407	
9	9/20	at Cle.	Tomlin	0	RF	360	

DANIEL PALKA (27)

No.	Date	Opp.	Pitcher	On	Loc.	Dist.	Notes
1	4/28-1	at K.C.	Oaks	2	RCF	427	1st MLB HR
2	5/3	vs. Min.	Odorizzi	1	RCF	432	
3	5/9	vs. Pit.	Williams	1	LF	416	
4	5/26	at Det.	Liriano	0	RF	391	
5	5/29	at Cle.	Beliveau	0	CF	411	
6	6/3	vs. Mil.	Albers	0	RF	433	1st career PH HR
7	6/24	vs. Oak.	Blackburn	0	RF	387	
8	7/3	at Cin.	DeSclafani	1	CF	448	
9	7/3	at Cin.	DeSclafani	0	CF	428	1st career multiHR game
10	7/4	at Cin.	Romano	0	RCF	432	
11	7/6	at Hou.	Peacock	0	LF	357	Back-to-back w/A. García
12	7/15	vs. K.C.	Smith	1	RF	371	
13	7/26	at LAA	Tropeano	0	CF	388	
14	7/26	at LAA	Tropeano	0	RCF	445	2nd career multiHR game
15	7/29	vs. Tor.	Tepera	0	RF	424	2nd career PH HR
16	8/2	vs. K.C.	Hammel	2	RCF	420	3rd career PH HR
17	8/5	at T.B.	Castillo	1	CF	439	
18	8/10	vs. Cle.	Ramírez	0	LF	389	1st career walkoff HR
19	8/26	at Det.	Zimmermann	1	RF	407	
20	9/2	vs. Bos.	Cuevas	0	RF	416	
21	9/3	vs. Det.	Greene	0	LCF	406	
22	9/10	at K.C.	Junis	1	RF	382	
23	9/16	at Bal.	Hess	0	RF	394	
24	9/16	at Bal.	Hess	0	LF	392	3rd career multiHR game
25	9/20	at Cle.	Kluber	0	RF	418	
26	9/19	at Cle.	Carrasco	0	CF	412	
27	9/21	vs. Cubs	Maples	1	RF	395	4th career PH HR

JOSÉ RONDÓN (6)

No.	Date	Opp.	Pitcher	On	Loc.	Dist.	Notes
1	5/23	vs. Bal.	Scott	1	RF	342	1st MLB home run
2	5/24	vs. Bal.	Bundy	2	LF	390	
3	5/27	at Det.	Greene	0	LF	371	
4	8/23	at Det.	Coleman	1	LF	422	
5	9/12	at K.C.	Skoglund	1	LF	369	
6	9/28-2	at Min.	De Jong	0	LF	388	

YOLMER SÁNCHEZ (8)

No.	Date	Opp.	Pitcher	On	Loc.	Dist.	Notes
1	4/3	at Tor.	Clippard	0	RF	441	
2	4/16	at Pit.	Tailon	0	RF	377	
3	5/30	at Cle.	Taylor	0	RF	449	
4	6/12	vs. Cle.	Plutko	0	RF	427	
5	6/24	vs. Oak.	Hendriks	0	RF	375	
6	7/28	vs. Tor.	Petricka	0	RF	379	
7	8/12	vs. Cle.	Cimber	0	CF	394	
8	9/16	at Bal.	Hess	1	CF	400	

MATT SKOLE (1)

No.	Date	Opp.	Pitcher	On	Loc.	Dist.	Notes
1	5/28	at Cle.	Plutko	0	RF	418	MLB debut

KEVAN SMITH (3)

No.	Date	Opp.	Pitcher	On	Loc.	Dist.	Notes
1	8/25	at Det.	Carpenter	1	LF	406	
2	9/23	vs. Cubs	Quintana	2	LCF	438	
3	9/28-2	at Min.	De Jong	0	LCF	392	

AMERICAN LEAGUE STATISTICS

AMERICAN LEAGUE CLUB BATTING

CLUB	AVG	G	AB	R	OR	H	TB	2B	3B	HR	GS	RBI	SH	SF	HP	BB	SO	SB	CS	DP	LOB	SHO	SLG	OBP
BOS	.268	162	5623	876	647	1509	2550	355	31	208	10	829	7	48	55	569	1253	125	31	130	1124	7	.453	.339
CLE	.259	162	5595	818	648	1447	2430	297	19	216	11	786	25	44	80	554	1189	135	36	98	1147	7	.434	.332
TB	.258	162	5475	716	646	1415	2225	274	43	150	4	664	28	50	101	540	1388	128	51	122	1156	9	.406	.333
HOU	.255	162	5453	797	534	1390	2319	278	18	205	7	763	14	45	61	565	1197	71	26	156	1052	10	.425	.329
SEA	.254	162	5513	677	711	1402	2250	256	32	176	2	644	29	41	70	430	1221	79	37	128	1084	7	.408	.314
OAK	.252	162	5579	813	674	1407	2450	322	20	227	4	778	6	44	76	550	1381	35	21	136	1085	7	.439	.325
MIN	.250	162	5526	738	775	1380	2240	318	22	166	6	704	19	38	37	534	1328	47	27	89	1087	6	.405	.318
NYN	.249	162	5515	851	669	1374	2490	269	23	267	8	821	10	59	62	625	1421	63	21	107	1100	4	.451	.329
KC	.245	162	5505	638	833	1350	2156	283	29	155	4	606	24	40	67	427	1310	117	38	123	1063	9	.392	.305
TOR	.244	162	5477	709	832	1336	2339	320	16	217	7	680	5	37	58	499	1387	47	30	118	1036	11	.427	.312
LAA	.242	162	5472	721	722	1323	2260	249	23	214	1	690	7	39	73	514	1300	89	22	111	1071	10	.413	.313
DET	.241	162	5494	630	796	1326	2085	284	35	135	3	597	15	40	52	428	1341	70	30	110	1071	18	.380	.300
SOX	.241	162	5523	656	848	1332	2217	259	40	182	1	639	24	32	66	425	1594	98	41	99	1050	12	.401	.302
TEX	.240	162	5453	737	848	1308	2204	266	24	194	4	696	33	34	88	555	1484	74	35	104	1093	12	.404	.318
BAL	.239	162	5507	622	892	1317	2153	242	15	188	4	593	13	35	57	422	1412	81	22	132	1027	15	.391	.298
TOT	.256		82710		11075		34368		390		76		259		1003		20206		468		16246		.416	
		1215		10999		20616		4272		2900		10490		626		7637		1259		1763		144		.318

AMERICAN LEAGUE CLUB PITCHING

CLUB	W	L	ERA	G	CG	SHO	REL	SV	IP	H	R	ER	HR	HB	BB	SO	WP	BK	AVG
HOU	103	59	3.11	162	3	12	510	46	1455.0	1164	534	503	152	66	435	1687	67	4	.217
TB	90	72	3.74	162	0	14	553	52	1448.1	1236	646	602	164	53	501	1421	55	6	.230
BOS	108	54	3.75	162	2	14	535	46	1458.2	1305	647	608	176	84	512	1558	51	3	.237
CLE	91	71	3.77	162	5	17	509	41	1457.1	1349	648	611	200	59	407	1544	54	2	.242
NYN	100	62	3.78	162	2	11	508	49	1456.1	1311	669	611	177	58	494	1634	73	4	.237
OAK	97	65	3.81	162	2	14	578	44	1465.2	1303	674	621	184	53	474	1237	86	2	.236
SEA	89	73	4.13	162	3	12	537	60	1448.2	1396	711	664	195	72	400	1328	57	3	.252
LAA	80	82	4.15	162	1	9	601	35	1437.1	1353	722	662	205	65	546	1386	87	3	.248
MIN	78	84	4.50	162	2	7	566	37	1443.1	1425	775	721	198	80	573	1377	59	0	.256
DET	64	98	4.58	162	0	2	542	37	1425.1	1423	796	726	216	60	491	1215	54	4	.258
SOX	62	100	4.84	162	0	8	553	34	1437.0	1405	848	772	196	89	653	1259	94	9	.254
TOR	73	89	4.85	162	0	3	590	39	1433.2	1476	832	772	208	67	551	1298	71	5	.265
TEX	67	95	4.92	162	1	5	506	42	1431.0	1516	848	783	222	72	491	1121	57	8	.271
KC	58	104	4.94	162	2	8	483	33	1432.0	1542	833	786	205	51	549	1157	68	4	.275
BAL	47	115	5.18	162	2	7	490	28	1431.0	1552	892	824	234	67	589	1203	81	8	.276
TOT	1207	1223	4.27	1215	25	143	8061	623	21660.2	20756	11075	10266	2932	996	7666	20425	1014	65	.250

AMERICAN LEAGUE CLUB FIELDING

CLUB	PCT	G	PO	A	E	TC	DP	TP	PB
HOUSTON	.989	162	4365	1369	63	5797	116	0	15
LOS ANGELES	.987	162	4312	1502	76	5890	173	0	18
KANSAS CITY	.987	162	4296	1529	77	5902	142	0	10
BOSTON	.987	162	4376	1366	77	5819	106	0	25
CLEVELAND	.986	162	4372	1353	83	5808	123	0	9
TAMPA BAY	.986	162	4345	1483	85	5913	136	0	17
OAKLAND	.985	162	4397	1594	89	6080	125	0	17
SEATTLE	.985	162	4346	1486	88	5920	152	1	13
NEW YORK	.984	162	4369	1344	94	5807	95	0	25
DETROIT	.984	162	4276	1428	95	5799	126	0	8
MINNESOTA	.984	162	4330	1454	97	5881	127	0	12
TORONTO	.983	162	4301	1447	101	5849	138	0	8
BALTIMORE	.982	162	4293	1537	104	5934	159	0	9
CHICAGO	.981	162	4311	1431	113	5855	135	0	20
TEXAS	.980	162	4293	1558	120	5971	168	1	13
TOTALS	.985	1215	64982	21881	1362	88225	2021	2	219

AMERICAN LEAGUE STATISTICS

AMERICAN LEAGUE CLUB MISCELLANEOUS

CLUB	VS LHS	VS RHS	GRASS	ARTIF	DAY	NIGHT	1-RUN	X-INN	VS NL	DOUBLEHEADERS			ATTENDANCE	
										W	L	S	HOME	ROAD
BAL	21-33	26-82	45-98	2-17	18-38	29-77	12-29	4-9	7-13	0	1	2	1,564,192	2,203,583
BOS	21-16	87-38	97-46	11-8	36-10	72-44	25-14	8-5	16-4	0	0	0	2,895,575	2,429,422
SOX	15-25	47-75	58-98	4-2	22-44	40-56	15-25	5-5	6-14	0	0	2	1,608,817	2,053,247
CLE	22-21	69-50	87-66	4-5	36-23	55-48	22-24	4-9	12-8	0	0	1	1,926,701	2,113,170
DET	19-24	45-74	62-93	2-5	30-41	34-57	22-30	5-5	6-14	0	0	2	1,856,970	2,092,634
HOU	37-23	66-36	100-55	3-4	34-17	69-42	24-24	5-6	13-7	1	0	0	2,980,549	2,307,383
KC	19-30	39-74	58-97	0-7	19-38	39-66	19-30	5-8	6-14	0	1	0	1,665,107	1,940,986
LAA	22-29	58-53	78-78	2-4	20-24	60-58	26-15	5-7	10-10	0	0	0	3,020,216	2,270,826
MIN	21-25	57-59	74-80	4-4	30-32	48-52	15-21	5-8	8-12	0	0	1	1,959,197	2,188,388
NY Yankees	30-15	70-47	90-53	10-9	32-20	68-42	23-17	9-5	11-9	0	0	1	3,482,865	2,454,838
OAK	32-25	65-40	92-63	5-2	37-23	60-42	31-14	13-6	12-8	0	0	1	1,527,588	2,299,865
SEA	30-24	59-49	84-71	5-2	25-27	64-46	36-21	14-1	6-14	0	0	1	2,299,489	2,173,995
TB	27-20	63-52	33-38	57-34	37-26	53-46	28-31	5-7	7-13	0	0	1	1,154,973	2,110,487
TEX	22-35	45-60	64-92	3-3	18-28	49-67	12-19	7-7	9-11	0	0	0	2,107,107	2,144,075
TOR	15-38	58-51	31-41	42-48	31-33	42-56	23-17	10-6	13-7	1	0	1	2,325,281	2,012,169

AMERICAN LEAGUE CLUB RANK BATTING

CLUB	AVG	G	AB	R	OR	H	TB	2B	3B	HR	GS	RBI	SH	SF	HP	BB	IBB	SO	SB	CS	DP	LOB	SHO	SLG	OBP
BAL	15	1	8	15	15	14	14	15	15	9	7	15	10	13	12	15	6	12	7	3	13	1	14	14	15
BOS	1	1	1	1	3	1	1	1	5	6	2	1	12	3	13	2	1	4	3	9	12	13	3	1	1
SOX	13	1	5	12	13	11	11	12	2	10	14	12	5	15	8	14	8	15	5	14	3	3	12	12	13
CLE	2	1	2	3	4	2	4	5	12	4	1	3	4	5	3	5	3	1	1	11	2	14	3	4	3
DET	12	1	10	14	10	12	15	6	3	15	12	14	8	8	14	12	8	8	11	7	6	6	15	15	14
HOU	4	1	14	5	1	6	6	8	13	7	4	5	9	4	10	3	6	2	10	5	15	4	9	6	4
KC	9	1	9	13	12	9	13	7	6	13	7	13	5	8	7	13	15	6	4	13	10	5	7	13	12
LAA	11	1	13	8	8	13	7	14	8	5	14	8	12	10	5	9	1	5	6	3	7	6	9	7	10
MIN	7	1	4	6	9	7	9	4	10	12	6	6	7	11	15	8	4	7	13	6	1	10	2	10	8
NY Yankees	8	1	6	2	5	8	2	10	8	1	3	2	11	1	9	1	5	13	12	1	5	12	1	2	5
OAK	6	1	3	4	6	4	3	2	11	2	7	4	14	5	4	6	8	9	15	1	14	9	3	3	6
SEA	5	1	7	11	7	5	8	13	4	11	13	11	2	7	6	11	11	3	8	12	11	8	3	8	9
TB	3	1	12	9	2	3	10	9	1	14	7	10	3	2	1	7	11	11	2	15	9	15	7	9	2
TEX	14	1	14	7	13	15	12	11	7	8	7	7	1	14	2	4	13	14	9	10	4	11	12	11	7
TOR	10	1	11	10	11	10	5	3	14	3	4	9	15	12	11	10	14	10	13	7	8	2	11	5	11

AMERICAN LEAGUE CLUB RANK PITCHING

CLUB	W	L	ERA	G	CG	SHO	REL	SV	IP	H	TBF	R	ER	HR	SH	SF	HB	BB	IBB	SO	WP	BK
BAL	15	1	15	1	4	11	14	15	13	15	15	15	15	15	8	7	9	14	12	13	12	13
BOS	1	15	3	1	4	2	9	4	2	4	9	3	3	3	1	9	14	9	2	3	1	4
SOX	13	3	11	1	12	9	5	13	10	9	14	13	11	7	10	10	15	15	10	10	15	15
CLE	5	11	4	1	1	1	11	8	3	6	3	4	4	9	5	1	5	2	12	4	2	2
DET	12	4	10	1	12	15	7	10	15	10	7	10	10	13	5	14	6	5	7	12	2	7
HOU	2	14	1	1	2	5	10	4	5	1	1	1	1	1	2	4	8	3	1	1	8	7
KC	14	2	14	1	4	9	15	14	12	14	12	12	14	10	13	14	1	11	11	14	9	7
LAA	8	8	8	1	10	8	1	12	9	7	6	8	7	10	4	5	7	10	4	6	14	4
MIN	9	7	9	1	4	11	4	10	8	11	13	9	9	8	15	12	13	13	14	7	7	1
NY Yankees	3	13	5	1	4	7	12	3	4	5	8	5	4	4	8	2	4	7	3	2	11	7
OAK	4	12	6	1	4	2	3	6	1	3	5	6	6	5	13	3	2	4	5	11	13	2
SB	6	10	2	1	12	2	5	2	7	2	2	2	2	2	5	6	2	8	14	5	4	12
TEX	11	5	13	1	10	13	13	7	13	13	10	13	13	14	12	13	11	5	9	15	5	13
TOR	10	6	12	1	12	14	2	9	11	12	11	11	11	12	10	11	9	12	5	9	10	11

OVERVIEW

STAFF

PLAYERS 1

PLAYERS 2

40-MAN ROSTER

2018 REVIEW

OPPONENTS

CHRONOLOGY

MINOR LEAGUES

AMERICAN LEAGUE STATISTICS

AMERICAN LEAGUE BATTING DEPARTMENT LEADERS

OVERVIEW

STAFF

PLAYERS 1

PLAYERS 2

40-MAN ROSTER

2018 REVIEW

OPPONENTS

CHRONOLOGY

MINOR LEAGUES

BATTING AVERAGE

.346	Betts, M	BOS
.330	Martinez, J	BOS
.316	Altuve, J	HOU
.312	Trout, M	LAA
.309	Brantley, M	CLE
.304	Merrifield, W	KC
.304	Segura, J	SEA
.300	Wendle, J	TB
.298	Castellanos, N	DET
.297	Andujar, M	NYN

RUNS

129	Betts, M	BOS
129	Lindor, F	CLE
111	Martinez, J	BOS
110	Ramirez, J	CLE
105	Bregman, A	HOU
103	Benintendi, A	BOS
102	Springer, G	HOU
102	Stanton, G	NYN
101	Trout, M	LAA
100	Chapman, M	OAK

DOUBLES

51	Bregman, A	HOU
47	Andujar, M	NYN
47	Betts, M	BOS
46	Castellano, N	DET
45	Bogaerts, X	BOS
43	Merrifield, W	KC
42	Chapman, M	OAK
42	Lindor, F	CLE
41	Benintendi, A	BOS
41	Piscotty, S	OAK

WALKS

122	Trout, M	LAA
106	Ramirez, J	CLE
96	Bregman, A	HOU
92	Choo, S	TEX
90	Hicks, A	NYN
83	Smoak, J	TOR
81	Betts, M	BOS
78	Lowrie, J	OAK
76	Judge, A	NYN
74	Gallo, J	TEX

OUTFIELD ASSISTS

12	Haniger, M	SEA
12	Benintendi, A	BOS
11	Hernandez, T	TOR
10	Castellano, N	DET
9	(07) PLAYERS TIED	

DAY BATTING AVERAGE

.365	Benintendi, A	BOS
.338	Betts, M	BOS
.332	Wendle, J	TB
.329	Rosario, E	MIN
.323	Altuve, J	HOU
.320	Brantley, M	CLE
.319	Bogaerts, X	BOS
.318	Andujar, M	NYN
.308	Odor, R	TEX
.307	Lindor, F	CLE

HOME RUNS

48	Davis, K	OAK
43	Martinez, J	BOS
40	Gallo, J	TEX
39	Ramirez, J	CLE
39	Trout, M	LAA
38	Lindor, F	CLE
38	Stanton, G	NYN
37	Cruz, N	SEA
32	Betts, M	BOS
32	Encarnacion, E	CLE

HITS

192	Merrifield, W	KC
188	Martinez, J	BOS
185	Castellanos, N	DET
183	Lindor, F	CLE
180	Betts, M	BOS
178	Segura, J	SEA
176	Brantley, M	CLE
170	Andujar, M	NYN
170	Bregman, A	HOU
170	Haniger, M	SEA

TRIPLES

10	Smith, M	TB
10	Sanchez, Y	SOX
9	Kiermaier, K	TB
8	Gordon, D	SEA
7	Hernandez, T	TOR
7	Gardner, B	NYN
7	Span, D	SEA
6	(07) PLAYERS TIED	

ON-BASE PERCENTAGE

.460	Trout, M	LAA
.438	Betts, M	BOS
.402	Martinez, J	BOS
.394	Bregman, A	HOU
.387	Ramirez, J	CLE
.386	Altuve, J	HOU
.377	Choo, S	TEX
.367	Merrifield, W	KC
.367	Smith, M	TB
.366	Hicks, A	NYN

HOME BATTING AVERAGE

.364	Betts, M	BOS
.347	Smith, M	TB
.334	Martinez, J	BOS
.333	Brantley, M	CLE
.325	Duffy, M	TB
.314	Benintendi, A	BOS
.314	Bogaerts, X	BOS
.312	Andujar, M	NYN
.308	Castellanos, N	DET
.307	Merrifield, W	KC

NIGHT BATTING AVERAGE

.349	Betts, M	BOS
.341	Martinez, J	BOS
.325	Trout, M	LAA
.314	Merrifield, W	KC
.314	Altuve, J	HOU
.310	Segura, J	SEA
.306	Haniger, M	SEA
.303	Simmons, A	LAA
.303	Duffy, M	TB
.302	Brantley, M	CLE

RUNS BATTED IN

130	Martinez, J	BOS
123	Davis, K	OAK
107	Encarnacion, E	CLE
105	Ramirez, J	CLE
103	Bregman, A	HOU
103	Bogaerts, X	BOS
100	Stanton, G	NYN
99	Lowrie, J	OAK
97	Cruz, N	SEA
93	Haniger, M	SEA

TOTAL BASES

358	Martinez, J	BOS
343	Lindor, F	CLE
333	Betts, M	BOS
319	Ramirez, J	CLE
316	Bregman, A	HOU
316	Davis, K	OAK
314	Stanton, G	NYN
310	Castellanos, N	DET
302	Andujar, M	NYN
296	Trout, M	LAA

STOLEN BASES

45	Merrifield, W	KC
40	Smith, M	TB
34	Ramirez, J	CLE
32	Mondesi, A	KC
30	Betts, M	BOS
30	Gordon, D	SEA
26	Anderson, T	SOX
25	Lindor, F	CLE
24	Trout, M	LAA
21	(04) PLAYERS TIED	

SLUGGING PERCENTAGE

.640	Betts, M	BOS
.629	Martinez, J	BOS
.628	Trout, M	LAA
.552	Ramirez, J	CLE
.549	Davis, K	OAK
.532	Bregman, A	HOU
.527	Andujar, M	NYN
.522	Bogaerts, X	BOS
.519	Lindor, F	CLE
.509	Stanton, G	NYN

ROAD BATTING AVERAGE

.349	Altuve, J	HOU
.335	Wendle, J	TB
.331	Betts, M	BOS
.328	Trout, M	LAA
.326	Martinez, J	BOS
.325	Segura, J	SEA
.322	Simmons, A	LAA
.311	Chapman, M	OAK
.307	Haniger, M	SEA
.300	Merrifield, W	KC

vs. RHP BATTING AVERAGE

.339	Betts, M	BOS
.329	Altuve, J	HOU
.329	Martinez, J	BOS
.321	Brantley, M	CLE
.318	Trout, M	LAA
.309	Andujar, M	NYN
.305	Benintendi, A	BOS
.300	Segura, J	SEA
.300	Wendle, J	TB
.299	Simmons, A	LAA

MULTIHIT GAMES

59	Martinez, J	BOS
58	Lindor, F	CLE
56	Castellanos, N	DET
54	Betts, M	BOS
54	Merrifield, W	KC
53	Benintendi, A	BOS
53	Andujar, M	NYN
52	Segura, J	SEA
51	Brantley, M	CLE
48	(02) PLAYERS TIED	

GRAND SLAMS

3	Bogaerts, X	BOS
2	(15) PLAYERS TIED	

HITTING STREAKS

20	Merrifield, W	KC	9/10-30
19	Brantley, M	CLE	5/9-30
19	Andrus, E	TEX	7/15-8/8
18	Ramos, W	TB	4/14-5/12
17	(03) STREAKS TIED		

EXTRA-BASE HITS

84	Betts, M	BOS
83	Bregman, A	HOU
82	Lindor, F	CLE
82	Martinez, J	BOS
81	Ramirez, J	CLE
77	Davis, K	OAK
76	Andujar, M	NYN
74	Castellano, N	DET
73	Stanton, G	NYN
72	Chapman, M	OAK

RISP BATTING AVERAGE

.407	Mauer, J	MIN
.403	Gurriel, Y	HOU
.388	Bregman, A	HOU
.386	Martinez, J	BOS
.346	Trout, M	LAA
.342	Bogaerts, X	BOS
.338	Benintendi, A	BOS
.325	Betts, M	BOS
.324	Lowrie, J	OAK
.322	Duffy, M	TB

vs. LHP BATTING AVERAGE

.381	Castellanos, N	DET
.368	Betts, M	BOS
.357	Merrifield, W	KC
.343	Lindor, F	CLE
.337	Smith, M	TB
.336	Martinez, J	BOS
.331	Gurriel, Y	HOU
.316	Stanton, G	NYN
.315	Bregman, A	HOU
.314	Haniger, M	SEA

AMERICAN LEAGUE STATISTICS

AMERICAN LEAGUE BATTING CATEGORY LEADERS

CAUGHT STEALING

12	Odor, R.....	TEX
12	Smith, M.....	TB
12	Gordon, D.....	SEA
11	Segura, J.....	SEA
10	Merrifield, W.....	KC
10	Lindor, F.....	CLE
8	Anderson, T.....	SOX
8	Engel, A.....	SOX
7	(05) PLAYERS TIED	

GROUNDED INTO DP

22	Gurriel, Y.....	HOU
21	Healy, R.....	SEA
21	Piscotty, S.....	OAK
21	Solarte, Y.....	TOR
21	Jones, A.....	BAL
19	Perez, S.....	KC
19	Martinez, J.....	BOS
19	Martinez, V.....	DET
18	Chapman, M.....	OAK
17	(08) PLAYERS TIED	

HARDEST TO STRIKE OUT

13.6	Simmons, A.....	LAA
10.5	Brantley, M.....	CLE
10.4	Martinez, V.....	DET
9.2	Segura, J.....	SEA
9.1	Gurriel, Y.....	HOU
8.7	Ramirez, J.....	CLE
8.3	Kinsler, I.....	BOS
8.3	Bregman, A.....	HOU
8.2	Gregorius, D.....	NYN
7.6	Altuve, J.....	HOU

GAMES PLAYED

162	Olson, M.....	OAK
159	Semien, M.....	OAK
158	Merrifield, W.....	KC
158	Lindor, F.....	CLE
158	Stanton, G.....	NYN
157	Bregman, A.....	HOU
157	Ramirez, J.....	CLE
157	Haniger, M.....	SEA
157	Castellanos, N.....	DET
157	Lowrie, J.....	OAK

SACRIFICE BUNTS

12	Deshields, D.....	TEX
9	Gordon, D.....	SEA
8	Escobar, A.....	KC
7	Heredia, G.....	SEA
7	Engel, A.....	SOX
7	Smith, M.....	TB
7	Perez, R.....	CLE
6	Tocci, C.....	TEX
5	Kiner-Fale, I.....	TEX
5	Gonzalez, M.....	HOU

INTENTIONAL WALKS

25	Trout, M.....	LAA
15	Ramirez, J.....	CLE
12	Machado, M.....	BAL
11	Martinez, J.....	BOS
8	Betts, M.....	BOS
7	Abreu, J.....	SOX
7	Lindor, F.....	CLE
6	Devers, R.....	BOS
6	Escobar, E.....	MIN
5	(07) PLAYERS TIED	

RBI RATIO

4.4	Martinez, J.....	BOS
4.7	Encarnacio, E.....	CLE
4.7	Davis, K.....	OAK
5.0	Bogaerts, X.....	BOS
5.4	Cruz, N.....	SEA
5.4	Gallo, J.....	TEX
5.5	Ramirez, J.....	CLE
5.8	Bregman, A.....	HOU
5.9	Gregorius, D.....	NYN
6.0	Trout, M.....	LAA

SACRIFICE FLIES

11	Correa, C.....	HOU
10	Wendle, J.....	TB
10	Stanton, G.....	NYN
9	Gregorius, D.....	NYN
8	Gattis, E.....	HOU
8	Beltre, A.....	TEX
7	(09) PLAYERS TIED.....	

HIT BY PITCH

21	Gomez, C.....	TB
19	Chirinos, R.....	TEX
17	Cron, C.....	TB
14	Cruz, N.....	SEA
13	Robertson, D.....	TB
12	Bregman, A.....	HOU
12	Profar, J.....	TEX
12	Piscotty, S.....	OAK
12	Perez, S.....	KC
12	Davis, K.....	OAK

HOME RUN RATIO

12.0	Davis, K.....	OAK
12.1	Trout, M.....	LAA
12.5	Gallo, J.....	TEX
13.2	Martinez, J.....	BOS
14.0	Cruz, N.....	SEA
14.8	Ramirez, J.....	CLE
15.6	Encarnacio, E.....	CLE
16.2	Stanton, G.....	NYN
16.3	Betts, M.....	BOS
16.7	Cron, C.....	TB

STRIKEOUTS

217	Moncada, Y.....	SOX
211	Stanton, G.....	NYN
207	Gallo, J.....	TEX
192	Davis, C.....	BAL
176	Upton, J.....	LAA
175	Davis, K.....	OAK
165	Davidson, M.....	SOX
163	Hernandez, T.....	TOR
163	Olson, M.....	OAK
160	Candelario, J.....	DET

AT-BATS

661	Lindor, F.....	CLE
632	Merrifield, W.....	KC
632	Semien, M.....	OAK
620	Castellanos, N.....	DET
617	Stanton, G.....	NYN
600	Sanchez, Y.....	SOX
596	Haniger, M.....	SEA
596	Lowrie, J.....	OAK
594	Bregman, A.....	HOU
586	Segura, J.....	SEA

HARDEST TO DOUBLE UP

480.0	Hicks, A.....	NYN
289.0	Ramirez, J.....	CLE
166.7	Gallo, J.....	TEX
144.5	Moncada, Y.....	SOX
139.8	Rosario, E.....	MIN
134.8	Candelario, J.....	DET
132.2	Lindor, F.....	CLE
106.0	Kipnis, J.....	CLE
104.0	Betts, M.....	BOS
94.8	Odor, R.....	TEX

OVERVIEW

STAFF

PLAYERS 1

PLAYERS 2

40-MAN ROSTER

2018 REVIEW

OPPONENTS

CHRONOLOGY

MINOR LEAGUES

AMERICAN LEAGUE STATISTICS

AMERICAN LEAGUE PITCHING DEPARTMENT LEADERS

OVERVIEW

STAFF

PLAYERS 1

PLAYERS 2

40-MAN ROSTER

2018 REVIEW

OPPONENTS

CHRONOLOGY

MINOR LEAGUES

ERA

1.89	Snell, B.....	TB
2.21	Bauer, T.....	CLE
2.52	Verlander, J.....	HOU
2.88	Cole, G.....	HOU
2.89	Kluber, C.....	CLE
3.02	Clevinger, M.....	CLE
3.13	Morton, C.....	HOU
3.38	Carrasco, C.....	CLE
3.39	Severino, L.....	NY
3.56	Fiers, M.....	OAK

SAVES

57	Diaz, E.....	SEA
42	Kimbrel, C.....	BOS
38	Treinen, B.....	OAK
32	Chapman, A.....	NY
32	Greene, S.....	DET
27	Allen, C.....	CLE
26	Giles, K.....	TOR
25	Romo, S.....	TB
25	Rodney, F.....	OAK
24	Kela, K.....	TEX

GAMES

77	Pressly, R.....	HOU
76	Alvarez, J.....	LAA
74	Petit, Y.....	OAK
73	Hildenberg, T.....	MIN
73	Diaz, E.....	SEA
73	Kelly, J.....	BOS
73	Romo, S.....	TB
73	Clippard, T.....	TOR
72	Rogers, T.....	MIN
72	Duke, Z.....	SEA

WINNING PERCENTAGE

.833	Morton, C.....	HOU
.808	Snell, B.....	TB
.750	Cole, G.....	HOU
.750	Sale, C.....	BOS
.741	Kluber, C.....	CLE
.739	Happ, J.....	NY
.727	Yarbrough, R.....	TB
.722	Rodriguez, E.....	BOS
.708	Porcello, R.....	BOS
.704	Severino, L.....	NY

HOME ERA

1.27	Snell, B.....	TB
1.84	Bauer, T.....	CLE
2.14	Kluber, C.....	CLE
2.74	Severino, L.....	NY
2.81	Fiers, M.....	OAK
2.84	Verlander, J.....	HOU
2.98	Price, D.....	BOS
2.99	Cole, G.....	HOU
3.03	Berrios, J.....	MIN
3.14	Clevinger, M.....	CLE

WINS

21	Snell, B.....	TB
20	Kluber, C.....	CLE
19	Severino, L.....	NY
17	Porcello, R.....	BOS
17	Happ, J.....	NY
17	Carrasco, C.....	CLE
16	Yarbrough, R.....	TB
16	Verlander, J.....	HOU
16	Price, D.....	BOS
15	(02) PLAYERS TIED	

GAMES STARTED

34	Keuchel, D.....	HOU
34	Verlander, J.....	HOU
33	Porcello, R.....	BOS
33	Kluber, C.....	CLE
33	Shields, J.....	SOX
32	(08) PLAYERS TIED	

INNINGS PITCHED

215.0	Kluber, C.....	CLE
214.0	Verlander, J.....	HOU
204.2	Keuchel, D.....	HOU
204.2	Shields, J.....	SOX
200.1	Cole, G.....	HOU
200.0	Clevinger, M.....	CLE
196.2	Gibson, K.....	MIN
192.1	Berrios, J.....	MIN
192.0	Carrasco, C.....	CLE
191.1	(02) PLAYERS TIED	

SHUTOUTS

1	(11) PLAYERS TIED	
---	-------------------	--

ROAD ERA

2.11	Sale, C.....	BOS
2.14	Verlander, J.....	HOU
2.45	Snell, B.....	TB
2.53	Bauer, T.....	CLE
2.77	Cole, G.....	HOU
2.87	Clevinger, M.....	CLE
2.96	Carrasco, C.....	CLE
3.47	Tanaka, M.....	NY
3.57	Gibson, K.....	MIN
3.59	Keuchel, D.....	HOU

WINNING STREAKS

9	Snell, B.....	TB
	8/10-9/23	
7	(08) STREAKS TIED	

COMPLETE GAMES

2	Berrios, J.....	MIN
2	Paxton, J.....	SEA
2	Kluber, C.....	CLE
2	Carrasco, C.....	CLE
1	(17) PLAYERS TIED	

STRIKEOUTS

290	Verlander, J.....	HOU
276	Cole, G.....	HOU
237	Sale, C.....	BOS
231	Carrasco, C.....	CLE
222	Kluber, C.....	CLE
221	Snell, B.....	TB
221	Bauer, T.....	CLE
220	Severino, L.....	NY
208	Paxton, J.....	SEA
207	Clevinger, M.....	CLE

OPPONENTS AVERAGE

.178	Snell, B.....	TB
.198	Cole, G.....	HOU
.200	Verlander, J.....	HOU
.208	Bauer, T.....	CLE
.213	Morton, C.....	HOU
.222	Berrios, J.....	MIN
.223	Clevinger, M.....	CLE
.223	Kluber, C.....	CLE
.225	Happ, J.....	NY
.228	Boyd, M.....	DET

DAY ERA

1.64	Sale, C.....	BOS
1.93	Kluber, C.....	CLE
2.04	Clevinger, M.....	CLE
2.07	Bundy, D.....	BAL
2.17	Snell, B.....	TB
2.49	Keller, B.....	KC
2.76	Severino, L.....	NY
2.91	Price, D.....	BOS
3.04	Verlander, J.....	HOU
3.30	Odorizzi, J.....	MIN

NIGHT ERA

1.72	Snell, B.....	TB
2.22	Bauer, T.....	CLE
2.28	Verlander, J.....	HOU
2.84	Morton, C.....	HOU
2.88	Cole, G.....	HOU
2.90	Carrasco, C.....	CLE
3.02	LeBlanc, W.....	SEA
3.25	Berrios, J.....	MIN
3.47	Paxton, J.....	SEA
3.50	Kluber, C.....	CLE

AMERICAN LEAGUE STATISTICS

AMERICAN LEAGUE PITCHING CATEGORY LEADERS

HITS ALLOWED

211	Keuchel, D	HOU
207	Leake, M	SEA
190	Shields, J	SOX
188	Bundy, D	BAL
182	Junis, J	KC
179	Kluber, C	CLE
177	Gibson, K	MIN
177	Porcello, R	BOS
177	Cashner, A	BAL
173	(02) PLAYERS TIED	

WILD PITCHES

15	Richards, G	LAA
14	McCullers, L	HOU
14	Duffy, D	KC
13	Giolito, L	SOX
13	Snell, B	TB
12	Bauer, T	CLE
11	Hernandez, F	SEA
11	Shields, J	SOX
10	Colome, A	SEA
9	(12) PLAYERS TIED	

BALKS

3	Lopez, R	SOX
3	Castro, M	BAL
2	Kela, K	TEX
2	Boyd, M	DET
2	Gaviglio, S	TOR
2	Santiago, H	SOX
2	Verlander, J	HOU
2	Hamels, C	TEX
2	Gomez, C	TB
1	(45) PLAYERS TIED	

GAMES FINISHED

65	Diaz, E	SEA
58	Treinen, B	OAK
58	Greene, S	DET
57	Kimbrel, C	BOS
45	Allen, C	CLE
43	Chapman, A	NYY
42	Giles, K	TOR
41	Parker, B	LAA
40	Rodney, F	OAK
39	Romo, S	TB

LOSSES

16	Bundy, D	BAL
16	Shields, J	SOX
15	Cobb, A	BAL
15	Cashner, A	BAL
14	Covey, D	SOX
14	Estrada, M	TOR
14	Hernandez, F	SEA
14	Hammel, J	KC
13	(03) PLAYERS TIED	

HIT BATSMEN

16	Porcello, R	BOS
16	Morton, C	HOU
15	Junis, J	KC
15	Giolito, L	SOX
14	Sale, C	BOS
13	Berrios, J	MIN
12	Rodon, C	SOX
12	Hamels, C	TEX
12	Hernandez, F	SEA
11	(02) PLAYERS TIED	

WALKS

90	Giolito, L	SOX
79	Gibson, K	MIN
78	Shields, J	SOX
76	Lynn, L	NYY
75	Lopez, R	SOX
73	Liriano, F	DET
70	Odorizzi, J	MIN
70	Duffy, D	KC
67	Clevinger, M	CLE
65	Cashner, A	BAL

HOME RUNS ALLOWED

41	Bundy, D	BAL
34	Shields, J	SOX
32	Junis, J	KC
32	Fiers, M	OAK
32	Colon, B	TEX
29	Estrada, M	TOR
28	Zimmermann, J	DET
28	Verlander, J	HOU
27	(06) PLAYERS TIED	

EARNED RUNS

118	Giolito, L	SOX
104	Bundy, D	BAL
103	Shields, J	SOX
96	Hernandez, F	SEA
94	Colon, B	TEX
91	Porcello, R	BOS
90	Leake, M	SEA
90	Cashner, A	BAL
90	Estrada, M	TOR
86	Junis, J	KC

RUNS ALLOWED

123	Giolito, L	SOX
116	Bundy, D	BAL
115	Shields, J	SOX
107	Hernandez, F	SEA
98	Leake, M	SEA
97	Porcello, R	BOS
97	Cashner, A	BAL
97	Colon, B	TEX
94	Junis, J	KC
93	Cobb, A	BAL

FEWEST WALKS PER 9.0 IP

1.4	Kluber, C	CLE
1.6	Verlander, J	HOU
1.6	Leake, M	SEA
1.7	Gonzales, M	SEA
1.9	Fiers, M	OAK
2.0	Carrasco, C	CLE
2.2	Severino, L	NYY
2.2	Junis, J	KC
2.2	LeBlanc, W	SEA
2.2	Heaney, A	LAA

STRIKEOUTS PER 9.0 IP

12.4	Cole, G	HOU
12.2	Verlander, J	HOU
11.3	Bauer, T	CLE
11.0	Snell, B	TB
10.8	Morton, C	HOU
10.8	Carrasco, C	CLE
10.3	Severino, L	NYY
9.8	Happ, J	NYY
9.6	Bundy, D	BAL
9.5	Berrios, J	MIN

OPPONENTS AVERAGE

.178	Snell, B	TB
.198	Cole, G	HOU
.200	Verlander, J	HOU
.208	Bauer, T	CLE
.213	Morton, C	HOU
.222	Berrios, J	MIN
.223	Clevinger, M	CLE
.223	Kluber, C	CLE
.225	Happ, J	NYY
.228	Boyd, M	DET

OVERVIEW

STAFF

PLAYERS 1

PLAYERS 2

40-MAN ROSTER

2018 REVIEW

OPPONENTS

CHRONOLOGY

MINOR LEAGUES

NATIONAL LEAGUE STATISTICS

NATIONAL LEAGUE CLUB BATTING

CLUB	AVG	G	AB	R	OR	H	TB	2B	3B	HR	GS	RBI	SH	SF	HP	BB	SO	SB	CS	DP	LOB	SHO	SLG	OBP	
CHI	.258	163	5624	761	645	1453	2308	286	34	167	6	722	40	46	78	576	1388	66	38	107	1224	11	.410	.333	
ATL	.257	162	5582	759	657	1433	2330	314	29	175	4	717	49	43	66	511	1290	90	36	99	1143	9	.417	.324	
COL	.256	163	5541	780	745	1418	2412	280	42	210	5	748	42	37	51	507	1397	95	33	114	1067	9	.435	.322	
WAS	.254	162	5517	771	682	1402	2309	284	25	191	3	737	41	40	59	631	1289	119	33	104	1180	15	.419	.335	
CIN	.254	162	5532	696	819	1404	2221	251	25	172	11	665	49	35	65	559	1376	77	33	128	1179	14	.401	.328	
PIT	.254	161	5447	692	693	1381	2218	290	38	157	4	665	31	52	59	474	1229	70	38	121	1071	17	.407	.317	
MIL	.252	163	5542	754	659	1398	2352	252	24	218	4	711	29	41	58	537	1458	124	32	128	1106	12	.424	.323	
LAD	.250	163	5572	804	610	1394	2461	296	33	235	4	756	39	39	61	647	1436	75	24	119	1163	8	.442	.333	
STL	.249	162	5498	759	691	1369	2250	248	9	205	5	725	46	48	80	525	1380	63	32	92	1101	7	.409	.321	
SF	.239	162	5541	603	699	1324	2038	255	30	133	0	573	33	42	49	448	1467	77	34	113	1101	9	.368	.300	
MIA	.237	161	5488	589	809	1303	1957	222	24	128	2	554	32	31	73	455	1384	45	31	119	1123	14	.357	.303	
ARI	.235	162	5460	693	644	1283	2170	259	50	176	1	658	38	45	52	560	1460	79	25	110	1086	8	.397	.310	
SD	.235	162	5486	617	767	1289	2085	250	30	162	4	583	35	36	31	471	1523	95	36	122	1028	12	.380	.297	
NYM	.234	162	5468	676	707	1282	2125	265	34	170	8	649	28	42	73	566	1404	71	39	116	1104	13	.389	.312	
PHI	.234	162	5424	677	728	1271	2130	241	30	186	4	653	32	32	64	582	1520	69	26	102	1120	10	.393	.314	
TOT	.247		82722		10555		33366		457		65		564		919		21001		490		16796		.403		
		1216		10631		20404		3993		2685		10116		609		8049		1215		1694		168		.318	

NATIONAL LEAGUE CLUB PITCHING

CLUB	W	L	ERA	G	CG	SHO	REL	SV	IP	H	R	ER	HR	HB	BB	SO	WP	BK	AVG
LAD	92	71	3.38	163	0	11	593	48	1476.0	1279	610	554	179	61	422	1565	39	10	.230
CHI	95	68	3.65	163	1	18	600	46	1476.1	1319	645	598	157	66	622	1333	46	3	.240
ARI	82	80	3.72	162	2	9	573	39	1463.0	1313	644	605	174	57	522	1448	69	5	.239
MIL	96	67	3.73	163	0	14	559	49	1461.0	1259	659	606	173	61	553	1428	50	5	.233
ATL	90	72	3.75	162	2	11	553	40	1456.2	1236	657	607	153	52	635	1423	61	8	.229
STL	88	74	3.85	162	1	8	565	43	1455.1	1354	691	622	144	67	593	1337	63	4	.246
SF	73	89	3.95	162	1	15	549	36	1461.1	1387	699	641	156	45	524	1269	44	4	.251
PIT	82	79	4.00	161	3	16	480	40	1434.0	1380	693	637	174	69	497	1336	95	6	.251
WAS	82	80	4.04	162	2	7	562	40	1446.0	1320	682	649	198	76	487	1417	42	6	.242
NYM	77	85	4.07	162	3	15	501	41	1460.2	1364	707	661	185	71	484	1446	26	2	.246
PHI	80	82	4.14	162	0	12	596	44	1445.2	1366	728	665	171	60	500	1465	81	7	.249
COL	91	72	4.33	163	0	10	518	51	1452.1	1378	745	699	184	52	525	1409	70	8	.250
SD	66	96	4.40	162	0	5	535	36	1457.0	1430	767	713	185	68	519	1399	52	4	.256
CIN	67	95	4.63	162	1	6	544	38	1441.0	1491	819	741	228	50	532	1258	48	8	.266
MIA	63	98	4.76	161	1	12	546	30	1442.0	1388	809	762	192	71	605	1249	47	6	.254
TOT	1224	1208	4.02	1216	17	169	8274	621	21828.1	20264	10555	9760	2653	926	8020	20782	833	86	.245

NATIONAL LEAGUE CLUB FIELDING

CLUB	PCT	G	PO	A	E	TC	DP	TP	PB
WASHINGTON	.989	162	4338	1363	64	5765	115	0	10
COLORADO	.988	163	4357	1624	73	6054	162	0	11
ARIZONA	.988	162	4389	1686	75	6150	152	0	6
ATLANTA	.986	162	4370	1439	80	5889	134	0	13
MIAMI	.986	161	4326	1448	83	5857	133	0	10
NEW YORK	.985	162	4382	1406	88	5876	121	0	9
CINCINNATI	.984	162	4323	1608	95	6026	144	0	6
SAN FRANCISCO	.984	162	4384	1605	97	6086	160	0	9
SAN DIEGO	.983	162	4371	1539	100	6010	127	0	12
CHICAGO	.983	163	4429	1675	104	6208	155	0	12
LOS ANGELES	.983	163	4428	1435	100	5963	111	0	10
PITTSBURGH	.982	161	4302	1478	105	5885	129	0	8
MILWAUKEE	.982	163	4383	1453	108	5944	141	0	10
PHILADELPHIA	.979	162	4337	1478	123	5938	138	0	18
ST. LOUIS	.978	162	4366	1540	133	6039	151	0	7
TOTALS	.984	1216	65485	22777	1428	89690	2073	0	151

NATIONAL LEAGUE STATISTICS

NATIONAL LEAGUE CLUB MISCELLANEOUS

CLUB	VS LHS	VS RHS	GRASS	ARTIF	DAY	NIGHT	1-RUN	X-INN	VS NL	DOUBLEHEADERS			ATTENDANCE	
										W	L	S	HOME	ROAD
ARI	28-30	54-50	82-80	0-0	20-27	62-53	20-31	5-9	10-10	0	0	0	2,242,695	2,578,442
ATL	21-26	69-46	87-71	3-1	31-22	59-50	23-12	6-8	8-12	0	0	0	2,555,781	2,253,950
CHI	22-13	73-55	95-68	0-0	46-31	49-37	26-25	11-8	13-7	0	1	0	3,181,089	2,624,066
CIN	22-26	45-69	67-95	0-0	27-37	40-58	10-29	7-12	10-10	0	0	0	1,629,356	2,423,437
COL	33-27	58-45	91-72	0-0	25-27	66-45	26-15	5-6	13-7	0	0	0	3,015,880	2,591,775
LAD	40-25	52-46	92-71	0-0	28-17	64-54	22-22	8-7	12-8	0	0	0	3,857,500	2,680,703
MIA	12-26	51-72	61-97	2-1	20-30	43-68	19-21	9-6	9-11	0	1	0	811,104	2,284,510
MIL	24-19	72-48	96-67	0-0	28-32	68-35	33-19	9-7	13-7	0	1	0	2,850,875	2,349,038
NYM	18-24	59-61	76-84	1-1	26-27	51-58	16-26	9-9	8-12	1	0	2	2,224,995	2,383,676
PHI	21-16	59-66	76-80	4-2	25-29	55-53	23-18	8-6	12-8	0	1	2	2,158,124	2,270,526
PIT	21-27	61-52	82-79	0-0	30-26	52-53	29-22	7-5	15-5	1	0	1	1,465,316	2,534,338
SD	19-37	47-59	66-96	0-0	20-28	46-68	22-21	5-11	7-13	0	0	0	2,168,536	2,489,151
SF	30-35	43-54	73-89	0-0	28-28	45-61	26-30	11-10	8-12	0	0	0	3,156,185	2,747,164
STL	27-22	61-52	88-74	0-0	32-28	56-46	22-22	8-8	11-9	0	0	0	3,403,587	2,371,219
WAS	18-28	64-52	82-75	0-5	33-31	49-49	18-24	4-10	9-11	2	0	0	2,529,604	2,248,191

NATIONAL LEAGUE CLUB RANK BATTING

CLUB	AVG	G	AB	R	OR	H	TB	2B	3B	HR	GS	RBI	SH	SF	HP	BB	IBB	SO	SB	CS	DP	LOB	SHO	SLG	OBP
ARI	12	5	13	9	2	13	10	8	1	7	14	10	8	4	12	6	9	12	6	2	6	4	2	10	12
ATL	2	5	2	5	4	2	4	1	10	8	6	6	1	5	5	10	3	3	5	11	2	11	4	5	5
CHI	1	1	1	4	3	1	6	4	4	11	3	5	6	3	2	4	1	7	13	13	5	15	8	6	2
CIN	5	5	7	8	15	4	8	11	11	9	1	8	1	13	6	7	11	4	7	7	14	13	12	9	4
COL	3	1	5	2	12	3	2	6	2	3	4	2	4	11	13	11	7	8	3	7	8	2	4	2	7
LAD	8	1	3	1	1	7	1	2	6	1	6	1	7	10	8	1	4	10	9	1	10	12	2	1	3
MIA	11	14	10	15	14	11	15	15	13	15	13	15	11	15	3	14	15	6	15	4	10	10	12	15	13
MIL	7	1	4	7	5	6	3	10	13	2	6	7	14	8	11	8	13	11	1	5	14	8	9	3	6
NYM	14	5	12	12	10	14	12	7	4	10	2	12	15	6	3	5	9	9	10	15	9	7	11	12	11
PHI	15	5	15	11	11	15	11	14	7	6	6	11	11	14	7	3	12	14	12	3	3	9	7	11	10
PIT	6	14	14	10	8	8	9	3	3	13	6	8	13	1	9	12	7	1	11	13	12	3	15	8	9
SD	13	5	11	13	13	12	13	12	7	12	6	13	9	12	15	13	14	15	3	11	13	1	9	13	15
SF	10	5	5	14	9	10	14	9	7	14	15	14	10	6	14	15	5	13	7	10	7	5	4	14	14
STL	9	5	9	5	7	9	7	13	15	4	4	4	3	2	1	9	5	5	14	5	1	5	1	7	8
WAS	4	5	8	3	6	5	5	5	11	5	12	3	5	9	9	2	2	2	2	7	4	14	14	4	1

NATIONAL LEAGUE CLUB RANK PITCHING

CLUB	W	L	ERA	G	CG	SHO	REL	SV	IP	H	TBF	R	ER	HR	SH	SF	HB	BB	IBB	SO	WP	BK
ARI	7	7	3	5	3	11	4	11	3	4	5	2	3	7	3	2	5	7	10	3	12	6
ATL	5	11	5	5	3	8	8	8	8	1	8	4	5	2	8	3	3	15	10	6	10	12
CHI	2	14	2	1	6	1	1	4	1	5	13	3	2	4	8	3	9	14	4	12	5	2
CIN	13	3	14	5	6	14	11	12	14	15	15	15	14	15	13	12	2	10	14	14	7	12
COL	4	11	12	1	11	10	13	1	10	10	7	12	12	10	1	11	3	9	1	8	13	12
LAD	3	13	1	1	11	8	3	3	2	3	2	1	1	9	1	1	7	1	9	1	2	15
MIA	15	1	15	14	6	6	10	15	13	13	11	14	15	13	7	12	13	13	15	15	6	8
MIL	1	15	4	1	11	5	7	2	5	2	3	5	4	6	11	8	7	11	5	5	8	6
NYM	11	5	10	5	1	3	14	7	6	8	9	10	10	11	11	7	13	2	3	4	1	1
PHI	10	6	11	5	11	6	2	5	12	9	4	11	11	5	8	10	6	5	6	2	14	11
PIT	7	9	8	14	1	2	15	8	15	11	6	8	7	7	6	3	12	4	10	11	15	8
SD	14	2	13	5	11	15	12	13	7	14	12	13	13	11	5	6	11	6	2	9	9	3
SF	12	4	7	5	6	3	9	13	4	12	10	9	8	3	14	12	1	8	7	13	4	3
STL	6	10	6	5	6	12	5	6	9	7	14	7	6	1	15	15	10	12	13	10	11	3
WAS	7	7	9	5	3	13	6	8	11	6	1	6	9	14	3	8	15	3	7	7	3	8

OVERVIEW

STAFF

PLAYERS 1

PLAYERS 2

40-MAN ROSTER

2018 REVIEW

OPPONENTS

CHRONOLOGY

MINOR LEAGUES

NATIONAL LEAGUE STATISTICS

NATIONAL LEAGUE BATTING LEADERS

BATTING AVERAGE

.326	Yelich, C	MIL
.310	Gennett, S	CIN
.309	Freeman, F	ATL
.308	Rendon, A	WSH
.308	Cain, L	MIL
.305	Zobrist, B	CHI
.305	Martinez, J	STL
.300	Dickerson, C	PIT
.297	Markakis, N	ATL
.297	Arenado, N	COL

RUNS

119	Blackmon, C	COL
118	Yelich, C	MIL
111	Carpenter, M	STL
105	Albies, O	ATL
104	Arenado, N	COL
103	Turner, T	WSH
103	Harper, B	WSH
101	Baez, J	CHI
95	Goldschmidt, P	ARI
94	Freeman, F	ATL

DOUBLES

44	Rendon, A	WSH
44	Freeman, F	ATL
43	Markakis, N	ATL
42	Story, T	COL
42	Carpenter, M	STL
40	Albies, O	ATL
40	Baez, J	CHI
38	Hoskins, R	PHI
38	Arenado, N	COL
36	Cabrera, A	PHI

WALKS

130	Harper, B	WSH
110	Santana, C	PHI
108	Votto, J	CIN
102	Carpenter, M	STL
95	Hernandez, C	PHI
90	Goldschmidt, P	ARI
87	Hoskins, R	PHI
84	Conforto, M	NY
80	Nimmo, B	NY
79	(02) PLAYERS TIED	

OUTFIELD ASSISTS

12	Hamilton, B	CIN
11	Schwarber, K	CHI
11	Marte, S	PIT
11	Cain, L	MIL
10	Puig, Y	LA
9	Parra, G	COL
9	Markakis, N	ATL
8	(04) PLAYERS TIED	

DAY BATTING AVERAGE

.337	Rizzo, A	CHI
.330	Freeman, F	ATL
.330	Cain, L	MIL
.313	Kemp, M	LA
.304	Realmuto, J	MIA
.304	Goldschmidt, P	ARI
.302	Blackmon, C	COL
.301	Margot, M	SD
.300	Yelich, C	MIL
.299	Gennett, S	CIN

HOME RUNS

38	Arenado, N	COL
37	Story, T	COL
36	Yelich, C	MIL
36	Carpenter, M	STL
35	Muncy, M	LA
35	Aguilar, J	MIL
34	Hoskins, R	PHI
34	Baez, J	CHI
34	Suarez, E	CIN
34	Harper, B	WSH

HITS

191	Freeman, F	ATL
187	Yelich, C	MIL
185	Markakis, N	ATL
182	Peraza, J	CIN
182	Blackmon, C	COL
181	Gennett, S	CIN
180	Turner, T	WSH
176	Baez, J	CHI
175	Arenado, N	COL
174	Story, T	COL

TRIPLES

12	Marte, K	ARI
9	Baez, J	CHI
9	Hamilton, B	CIN
8	Rosario, A	NY
8	Taylor, C	LA
8	Margot, M	SD
8	Nimmo, B	NY
8	Desmond, I	COL
7	(05) PLAYERS TIED	

ON-BASE PERCENTAGE

.417	Votto, J	CIN
.404	Nimmo, B	NY
.402	Yelich, C	MIL
.395	Cain, L	MIL
.393	Harper, B	WSH
.389	Goldschmidt, P	ARI
.388	Freeman, F	ATL
.378	Zobrist, B	CHI
.376	Rizzo, A	CHI
.374	Carpenter, M	STL

HOME BATTING AVERAGE

.347	Arenado, N	COL
.341	Peralta, D	ARI
.334	Blackmon, C	COL
.324	Yelich, C	MIL
.323	Rizzo, A	CHI
.319	Martinez, J	STL
.317	LeMahieu, D	COL
.306	Story, T	COL
.304	Freeman, F	ATL
.300	Rendon, A	WSH

NIGHT BATTING AVERAGE

.341	Yelich, C	MIL
.337	Rendon, A	WSH
.327	Zobrist, B	CHI
.318	Martinez, J	STL
.316	Gennett, S	CIN
.316	Dickerson, C	PIT
.305	Baez, J	CHI
.303	Arenado, N	COL
.302	Peraza, J	CIN
.302	Ozuna, M	STL

RUNS BATTED IN

111	Baez, J	CHI
110	Yelich, C	MIL
110	Arenado, N	COL
108	Story, T	COL
108	Aguilar, J	MIL
104	Suarez, E	CIN
101	Rizzo, A	CHI
100	Harper, B	WSH
98	Freeman, F	ATL
96	Hoskins, R	PHI

TOTAL BASES

343	Yelich, C	MIL
339	Story, T	COL
336	Baez, J	CHI
331	Arenado, N	COL
316	Goldschmidt, P	ARI
314	Blackmon, C	COL
312	Freeman, F	ATL
295	Carpenter, M	STL
289	Albies, O	ATL
289	Peralta, D	ARI

STOLEN BASES

43	Turner, T	WSH
34	Hamilton, B	CIN
33	Marte, S	PIT
30	Cain, L	MIL
28	Inciarte, E	ATL
27	Story, T	COL
24	Rosario, A	NY
24	Jankowski, T	SD
24	Taylor, M	WSH
23	Peraza, J	CIN

SLUGGING PERCENTAGE

.598	Yelich, C	MIL
.567	Story, T	COL
.561	Arenado, N	COL
.554	Baez, J	CHI
.539	Aguilar, J	MIL
.535	Rendon, A	WSH
.533	Goldschmidt, P	ARI
.526	Suarez, E	CIN
.523	Carpenter, M	STL
.516	Peralta, D	ARI

ROAD BATTING AVERAGE

.339	Goldschmidt, P	ARI
.332	Zobrist, B	CHI
.328	Yelich, C	MIL
.323	Cain, L	MIL
.319	Gennett, S	CIN
.316	Rendon, A	WSH
.314	Freeman, F	ATL
.311	Votto, J	CIN
.310	Markakis, N	ATL
.310	Baez, J	CHI

vs. RHP BATTING AVERAGE

.321	Yelich, C	MIL
.318	Peralta, D	ARI
.317	Gennett, S	CIN
.316	Rendon, A	WSH
.313	Martinez, J	STL
.309	Freeman, F	ATL
.304	Markakis, N	ATL
.302	Dickerson, C	PIT
.301	Kemp, M	LA
.298	Votto, J	CIN

MULTIHIT GAMES

57	Arenado, N	COL
56	Markakis, N	ATL
53	Gennett, S	CIN
53	Freeman, F	ATL
52	Baez, J	CHI
52	Peraza, J	CIN
51	Story, T	COL
51	Blackmon, C	COL
50	Yelich, C	MIL
48	(02) PLAYERS TIED	

GRAND SLADMS

2	Bellinger, C	LA
2	Albies, O	ATL
2	Renfroe, H	SD
2	Moran, C	PIT
2	Duvall, A	ATL
2	Ozuna, M	STL
2	Bruce, J	NY
2	Votto, J	CIN
2	Bautista, J	PHI
1	(47) PLAYERS TIED	

HITTING STREAKS

17	Marte, S	PIT	7/4-24
17	Murphy, D	CHI	8/8-27
17	Blackmon, C	COL	9/8-25
16	Freeman, F	ATL	5/19-6/3
15	Yelich, C	MIL	7/14-31

EXTRA-BASE HITS

85	Story, T	COL
83	Baez, J	CHI
78	Arenado, N	COL
78	Carpenter, M	STL
77	Yelich, C	MIL
73	Goldschmidt, P	ARI
72	Hoskins, R	PHI
71	Freeman, F	ATL
70	Rendon, A	WSH
69	Albies, O	ATL

RISP BATTING AVERAGE

.367	Anderson, B	MIA
.356	Peralta, D	ARI
.353	Kemp, M	LA
.339	Camargo, J	ATL
.339	Votto, J	CIN
.330	Marte, S	PIT
.327	Freeman, F	ATL
.325	Yelich, C	MIL
.317	Arenado, N	COL
.314	Turner, T	WSH

vs. LHP BATTING AVERAGE

.373	Cain, L	MIL
.368	Arenado, N	COL
.337	Yelich, C	MIL
.335	Albies, O	ATL
.333	Zobrist, B	CHI
.330	LeMahieu, D	COL
.326	Story, T	COL
.321	Marte, K	ARI
.320	Suarez, E	CIN
.314	Ozuna, M	STL

OVERVIEW

STAFF

PLAYERS 1

PLAYERS 2

40-MAN ROSTER

2018 REVIEW

OPPONENTS

CHRONOLOGY

MINOR LEAGUES

NATIONAL LEAGUE STATISTICS

NATIONAL LEAGUE PITCHING LEADERS

EARNED RUN AVERAGE

1.70	Degrom, J	NY
2.37	Nola, A	PHI
2.53	Scherzer, M	WSH
2.83	Mikolas, M	STL
2.85	Freeland, K	COL
2.85	Foltynewicz, M	ATL
3.11	Williams, T	PIT
3.15	Corbin, P	ARI
3.20	Taillon, J	PIT
3.21	Greinke, Z	ARI

SAVES

43	Davis, W	COL
38	Jansen, K	LA
37	Vazquez, F	PIT
32	Boxberger, B	ARI
30	Iglesias, R	CIN
28	Norris, B	STL
25	Doolittle, S	WSH
24	Hand, B	SD
22	Morrow, B	CHI
17	Familia, J	NY

GAMES

82	Ziegler, B	ARI
80	Cishek, S	CHI
77	Chafin, A	ARI
76	Bradley, A	ARI
75	Hirano, Y	ARI
75	Ottavino, A	COL
74	Dyson, S	SF
73	(04) PLAYERS TIED	

WINNING PERCENTAGE

.818	Mikolas, M	STL
.765	Syndergaard, N	NY
.750	Lester, J	CHI
.739	Nola, A	PHI
.720	Scherzer, M	WSH
.708	Freeland, K	COL
.688	Hill, R	LA
.652	Chacin, J	MIL
.632	Wheeler, Z	NY
.611	Corbin, P	ARI

HOME ERA

1.54	Degrom, J	NY
2.17	Mikolas, M	STL
2.34	Nola, A	PHI
2.40	Freeland, K	COL
2.48	Guerra, J	MIL
2.51	Scherzer, M	WSH
2.55	Greinke, Z	ARI
2.58	Kershaw, C	LA
2.86	Williams, T	PIT
2.99	Nova, I	PIT

WINS

18	Mikolas, M	STL
18	Scherzer, M	WSH
18	Lester, J	CHI
17	Freeland, K	COL
17	Nola, A	PHI
15	Godley, Z	ARI
15	Chacin, J	MIL
15	Greinke, Z	ARI
14	(04) PLAYERS TIED	

GAMES STARTED

35	Chacin, J	MIL
33	Marquez, G	COL
33	Freeland, K	COL
33	Nola, A	PHI
33	Corbin, P	ARI
33	Hendricks, K	CHI
33	Scherzer, M	WSH
33	Greinke, Z	ARI
32	(09) PLAYERS TIED	

INNINGS PITCHED

220.2	Scherzer, M	WSH
217.0	Degrom, J	NY
212.1	Nola, A	PHI
207.2	Greinke, Z	ARI
202.1	Freeland, K	COL
200.2	Mikolas, M	STL
200.0	Corbin, P	ARI
199.0	Hendricks, K	CHI
196.0	Marquez, G	COL
192.2	Chacin, J	MIL

SHUTOUTS

1	Stratton, C	SF
1	Syndergaard, N	NY
1	Foltynewicz, M	ATL
1	Williams, T	PIT
1	Mikolas, M	STL
1	Corbin, P	ARI
1	Taillon, J	PIT
1	Scherzer, M	WSH

ROAD ERA

1.87	Degrom, J	NY
2.41	Nola, A	PHI
2.48	Foltynewicz, M	ATL
2.56	Scherzer, M	WSH
2.80	Corbin, P	ARI
2.80	Newcomb, S	ATL
2.87	Lester, J	CHI
2.95	Marquez, G	COL
3.17	Taillon, J	PIT
3.23	Freeland, K	COL

WINNING STREAKS

9	Scherzer, M	WSH	4/96/5
8	Freeland, K	COL	8/6-9/28
8	Wacha, M	STL	4/7-6/9
8	Lester, J	CHI	5/29-7/15
7	(05) STREAKS TIED		

COMPLETE GAMES

2	Syndergaard, N	NY
2	Foltynewicz, M	ATL
2	Taillon, J	PIT
2	Scherzer, M	WSH
1	(09) PLAYERS TIED	

STRIKEOUTS

300	Scherzer, M	WSH
269	Degrom, J	NY
246	Corbin, P	ARI
230	Marquez, G	COL
224	Nola, A	PHI
202	Foltynewicz, M	ATL
199	Greinke, Z	ARI
188	Pivetta, N	PHI
185	Godley, Z	ARI
183	Gray, J	COL

OPPONENTS AVERAGE

.188	Scherzer, M	WSH
.195	Foltynewicz, M	ATL
.196	Teheran, J	ATL
.196	Degrom, J	NY
.197	Nola, A	PHI
.218	Corbin, P	ARI
.220	Chacin, J	MIL
.225	Wheeler, Z	NY
.226	Newcomb, S	ATL
.231	Greinke, Z	ARI

DAY ERA

1.63	Degrom, J	NY
2.26	Syndergaard, N	NY
2.34	Holland, D	SF
2.50	Scherzer, M	WSH
2.56	Mikolas, M	STL
2.83	Chacin, J	MIL
2.84	Nova, I	PIT
2.84	Nola, A	PHI
2.85	Kershaw, C	LA
2.93	Greinke, Z	ARI

NIGHT ERA

1.73	Degrom, J	NY
2.02	Nola, A	PHI
2.49	Freeland, K	COL
2.55	Scherzer, M	WSH
2.93	Lester, J	CHI
2.99	Foltynewicz, M	ATL
3.01	Mikolas, M	STL
3.03	Teheran, J	ATL
3.11	Marquez, G	COL
3.14	Corbin, P	ARI

OVERVIEW

STAFF

PLAYERS 1

PLAYERS 2

40-MAN ROSTER

2018 REVIEW

OPPONENTS

CHRONOLOGY

MINOR LEAGUES

MAJOR LEAGUE ATTENDANCE

AMERICAN LEAGUE

CLUB	-----HOME-----				SEASON HIGH		-----ROAD-----		
	TOTAL	AVG	DATES	GAMES	TOTAL	DATE	TOTAL	AVG	DATES
NYN	3,482,865	42,998	81	81	47,351	9/20	2,454,838	30,685	80
LAA	3,020,216	37,287	81	81	44,822	4/17	2,270,826	28,035	81
HOU	2,980,549	36,797	81	81	43,409	6/20	2,307,383	28,842	80
BOS	2,895,575	35,748	81	81	37,830	8/05	2,429,422	29,993	81
TOR	2,325,281	29,066	80	81	48,115	3/29	2,012,169	25,152	80
SEA	2,299,489	28,389	81	81	47,149	3/29	2,173,995	27,175	80
TEX	2,107,107	26,014	81	81	47,253	3/29	2,144,075	26,470	81
MIN	1,959,197	24,490	80	81	39,214	4/05	2,188,388	27,017	81
CLE	1,926,701	24,084	80	81	35,353	7/14	2,113,170	26,089	81
DET	1,856,970	23,212	80	81	42,516	3/30	2,092,634	26,158	80
KC	1,665,107	20,557	81	81	38,427	8/11	1,940,986	24,262	80
SOX	1,608,817	20,110	80	81	39,724	9/22	2,053,247	25,990	79
BAL	1,564,192	20,054	78	81	45,469	3/29	2,203,583	27,205	81
OAK	1,527,588	19,095	80	81	56,310	7/21	2,299,865	28,748	80
TB	1,154,973	14,259	81	81	31,042	3/29	2,110,487	26,381	80
TOTALS	32,374,627	26,845	1206	1214			32,795,068	27,216	1205

NATIONAL LEAGUE

CLUB	-----HOME-----				SEASON HIGH		-----ROAD-----		
	TOTAL	AVG	DATES	GAMES	TOTAL	DATE	TOTAL	AVG	DATES
LAD	3,857,500	47,043	82	82	53,904	6/26	2,680,703	33,095	81
STL	3,403,587	42,020	81	81	47,514	7/28	2,371,219	29,274	81
CHI	3,181,089	38,794	82	82	41,587	5/27	2,624,066	32,801	80
SF	3,156,185	38,965	81	81	42,582	4/04	2,747,164	33,916	81
COL	3,015,880	37,233	81	81	48,216	4/06	2,591,775	31,607	82
MIL	2,850,875	35,196	81	81	45,520	9/29	2,349,038	29,000	81
ATL	2,555,781	31,553	81	81	42,143	8/18	2,253,950	27,827	81
WAS	2,529,604	31,620	80	81	42,723	6/18	2,248,191	28,102	80
ARI	2,242,695	27,688	81	81	48,703	3/29	2,578,442	31,833	81
NYM	2,224,995	28,164	79	81	44,189	3/29	2,383,676	29,796	80
SD	2,168,536	26,772	81	81	44,649	3/29	2,489,151	30,730	81
PHI	2,158,124	27,318	79	81	44,488	4/05	2,270,526	28,382	80
CIN	1,629,356	20,116	81	81	43,878	3/30	2,423,437	29,919	81
PIT	1,465,316	18,786	78	80	35,900	7/28	2,534,338	31,288	81
MIA	811,104	10,014	81	81	32,151	3/29	2,284,510	28,918	79
TOTALS	37,250,627	30,811	1209	1216			36,830,186	30,438	1210
GRAND									
TOTALS	69,625,254	28,830	2415	2430			69,625,254	28,830	2415

OVERVIEW

STAFF

PLAYERS 1

PLAYERS 2

40-MAN ROSTER

2018 REVIEW

OPPONENTS

CHRONOLOGY

MINOR LEAGUES

SPRING TRAINING REVIEW

WHITE SOX PITCHING STATISTICS

PITCHER	W	L	ERA	G	GS	CG	GF	SHO	SV	IP	H	R	ER	HR	HB	BB	IBB	SO	WP	BK	AVG
Adams	0	0	2.25	1	0	0	0	0	0	4.0	1	1	1	1	1	0	0	1	0	0	.077
Avilan	0	0	0.00	6	0	0	0	0	0	5.2	2	0	0	0	0	1	0	9	0	0	.100
Beck	0	0	8.59	6	0	0	0	0	0	7.1	10	8	7	3	0	6	0	6	1	0	.313
Brennan	0	0	0.00	1	0	0	0	0	0	1.1	0	0	0	0	0	0	0	2	0	0	.000
Bummer	0	0	3.60	10	0	0	2	0	0	10.0	9	4	4	0	1	2	0	13	1	0	.237
Burr	0	0	0.00	1	0	0	1	0	0	1.0	0	0	0	0	0	0	0	2	0	0	.000
Cease	2	0	0.00	3	2	0	1	0	0	6.1	3	0	0	0	0	3	0	9	1	0	.143
Cedeno	0	0	5.19	10	0	0	0	0	0	8.2	10	7	5	1	0	2	0	11	0	0	.286
Clark	0	0	2.08	9	0	0	5	0	2	8.2	8	2	2	1	1	4	0	14	2	0	.235
Clarkin	0	0	0.00	3	0	0	2	0	1	5.2	5	4	0	0	0	3	0	2	2	0	.208
Covey	0	0	2.70	2	1	0	0	0	0	3.1	3	1	1	1	0	0	0	0	0	0	.250
Danish	0	1	20.25	3	0	0	1	0	1	2.2	9	9	6	4	1	1	0	2	0	0	.529
Dunning	1	0	7.00	5	0	0	0	0	0	9.0	11	7	7	0	2	4	0	4	2	0	.324
Farquhar	0	0	6.75	7	0	0	0	0	0	6.2	8	5	5	1	0	1	0	9	0	0	.286
Foster	0	0	0.00	1	0	0	0	0	0	1.0	1	0	0	0	0	1	0	0	0	0	.250
Fry	0	0	9.00	2	0	0	1	0	0	2.0	3	4	2	0	0	1	0	1	0	0	.300
Fulmer	1	4	11.81	5	5	0	0	0	0	10.2	18	17	14	7	2	13	0	9	1	0	.375
Giolito	2	0	2.04	4	4	0	0	0	0	17.2	11	5	4	2	0	4	0	17	0	1	.169
Goldberg	0	0	9.00	3	0	0	1	0	1	2.0	4	2	2	1	0	0	0	0	0	0	.400
Gomez	1	0	1.08	6	0	0	0	0	0	8.1	6	1	1	1	0	2	0	8	0	0	.194
M. Gonzalez	2	0	5.40	4	4	0	0	0	0	13.1	18	8	8	1	0	6	0	9	0	0	.321
Guerrero	0	0	18.00	1	1	0	0	0	0	2.0	4	4	4	1	1	2	0	1	0	0	.400
Hansen	0	0	16.20	1	0	0	0	0	0	1.2	3	3	3	0	0	1	0	3	0	0	.375
Hasler	0	0	0.00	2	0	0	1	0	0	2.0	3	0	0	0	0	0	0	1	0	0	.300
House	0	0	12.46	4	0	0	0	0	0	4.1	6	8	6	0	0	6	0	3	1	0	.333
Infante	0	0	5.40	5	0	0	0	0	0	5.0	6	3	3	0	0	1	0	5	1	0	.273
Johnson	0	0	0.00	1	0	0	1	0	0	1.0	0	0	0	0	0	0	0	0	0	0	.000
Jones	1	0	0.00	7	0	0	1	0	0	6.1	3	0	0	0	0	2	0	8	2	0	.143
Kopech	1	1	11.57	4	3	0	0	0	0	7.0	11	13	9	2	1	7	0	7	1	0	.344
Lopez	1	2	3.86	5	5	0	0	0	0	18.2	18	8	8	3	0	11	0	12	2	0	.250
Minaya	0	0	5.40	6	0	0	1	0	0	6.2	5	4	4	3	0	2	0	4	1	0	.200
B. Rondon	0	0	1.69	5	0	0	0	0	0	5.1	3	1	1	1	0	1	0	7	0	0	.167
Ross	0	0	2.70	6	0	0	2	0	1	6.2	5	2	2	0	1	1	0	8	0	0	.227
Ruiz	0	1	81.00	1	0	0	0	0	0	0.1	3	3	3	1	0	0	0	0	1	0	.750
Santiago	1	0	2.25	6	2	0	1	0	0	16.0	11	4	4	1	3	7	0	18	0	0	.200
Scahill	2	0	3.38	8	0	0	2	0	1	10.2	9	4	4	1	2	2	0	11	0	0	.243
Shields	0	1	6.75	3	3	0	0	0	0	10.2	14	8	8	3	0	3	0	10	2	0	.311
Soria	0	0	9.00	5	0	0	0	0	0	4.0	9	4	4	1	0	0	0	1	1	0	.429
Stephens	0	1	1.50	3	0	0	2	0	1	6.0	3	1	1	1	0	1	0	5	0	0	.158
Turner	0	0	54.00	1	0	0	0	0	0	0.1	1	2	2	0	0	1	0	0	1	0	.500
Vieira	0	0	36.00	2	0	0	0	0	0	1.0	4	4	4	0	0	3	0	1	0	0	.571
Volstad	1	0	0.00	8	1	0	3	0	1	14.0	3	0	0	0	0	1	0	9	0	0	.073
Walsh	0	1	6.75	6	0	0	2	0	1	5.1	5	4	4	2	0	4	0	5	1	0	.263
Wright	0	0	0.00	1	0	0	1	0	0	1.0	0	0	0	0	0	0	0	1	0	0	.000
Ynoa	0	0	33.75	2	0	0	0	0	0	1.1	3	5	5	1	0	3	0	1	0	0	.500
SOX	16	12	4.89	31	31	0	31	1	10	272.2	272	170	148	45	16	113	0	249	24	1	.257
OPPONENTS	12	16	5.47	31	31	0	31	3	7	270.0	307	187	164	34	8	93	0	260	19	2	.286

OVERVIEW

STAFF

PLAYERS 1

PLAYERS 2

40-MAN ROSTER

2018 REVIEW

OPPONENTS

CHRONOLOGY

MINOR LEAGUES

THE LAST TIME IT HAPPENED

OVERVIEW

WHITE SOX PLAYERS

Perfect game	Philip Humber, April 21, 2012 at Seattle (W, 4-0)
No-hitter	Philip Humber, April 21, 2012 at Seattle (W, 4-0)
Complete game, one-hitter	Jeff Samardzija, September 21, 2015 at Detroit-1 (W, 2-0)
15 or more strikeouts, one game	Chris Sale, August 16, 2015 vs. Cubs (15)
Four strikeouts, one inning	Wilson Alvarez, July 21, 1997 at Detroit (7th inning)
10.0-plus IP	Alex Fernandez, October 1, 1995 vs. Minnesota (10.0 IP)
Consecutive shutouts	Jack McDowell (9.0 IP), July 1, 1994 vs. Milwaukee (W, 8-0); Alex Fernandez (9.0 IP), July 2, 1994 vs. Milwaukee (W, 5-0)
Consecutive shutouts, same pitcher	Jon Garland, April 25-May 1, 2005
Two consecutive complete games, same pitcher	Chris Sale, May 13-19, 2016
Three consecutive complete games, same pitcher	Bartolo Colon, September 2-13, 2003
Four consecutive complete games, same pitcher	Jack McDowell, May 14-30, 1993
Inside-the-park home run	Nicky Delmonico, August 18, 2017 at Texas
Leadoff home run	Nicky Delmonico, September 3, 2018 vs. Detroit
Pitcher home run	Anthony Ranaudo, July 27, 2016 at Chicago-NL
Home run, both sides of the plate	Melky Cabrera, July 23, 2015 at Cleveland
Three home runs, one game	Matt Davidson, March 29, 2018 at Kansas City
Four home runs, one game	Pat Seerey, July 18, 1948 at Philadelphia (11 innings)
Four consecutive home runs, same inning	Jim Thome, Paul Konerko, Alexei Ramirez, Juan Uribe, August 14, 2008 vs. Kansas City (6th inning)

STAFF

PLAYERS 1

PLAYERS 2

40-MAN ROSTER

2018 REVIEW

OPPONENTS

CHRONOLOGY

MINOR LEAGUES

Back-to-back home runs leading off game	Yoán Moncada and Yolmer Sánchez, June 12, 2018 vs. Cleveland
Six hits, one game	Alex Rios, July 9, 2013 at Detroit
Four doubles, one game	Mike Kreevich, September 4, 1937 at Detroit; Marv Owen, April 23, 1939 vs. St. Louis
Three triples, one game	Lance Johnson, September 23, 1995 at Minnesota
Four or more steals, one game	Scott Podsednik, May 1, 2006 at Cleveland (four)
Steal of home	Gordon Beckham, July 8, 2013 vs. Cubs
Hitting for the cycle	José Abreu, September 9, 2017 vs. San Francisco
Two grand slams	Robin Ventura, September 4, 1995 at Texas
Pinch-hit grand slam	Orlando Hudson, September 29, 2012 vs. Tampa Bay
Five strikeouts, nine-inning game	Matt Davidson, May 30, 2017 vs. Boston

WHITE SOX TEAM

20 Runs, Game	20, June 20, 2006 vs. St. Louis (W, 20-6)
10 Runs, Inning	11, September 17, 2007 at Kansas City (5th inning)
20 Hits, Game	25, September 14, 2017 at Detroit (nine innings)
10 Hits, Inning	10, September 17, 2007 at Kansas City (5th inning)
10 Doubles, Game	September 4, 2012 vs. Minnesota (franchise record)
Five Triples, Game	August 16, 2011 vs. Cleveland
Seven Home Runs, Game	June 25, 2016 vs. Toronto (tied franchise record)
Four Home Runs, Inning	4, July 11, 2010 vs. Kansas City (3rd inning)
Six Stolen Bases	6, September 5, 2010 at Boston
Turned a Triple Play	July 8, 2016 vs. Atlanta (third inning)
Hit into a Triple Play	April 3, 2011 vs. Cleveland (fourth inning)

WHITE SOX OPPONENTS

Perfect Game	Addie Joss, October 2, 1908 at Cleveland
No-hitter	Francisco Liriano, May 3, 2011 vs. Minnesota
Complete Game, one-hitter	Matthew Boyd, September 17, 2017 at Detroit
Back-to-back shutouts	Frank Viola, April 18, 1993 at Boston (W, 4-0) and John Dopper, April 19, 1993 at Boston (W, 6-0)
Home run, both sides of the plate	Mark Teixeira, July 31, 2015 vs. New York-AL
Two home runs, same inning	Jim Edmonds, June 21, 2008 at Cubs (4th Inning)
Three home runs, one game	Manny Machado, August 7, 2016 vs. Baltimore
Four home runs, one game	Mike Cameron, May 2, 2002 vs. Seattle
Inside-the-park home run	Brian Dozier, April 16, 2017 at Minnesota
Hitting for the cycle	Melky Cabrera, August 2, 2009 vs. New York-AL
Three consecutive home runs	Juan Gonzalez, Will Clark and Ivan Rodriguez, August 28, 1998 vs. Texas (game one, 4th inning)
Steal of home	Matt Walbeck, April 11, 1997 at Detroit
Triple Play	April 3, 2011 at Cleveland

WHITE SOX VS. BALTIMORE

WHITE SOX RESULTS VS. ORIOLAS (4-3)

Notes: The White Sox went 4-3 in 2018 for their first season series victory against the Orioles since 2008 (0-7-2) ... the Sox rallied for three runs in the eighth inning on 5/22 to win, 3-2 ... Dylan Covey (1 ER/7.0 IP) earned his first major-league victory, and José Rondón hit his first major-league home run on 5/23 ... Dylan Bundy threw a two-hit shutout with 14 strikeouts on 5/24 ... Reynaldo López combined with Caleb Frare and Juan Minaya on a five-hitter on 9/15 as the Sox recorded their third ever shutout at Camden Yards (also 7/18/97 and 6/21/01) ... Ryan Cordell hit his first major-league homer on 9/14, and Daniel Palka recorded his third career multihomer game on 9/16.

Date	H/R	Result	WP	LP	Attend
5/21	H/N	L, 2-3	Cashner	Santiago	11,628
5/22	H/N	W, 3-2	Rondón (R)	Givens (R)	12,590
5/23	H/N	W, 11-1	Covey	Cobb	17,056
5/24	H/D	L, 3-9	Bundy (C)	Giolito	19,147
9/14	R/N	W, 8-6	Shields	Ortiz	18,265
9/15	R/N	W, 2-0	López	Ramírez	23,266
9/16	R/D	L, 4-8	Meisinger (R)	Giolito	19,104

WHITE SOX STATISTICS VS. ORIOLAS

BATTER	AVG	G	AB	R	H	2B	3B	HR	RBI	SH	SF	HP	BB	SO	SB	CS	DP	E
Abreu, J.	.207	7	29	1	6	4	0	0	2	0	0	2	2	9	0	0	1	1
Anderson, T.	.125	5	16	3	2	0	0	0	1	0	0	0	2	6	0	1	0	0
Castillo, W.	.333	5	18	0	6	1	0	0	1	0	0	0	1	7	0	0	0	0
Cordell, R.	.250	2	4	1	1	0	0	1	1	0	0	0	0	2	0	0	0	0
Davidson, M.	.231	4	13	0	3	0	0	0	0	0	0	0	3	4	0	0	0	1
Delmonico, N.	.200	3	10	1	2	0	1	0	1	0	0	0	2	4	0	0	1	0
Engel, A.	.450	7	20	3	9	0	0	1	2	0	0	0	2	7	1	2	0	0
García, A.	.250	2	8	3	2	0	0	2	3	0	0	0	1	1	0	0	0	0
García, L.	.200	3	10	0	2	1	0	0	1	0	0	0	1	3	2	0	0	0
LaMarre, R.	.000	3	2	0	0	0	0	0	0	0	0	0	0	1	0	0	0	0
Moncada, Y.	.241	7	29	6	7	2	0	1	5	0	1	0	3	12	0	0	0	1
Narváez, O.	.250	4	8	1	2	0	0	1	2	0	0	1	0	2	0	0	0	0
Palka, D.	.333	6	24	6	8	1	1	2	4	0	0	0	2	5	0	0	0	0
Rondón, J.	.286	4	14	4	4	1	0	2	5	0	0	0	1	5	2	0	0	0
Sánchez, Y.	.250	7	28	2	7	1	0	1	5	0	0	1	4	6	1	0	2	0
Thompson, T.	.000	3	1	2	0	0	0	0	0	0	0	0	1	1	0	0	0	0
Tilson, C.	.000	1	3	0	0	0	0	0	0	0	0	0	0	1	0	0	0	0
PITCHERS	.000	7	0	0	0	0	0	0	0	0	0	0	0	0	0	0	0	1
TOTALS	.257	7	237	33	61	11	2	11	33	0	1	4	25	76	6	3	4	4

PITCHER	ERA	W	L	G	GS	CG	SHO	SV	IP	AB	H	R	ER	HR	HB	BB	SO	WP	AVG
Avilán, L.	0.00	0	0	2	0	0	0	0	2.0	6	0	0	0	0	0	0	3	0	.000
Beck, C.	5.40	0	0	1	0	0	0	0	3.1	14	3	2	2	0	0	3	4	1	.214
Bummer, A.	10.13	0	0	3	0	0	0	0	2.2	11	3	3	3	0	0	1	4	0	.273
Burr, R.	27.00	0	0	1	0	0	0	0	0.1	2	2	1	1	0	1	1	0	0	1.000
Covey, D.	1.29	1	0	1	1	0	0	0	7.0	28	6	1	1	0	0	1	8	0	.214
Frare, C.	0.00	0	0	1	0	0	0	0	0.2	2	0	0	0	0	0	1	0	0	.000
Fry, J.	0.00	0	0	2	0	0	0	0	2.0	6	1	0	0	0	0	2	1	1	.167
Giolito, L.	13.50	0	2	2	2	0	0	0	7.1	35	14	13	11	3	2	5	1	1	.400
Hamilton, I.	0.00	0	0	1	0	0	0	0	0.2	3	1	1	0	0	0	1	1	0	.333
Jones, N.	0.00	0	0	2	0	0	0	2	2.0	8	2	0	0	0	0	1	4	0	.250
López, R.	0.00	1	0	1	1	0	0	0	7.0	24	4	0	0	0	0	1	6	1	.167
Minaya, J.	0.00	0	0	1	0	0	0	1	1.1	5	1	0	0	0	0	1	0	0	.200
Rondón, B.	0.00	1	0	2	0	0	0	0	2.0	7	1	0	0	0	0	1	3	0	.143
Ruiz, J.	9.00	0	0	1	0	0	0	0	1.0	4	1	1	1	1	0	0	2	0	.250
Santiago, H.	4.50	0	1	1	1	0	0	0	6.0	22	5	3	3	3	0	2	7	0	.227
Scahill, R.	0.00	0	0	1	0	0	0	0	0.2	2	0	0	0	0	0	0	1	0	.000
Shields, J.	2.77	1	0	2	2	0	0	0	13.0	45	9	4	4	2	1	3	10	1	.200
Soria, J.	0.00	0	0	2	0	0	0	0	2.0	7	1	0	0	0	0	0	3	0	.143
Volstad, C.	0.00	0	0	1	0	0	0	0	1.0	3	0	0	0	0	0	0	0	0	.000
TOTALS	3.77	4	3	7	7	0	1	3	62.0	234	54	29	26	9	4	24	58	5	.231

OVERVIEW

STAFF

PLAYERS 1

PLAYERS 2

40-MAN ROSTER

2018 REVIEW

OPPONENTS

CHRONOLOGY

MINOR LEAGUES

WHITE SOX VS. BOSTON

WHITE SOX RESULTS VS. RED SOX (4-3)

Notes: The White Sox went 4-3 against the Red Sox, their third winning record in the last four season matchups with Boston ... White Sox pitchers posted a 2.61 ERA (18 ER/62.0 IP) with a pair of shutouts, including a 1.85 mark (8 ER/39.0 IP) by the starting rotation ... Boston hit just .157 (8-57) with RISP ... Ian Hamilton (8/31) and Caleb Frare (9/2) each made their major-league debut with 1.0 perfect IP.

Date	H/R	Result	WP	LP	Attend
6/8	R/N	W, 1-0	Covey	Sale	36,593
6/9	R/D	L, 2-4	Price	Rodón	36,675
6/10	R/D	W, 5-2	López	Porcello	36,998
8/30	H/N	L, 4-9	Brasier (R)	Vieira (R)	18,015
8/31	H/N	W, 6-1	Covey (R)	Eovaldi	23,625
9/1	H/D	L, 1-6	Rodríguez	Rodón	22,639
9/2	H/D	W, 8-0	Shields	Johnson	30,745

WHITE SOX STATISTICS VS. RED SOX

BATTER	AVG	G	AB	R	H	2B	3B	HR	RBI	SH	SF	HP	BB	SO	SB	CS	DP	E
Abreu, J.	.200	3	10	2	2	2	0	0	2	0	0	0	3	2	0	0	1	1
Anderson, T.	.259	7	27	4	7	2	0	1	2	0	0	0	2	12	0	0	0	1
Davidson, M.	.320	7	25	2	8	1	0	1	6	0	0	2	3	11	0	0	0	0
Delmonico, N.	.167	4	12	1	2	2	0	0	1	0	0	1	1	6	0	0	0	0
Engel, A.	.250	4	16	2	4	0	0	0	1	0	0	0	0	8	1	0	0	0
García, A.	.400	3	10	3	4	2	0	1	4	0	1	0	1	5	0	0	0	0
LaMarre, R.	.143	3	7	1	1	0	0	0	0	0	0	0	1	3	0	0	0	0
Moncada, Y.	.276	7	29	2	8	0	0	1	2	0	0	0	1	11	0	0	2	2
Narváez, O.	.286	2	7	0	2	0	0	0	0	0	0	0	0	3	0	0	0	0
Palka, D.	.200	7	25	3	5	2	0	1	3	0	0	1	1	12	0	0	0	0
Rodón, J.	.300	3	10	2	3	0	0	0	1	0	0	0	2	3	0	0	0	1
Sánchez, Y.	.348	6	23	4	8	1	1	0	1	0	0	1	0	4	2	0	0	2
Smith, K.	.412	5	17	1	7	2	0	0	2	0	0	0	4	0	0	0	2	0
Thompson, T.	.091	3	11	0	1	0	0	0	2	0	0	0	0	5	0	0	0	0
Tilson, C.	.222	3	9	0	2	0	0	0	0	1	0	0	0	2	0	0	0	0
PITCHERS	.000	7	0	0	0	0	0	0	0	0	0	0	0	0	0	0	0	1
TOTALS	.269	7	238	27	64	14	1	5	27	1	1	5	19	87	3	0	5	8

PITCHER	ERA	W	L	G	GS	CG	SHO	SV	IP	AB	H	R	ER	HR	HB	BB	SO	WP	AVG
Avilán, L.	0.00	0	0	1	0	0	0	0	0.2	3	1	0	0	0	0	0	1	1	.333
Bummer, A.	0.00	0	0	1	0	0	0	0	1.1	4	1	0	0	0	0	0	1	0	.250
Burr, R.	3.86	0	0	2	0	0	0	0	2.1	8	2	1	1	1	0	0	0	0	.250
Cedeño, X.	0.00	0	0	1	0	0	0	0	1.0	3	0	0	0	0	0	0	3	0	.000
Covey, D.	0.00	2	0	2	1	0	0	0	9.0	32	6	0	0	0	0	2	10	0	.188
Frare, C.	0.00	0	0	1	0	0	0	0	1.0	3	0	0	0	0	0	0	2	0	.000
Fry, J.	0.00	0	0	2	0	0	0	0	2.1	10	1	0	0	0	0	0	3	0	.100
Giolito, L.	1.42	0	0	1	1	0	0	0	6.1	21	2	1	1	0	1	2	8	0	.095
Gómez, J.	40.50	0	0	1	0	0	0	0	0.2	4	3	3	3	1	0	0	1	0	.750
Hamilton, I.	0.00	0	0	1	0	0	0	0	1.0	3	0	0	0	0	0	0	0	0	.000
Jones, N.	0.00	0	0	2	0	0	0	0	1.1	4	0	0	0	0	1	1	1	0	.000
Kopech, M.	0.00	0	0	1	1	0	0	0	3.0	9	1	0	0	0	2	1	1	0	.111
López, R.	1.42	1	0	1	1	0	0	0	6.1	24	6	2	1	0	1	3	6	0	.250
Minaya, J.	3.00	0	0	2	0	0	0	0	3.0	9	1	1	1	1	0	0	4	0	.111
Rodón, C.	4.76	0	2	2	2	0	0	0	11.1	50	12	9	6	4	1	4	11	1	.240
Santiago, H.	0.00	0	0	2	0	0	0	0	1.1	5	1	0	0	0	0	2	2	1	.200
Shields, J.	0.00	1	0	1	1	0	0	0	6.0	21	4	0	0	0	1	2	6	1	.190
Soria, J.	0.00	0	0	2	0	0	0	2	2.0	6	0	0	0	0	0	1	2	0	.000
Vieira, T.	67.50	0	1	1	0	0	0	0	0.2	6	4	5	5	1	0	2	2	0	.667
Volstad, C.	0.00	0	0	1	0	0	0	0	1.1	4	1	0	0	0	0	0	0	0	.250
TOTALS	2.61	4	3	7	7	0	2	2	62.0	229	46	22	18	8	7	20	64	4	.201

WHITE SOX VS. CHICAGO-NL

WHITE SOX RESULTS VS. CUBS (2-4)

Notes: The Cubs went 4-2 to record back-to-back season series victories over the White Sox for the first time in the 22-year history of the crosstown rivalry ... Lucas Giolito earned the win on 5/13 despite issuing seven walks, the first Sox pitcher to accomplish that feat since Gavin Floyd on 4/13/09 at Detroit ... the White Sox collected 19 hits on 9/21, their most-ever against the Cubs ... Tim Anderson hit his 20th home run on 9/22, becoming the first shortstop in Sox history to record a 20 HR/20 SB season.

Date	H/R	Result	WP	LP	Attend
5/11	R/D	L, 2-11	Chatwood	Fulmer	39,585
5/12	R/D	L, 4-8	Lester	Shields	41,099
5/13	R/D	W, 5-3	Giolito	Hendricks	40,537
9/21	H/D	W, 10-4	López	Quintana	34,027
9/22	H/N	L, 3-8	Lester	Giolito	39,724
9/23	H/D	L, 1-6	Hendricks	Rodón	39,449

WHITE SOX STATISTICS VS. CUBS

BATTER	AVG	G	AB	R	H	2B	3B	HR	RBI	SH	SF	HP	BB	SO	SB	CS	DP	E
Abreu, J.	.417	3	12	3	5	1	0	0	2	0	0	0	1	1	0	0	0	0
Anderson, T.	.200	6	20	3	4	1	0	1	2	0	0	0	5	5	0	0	2	1
Castillo, W.	.368	5	19	3	7	1	0	0	0	0	0	0	1	3	1	0	0	0
Cordell, R.	1.000	1	1	0	1	0	0	0	0	0	0	0	0	0	0	0	0	0
Davidson, M.	.300	6	20	4	6	0	0	2	7	0	1	0	4	6	0	0	0	2
Delmonico, N.	.125	3	8	1	1	0	1	0	1	0	0	0	1	2	0	0	0	0
Engel, A.	.333	6	18	4	6	1	0	0	0	0	0	0	1	4	0	0	0	0
García, A.	.375	2	8	1	3	0	0	0	1	0	0	0	0	2	0	0	0	0
García, L.	.167	5	12	0	2	0	0	0	1	0	0	0	1	2	0	0	0	1
LaMarre, R.	.600	3	5	0	3	1	0	0	3	0	1	0	0	0	0	1	0	0
Moncada, Y.	.273	3	11	1	3	0	0	0	1	0	0	0	1	4	1	0	0	0
Narváez, O.	.000	2	6	0	0	0	0	0	0	1	0	0	0	3	0	0	0	0
Palka, D.	.188	6	16	1	3	1	0	1	3	0	0	0	0	8	0	0	0	0
Rodón, J.	.083	5	12	1	1	1	0	0	0	0	0	0	0	5	0	0	2	0
Sánchez, Y.	.176	5	17	1	3	0	0	0	1	0	0	0	0	4	0	0	0	0
Smith, K.	.500	2	6	2	3	1	0	1	3	0	0	0	0	1	0	0	0	0
Thompson, T.	.000	3	5	0	0	0	0	0	0	0	0	0	0	0	0	0	0	0
PITCHERS	.000	6	5	0	0	0	0	0	0	0	0	0	0	3	0	0	0	0
TOTALS	.254	6	201	25	51	8	1	5	25	1	2	0	15	53	2	1	4	4

PITCHER	ERA	W	L	G	GS	CG	SHO	SV	IP	AB	H	R	ER	HR	HB	BB	SO	WP	AVG
Avilán, L.	0.00	0	0	1	0	0	0	0	1.0	4	1	0	0	0	0	1	2	0	.250
Beck, C.	21.60	0	0	2	0	0	0	0	1.2	7	2	4	4	2	0	3	2	0	.286
Bummer, A.	0.00	0	0	4	0	0	0	0	2.2	12	3	4	0	0	0	4	1	1	.250
Burr, R.	0.00	0	0	1	0	0	0	0	2.0	7	1	0	0	0	0	2	2	0	.143
Frare, C.	0.00	0	0	1	0	0	0	0	0.1	1	0	0	0	0	0	0	0	0	.000
Fry, J.	13.50	0	0	2	0	0	0	0	1.1	6	2	2	2	0	0	0	1	0	.333
Fulmer, C.	27.00	0	1	1	1	0	0	0	1.2	8	3	5	5	1	1	4	3	0	.375
Giolito, L.	5.84	1	1	2	2	0	0	0	12.1	45	9	8	8	1	1	10	8	5	.200
Gómez, J.	0.00	0	0	2	0	0	0	0	1.2	6	1	0	0	0	0	2	1	0	.167
Hamilton, I.	0.00	0	0	1	0	0	0	0	1.0	3	0	0	0	0	0	0	1	0	.000
Jones, N.	0.00	0	0	2	0	0	0	0	2.0	7	1	0	0	0	0	0	1	1	.143
López, R.	1.29	1	0	1	1	0	0	0	7.0	27	5	1	1	1	0	0	8	0	.185
Rodón, C.	23.14	0	1	1	1	0	0	0	2.1	16	9	6	6	1	1	0	3	0	.563
Rodón, B.	0.00	0	0	2	0	0	0	1	2.0	8	2	0	0	0	0	0	2	0	.250
Ruiz, J.	13.50	0	0	1	0	0	0	0	0.2	3	1	1	1	0	0	1	1	1	.333
Santiago, H.	3.86	0	0	1	0	0	0	0	2.1	12	5	1	1	1	0	0	2	0	.417
Scahill, R.	54.00	0	0	1	0	0	0	0	0.1	4	2	3	2	0	0	1	1	0	.500
Shields, J.	7.50	0	1	1	1	0	0	0	6.0	25	7	5	5	1	0	3	4	0	.280
Vieira, T.	0.00	0	0	1	0	0	0	0	2.0	9	3	0	0	0	0	0	2	0	.333
Volstad, C.	0.00	0	0	1	0	0	0	0	1.2	7	3	0	0	0	0	1	2	0	.429
TOTALS	6.06	2	4	6	6	0	0	1	52.0	217	60	40	35	8	3	32	47	8	.276

OVERVIEW

STAFF

PLAYERS 1

PLAYERS 2

40-MAN ROSTER

2018 REVIEW

OPPONENTS

CHRONOLOGY

MINOR LEAGUES

WHITE SOX VS. CINCINNATI

WHITE SOX RESULTS VS. REDS (1-2)

Notes: The White Sox lost two of three games at Great American Ball Park for their first-ever series loss to the Reds during the regular season ... the Sox were unable to hold leads of 3-1 in the opener and 3-0 in the finale but rallied from a 7-2 deficit on 7/3 to win in 12 innings ... Avisail García and Daniel Palka became the first 3-4 batters in Sox history to record multihomer efforts in the same game (STATS) on 7/3 ... García and Palka both homered three times in the series ... the Sox lead the all-time series, 17-6.

Date	H/R	Result	WP	LP	Attend
7/2	R/N	L, 3-5	Floro (R)	Volstad (R)	16,727
7/3	R/N	W, 12-8 (12)	Santiago (R)	Stephens (R)	22,742
7/4	R/N	L, 4-7	Covey	Romano	24,442

WHITE SOX STATISTICS VS. REDS

BATTER	AVG	G	AB	R	H	2B	3B	HR	RBI	SH	SF	HP	BB	SO	SB	CS	DP	E
Abreu, J.	.000	3	7	0	0	0	0	0	0	0	0	0	1	2	0	0	0	0
Anderson, T.	.286	3	14	3	4	0	0	0	0	0	0	0	0	3	2	0	0	0
Davidson, M.	.167	2	6	1	1	1	0	0	1	0	0	0	2	3	0	0	1	0
Engel, A.	.250	3	12	3	3	0	0	0	1	2	0	0	0	2	0	1	0	0
García, A.	.462	3	13	4	6	1	0	3	3	0	0	0	2	2	0	0	0	0
García, L.	1.000	2	2	0	2	0	0	0	1	0	0	0	0	0	0	0	0	0
Moncada, Y.	.400	3	15	3	6	2	1	1	6	0	0	0	1	5	1	0	0	0
Narváez, O.	.286	3	7	0	2	1	0	0	0	0	0	0	0	1	0	0	0	0
Palka, D.	.214	3	14	3	3	0	0	3	4	0	0	0	1	7	0	0	0	0
Sánchez, Y.	.267	3	15	0	4	2	1	0	3	0	0	0	1	3	1	0	0	1
Smith, K.	.333	2	9	2	3	0	0	0	0	0	0	0	0	0	0	0	0	0
Tilson, C.	.000	2	2	0	0	0	0	0	0	0	0	0	0	0	0	0	0	0
PITCHERS	.143	3	7	0	1	0	0	0	0	1	0	0	0	4	0	0	1	1
TOTALS	.285	3	123	19	35	7	2	7	19	3	0	0	8	32	4	1	2	2

PITCHER	ERA	W	L	G	GS	CG	SHO	SV	IP	AB	H	R	ER	HR	HB	BB	SO	WP	AVG
Avilán, L.	0.00	0	0	2	0	0	0	0	1.2	5	0	0	0	0	0	0	3	0	.000
Cedeño, X.	0.00	0	0	2	0	0	0	0	2.0	7	1	0	0	0	0	0	2	0	.143
Covey, D.	14.73	0	1	1	1	0	0	0	3.2	15	5	6	6	0	1	1	2	0	.333
Fry, J.	4.50	0	0	1	0	0	0	0	2.0	6	1	1	1	0	0	0	1	0	.167
Giolito, L.	12.60	0	0	1	1	0	0	0	5.0	24	8	7	7	3	0	3	3	0	.333
Minaya, J.	0.00	0	0	2	0	0	0	0	0.1	1	0	0	0	0	0	1	0	0	.000
Rondón, B.	0.00	0	0	2	0	0	0	0	2.0	8	2	0	0	0	0	2	3	0	.250
Santiago, H.	0.00	1	0	2	0	0	0	0	2.1	7	0	0	0	0	0	2	7	0	.000
Shields, J.	1.35	0	0	1	1	0	0	0	6.2	24	4	1	1	1	0	4	3	0	.167
Soria, J.	0.00	0	0	1	0	0	0	0	1.0	3	0	0	0	0	0	0	2	0	.000
Volstad, C.	27.00	0	1	2	0	0	0	0	1.1	9	4	5	4	0	1	2	2	0	.444
TOTALS	6.11	1	2	3	3	0	0	0	28.0	109	25	20	19	4	2	15	28	0	.229

WHITE SOX VS. CLEVELAND

WHITE SOX RESULTS VS. INDIANS (5-14)

Notes: The White Sox went 5-14 against the Indians to fall to 40-74 over the last six seasons ... the Indians swept consecutive home series from 5/28-30 and 6/18-20 by a combined 49-15 margin ... Matt Skole homered in his major-league debut on 5/28 in Cleveland, the sixth player in Sox history to accomplish that feat ... Yoán Moncada and Yolmer Sánchez led off the game on 6/12 with back-to-back home runs, marking the fourth time in franchise history the Sox have accomplished that feat ... James Shields reached 2,500.0 career IP in that game ... Daniel Palka's walkoff homer on 8/10 was the first in White Sox history in a 1-0 victory ... Jace Fry earned his first major-league win in that game ... Cleveland's Jason Kipnis hit a walkoff grand slam on 9/19 ... the Sox ended a nine-game losing streak in Cleveland with an 11-inning win on 9/20 ... the Sox scored three times in the ninth on 9/24 to give Ian Hamilton his first major-league victory.

Date	H/R	Result	WP	LP	Attend
5/28	R/D	L, 6-9	Plutko	Volstad (R)	23,729
5/29	R/N	L, 3-7	Clevinger	Giolito	30,441
5/30	R/D	L, 1-9	Kluber	López	17,930

Date	H/R	Result	WP	LP	Attend
6/11	H/N	L, 0-4	Carrasco	Giolito	13,125
6/12	H/N	W, 5-1	Shields	Plutko	12,357
6/13	H/N	W, 3-2	Covey	Bauer	19,390
6/14	H/D	L, 2-5	Clevinger	Volstad (R)	17,183
6/18	R/N	L, 2-6	Bauer	Covey	17,271
6/19	R/N	L, 3-6	Clevinger	Rodón	20,394
6/20	R/D	L, 0-12	Kluber	López	23,101
8/10	H/N	W, 1-0	Fry	Ramírez	18,772
8/11	H/N	L, 1-3	Bauer	Shields	28,061
8/12	H/D	L, 7-9	Carrasco	Covey	23,853
9/18	R/N	L, 3-5	Kluber	Rodón	19,277
9/19	R/N	L, 1-4	Pérez (R)	Frare (R)	18,263
9/20	R/N	W, 5-4 (11)	Santiago (R)	Cimber (R)	19,457
9/24	H/N	L, 0-4	Kluber	Hamilton (R)	18,217
9/25	H/N	W, 5-4	Hamilton (R)	Carrasco (R)	17,040
9/26	H/N	L, 2-10	Bieber	Fry	25,598

WHITE SOX STATISTICS VS. INDIANS

BATTER	AVG	G	AB	R	H	2B	3B	HR	RBI	SH	SF	HP	BB	SO	SB	CS	DP	E
Abreu, J.	.137	13	51	2	7	2	0	1	4	0	1	0	1	13	0	0	0	0
Anderson, T.	.143	18	63	4	9	3	0	1	3	0	0	0	2	26	2	0	0	4
Castillo, W.	.000	2	4	0	0	0	0	0	0	0	0	0	0	2	0	0	0	0
Cordell, R.	.000	5	9	1	0	0	0	0	0	0	0	1	0	6	0	0	0	0
Davidson, M.	.200	12	45	2	9	4	0	1	4	0	0	0	2	21	0	0	0	0
Delmonico, N.	.176	5	17	0	3	0	0	0	0	0	0	0	0	8	0	0	0	1
Engel, A.	.184	16	49	6	9	0	2	1	5	0	0	3	3	18	0	0	0	0
García, A.	.100	9	30	1	3	0	0	1	3	0	0	1	4	13	0	0	0	1
García, L.	.333	1	3	0	1	0	0	0	0	1	0	0	1	2	0	0	0	0
González, A.	.000	1	2	0	0	0	0	0	0	0	0	0	0	0	0	0	0	1
LaMarre, R.	.188	7	16	3	3	1	0	0	0	0	0	1	0	7	0	0	0	1
Moncada, Y.	.273	18	66	7	18	5	0	2	6	0	0	0	5	32	1	2	0	4
Narváez, O.	.233	14	43	2	10	2	0	2	4	0	0	0	7	12	0	0	2	4
Palka, D.	.134	19	67	7	9	1	0	4	7	0	0	0	7	28	0	1	1	0
Rodón, J.	.100	8	10	1	1	0	0	0	0	0	0	0	0	5	0	0	0	0
Sánchez, Y.	.208	19	77	8	16	3	1	3	6	1	0	1	5	17	1	0	2	0
Skole, M.	.333	3	9	2	3	0	0	1	1	0	0	0	2	1	0	0	0	0
Smith, K.	.214	9	28	1	6	0	0	0	3	0	0	0	1	4	0	0	0	1
Thompson, T.	.200	6	10	0	2	0	0	0	2	1	0	0	1	5	0	1	0	0
Tilson, C.	.480	9	25	3	12	0	1	0	2	0	1	0	4	6	0	2	0	0
PITCHERS	.000	19	0	0	0	0	0	0	0	0	0	0	0	0	0	0	0	2
TOTALS	.194	19	624	50	121	21	4	17	50	3	2	7	45	226	4	6	5	19

PITCHER	ERA	W	L	G	GS	CG	SHO	SV	IP	AB	H	R	ER	HR	HB	BB	SO	WP	AVG
Avilán, L.	0.00	0	0	5	0	0	0	0	3.2	13	3	0	0	0	1	2	4	0	.231
Beck, C.	7.71	0	0	2	0	0	0	0	2.1	10	4	2	2	2	0	1	1	0	.400
Bummer, A.	9.82	0	0	3	0	0	0	0	3.2	21	9	4	4	0	0	1	7	2	.429
Burr, R.	45.00	0	0	1	0	0	0	0	1.0	6	3	5	5	1	0	3	0	0	.500
Cedeño, X.	0.00	0	0	4	0	0	0	0	2.1	8	2	0	0	0	0	2	4	0	.250
Covey, D.	4.06	1	2	6	6	0	0	0	31.0	124	36	18	14	2	1	14	25	2	.290
Danish, T.	18.00	0	0	1	0	0	0	0	1.0	5	3	2	2	0	0	1	1	0	.600
Frare, C.	4.50	0	1	3	0	0	0	0	2.0	6	1	1	1	0	1	1	2	0	.167
Fry, J.	2.25	1	1	8	1	0	0	0	8.0	34	9	3	2	1	0	5	11	1	.265
Giolito, L.	7.36	0	2	2	2	0	0	0	11.0	44	13	9	9	3	0	4	6	0	.295
Gómez, J.	9.00	0	0	2	0	0	0	0	3.0	12	5	3	3	0	0	1	1	0	.417
Hamilton, I.	20.25	1	1	3	0	0	0	0	1.1	7	3	3	3	2	1	0	0	0	.429
Jones, N.	10.13	0	0	4	0	0	0	0	2.2	15	7	3	3	1	0	3	2	0	.467
López, R.	14.14	0	2	2	2	0	0	0	7.0	33	14	12	11	1	1	5	8	1	.424
Minaya, J.	1.50	0	0	8	0	0	0	0	6.0	24	5	2	1	0	1	2	7	0	.208
Rodón, C.	3.42	0	2	4	4	0	0	0	26.1	92	18	11	10	2	5	10	15	1	.196
Rodón, B.	16.62	0	0	5	0	0	0	0	4.1	21	7	8	8	1	0	5	5	3	.333
Ruiz, J.	0.00	0	0	1	0	0	0	0	1.0	4	1	0	0	0	0	0	1	0	.250
Santiago, H.	1.50	1	0	8	0	0	0	0	12.0	43	11	3	2	0	1	6	13	0	.256
Scahill, R.	0.00	0	0	2	0	0	0	0	1.0	3	1	0	0	0	2	1	0	1	.333
Shields, J.	3.12	1	1	4	4	0	0	0	26.0	96	22	10	9	5	2	7	13	1	.229
Soria, J.	0.00	0	0	4	0	0	0	2	3.1	11	2	0	0	0	0	0	1	0	.182
Vieira, T.	0.00	0	0	2	0	0	0	0	3.0	10	1	0	0	0	0	2	2	1	.100
Volstad, C.	19.29	0	2	3	0	0	0	0	2.1	15	8	5	5	3	0	0	0	0	.533
TOTALS	5.06	5	14	19	19	0	1	2	165.1	657	188	104	93	24	16	76	129	13	.286

OVERVIEW

STAFF

PLAYERS 1

PLAYERS 2

40-MAN ROSTER

2018 REVIEW

OPPONENTS

CHRONOLOGY

MINOR LEAGUES

WHITE SOX VS. DETROIT

WHITE SOX RESULTS VS. TIGERS (7-12)

Notes: The White Sox went 7-12 to fall to 1-8 in the last nine season matchups ... the Sox won six of the last nine games after the Tigers won nine of the first 10 ... Detroit's three-game sweep on 4/5-8 was its first in Chicago since 2011 ... the Sox lost their home opener on 4/5 after blowing a three-run lead in the ninth ... Tim Anderson recorded his third career multihomer game on 5/26 ... the Tigers swept another three-game series in Chicago on 6/15-17 ... Daniel Palka hit a game-tying solo homer in the ninth on 9/3, and two batters later Matt Davidson hit a walkoff, two-run shot in the Sox 4-2 win.

Date	H/R	Result	WP	LP	Attend
6/15	H/N	L, 3-4	Farmer (R)	Minaya (R)	22,813
6/16	H/D	L, 5-7	Farmer (R)	Fry (R)	23,195
6/17	H/D	L, 1-3	Hardy	Shields	26,746
8/13	R/N	L, 5-9	Coleman (R)	Gómez (R)	20,964
8/14	R/N	W, 6-3	Giolito	Hardy	20,661
8/15	R/D	W, 6-5	Rodón	Zimmermann	23,784
8/23	R/D	L, 2-7	Boyd	Shields	22,247
8/24	R/N	W, 6-3	Vieira (R)	Jiménez (R)	23,191
8/25	R/N	W, 6-1	Giolito	Carpenter	26,183
8/26	R/D	W, 7-2	Kopech	Zimmermann	34,036
9/3	H/D	W, 4-2	Fry (R)	Greene (R)	15,540
9/4	H/N	L, 3-8	Liriano	Giolito	13,012
9/5	H/D	L, 2-10	Zimmermann	Kopech	16,036

Date	H/R	Result	WP	LP	Attend
4/5	H/D	L, 7-9 (10)	Jiménez	Infante (R)	33,318
4/7	H/D	L, 1-6	Fulmer	Giolito	16,625
4/8	H/D	L, 0-1	Fiers	López	11,131
5/25	R/N	L, 4-5	Farmer (R)	Rodón (R)	24,648
5/26	R/D	W, 8-4	Santiago	Liriano	27,032
5/27	R/D	L, 2-3	Hardy	Shields	23,419

WHITE SOX STATISTICS VS. TIGERS

BATTER	AVG	G	AB	R	H	2B	3B	HR	RBI	SH	SF	HP	BB	SO	SB	CS	DP	E
Abreu, J	.283	11	46	5	13	4	0	2	10	0	2	1	2	7	0	0	2	1
Anderson, T	.328	18	64	11	21	5	0	3	10	0	1	1	7	12	2	1	0	3
Castillo, W	.235	5	17	1	4	1	0	0	0	0	0	0	1	3	0	0	1	0
Cordell, R	.000	3	6	1	0	0	0	0	1	0	1	0	0	2	0	0	0	0
Davidson, M	.296	15	54	15	16	4	0	3	7	0	0	0	8	17	0	0	1	1
Delmonico, N	.194	10	31	3	6	2	0	1	1	0	0	2	2	11	0	0	0	1
Engel, A	.203	17	64	7	13	4	0	1	2	0	1	1	0	15	3	0	0	1
García, A	.244	10	41	6	10	1	0	0	5	0	2	0	2	8	1	1	1	0
García, L	.250	2	8	0	2	1	0	0	2	0	0	0	0	2	0	0	0	0
González, A	.000	1	4	0	0	0	0	0	0	0	0	0	0	3	0	0	0	0
LaMarre, R	.385	6	13	2	5	1	0	1	2	0	1	0	1	3	1	0	0	1
Moncada, Y	.159	18	69	6	11	3	1	0	5	0	0	0	8	27	0	1	1	1
Narváez, O	.265	12	34	5	9	3	0	2	5	1	0	0	8	12	0	0	0	0
Palka, D	.357	14	56	5	20	2	0	3	8	0	0	0	2	14	1	0	1	0
Rodón, J	.273	7	22	2	6	1	0	2	5	0	0	0	2	4	0	0	0	0
Saladino, T	.000	1	0	0	0	0	0	0	0	0	0	0	0	0	0	0	0	0
Sánchez, Y	.232	17	69	5	16	3	4	0	5	0	0	1	5	15	1	2	1	1
Smith, K	.381	6	21	3	8	0	0	1	3	0	1	0	0	0	0	0	0	1
Thompson, T	.111	6	18	0	2	0	0	0	2	0	1	0	0	6	0	0	0	0
Tilson, C	.200	6	15	1	3	0	0	0	2	0	0	1	0	1	1	1	2	0
PITCHERS	.000	19	0	0	0	0	0	0	0	0	0	0	0	0	0	0	0	0
TOTALS	.253	19	652	78	165	35	5	19	75	1	10	7	48	162	10	6	10	11

PITCHER	ERA	W	L	G	GS	CG	SHO	SV	IP	AB	H	R	ER	HR	HB	BB	SO	WP	AVG
Avilán, L	0.00	0	0	7	0	0	0	1	4.2	17	4	0	0	0	0	1	4	0	.235
Bummer, A	3.00	0	0	3	0	0	0	0	3.0	12	3	1	1	0	0	0	3	1	.250
Burr, R	3.86	0	0	2	0	0	0	0	2.1	8	2	1	1	1	0	0	4	0	.250
Cedeño, X	0.00	0	0	4	0	0	0	1	3.1	13	3	0	0	0	0	0	6	0	.231
Covey, D	0.00	0	0	2	0	0	0	0	3.2	13	2	0	0	0	0	0	0	0	.154
Farquhar, D	0.00	0	0	1	0	0	0	0	1.1	4	0	0	0	0	0	0	3	0	.000
Frare, C	81.00	0	0	1	0	0	0	0	0.1	4	3	3	3	0	0	1	0	0	.750
Fry, J	2.84	1	1	6	0	0	0	1	6.1	25	5	2	2	1	0	0	9	1	.200
Giolito, L	6.39	2	2	5	5	0	0	0	25.1	102	25	19	18	3	3	9	26	1	.245
Gómez, J	7.20	0	1	5	0	0	0	0	5.0	22	6	5	4	1	1	2	11	0	.273
Hamilton, I	0.00	0	0	1	0	0	0	0	1.1	4	0	0	0	0	0	0	2	0	.000
Infante, G	13.50	0	1	2	0	0	0	0	1.1	5	1	2	2	0	0	1	2	0	.200
Jones, N	6.75	0	0	2	0	0	0	0	1.1	5	3	1	1	0	0	1	0	0	.600
Kopech, M	7.71	1	1	2	2	0	0	0	9.1	43	16	8	8	4	2	1	10	1	.372
López, R	2.87	0	1	6	6	0	0	0	37.2	135	31	13	12	2	3	12	26	3	.230
Minaya, J	9.64	0	1	6	0	0	0	0	4.2	19	4	5	5	0	0	9	8	1	.211
Rodón, C	3.38	1	0	1	1	0	0	0	8.0	27	5	3	3	0	1	1	6	0	.185
Rodón, B	15.43	0	1	4	0	0	0	0	2.1	12	5	4	4	0	0	3	6	0	.417
Ruiz, J	0.00	0	0	1	0	0	0	0	1.1	6	2	0	0	0	0	1	2	1	.333
Santiago, H	2.19	1	0	6	1	0	0	0	12.1	51	14	5	3	3	1	5	12	0	.275
Shields, J	5.84	0	3	4	4	0	0	0	24.2	99	29	16	16	4	1	9	15	0	.293
Soria, J	13.50	0	0	2	0	0	0	0	2.0	11	4	4	3	1	0	1	0	0	.364
Vieira, T	0.00	1	0	3	0	0	0	0	2.1	10	3	0	0	0	0	3	0	0	.300
Volstad, C	0.00	0	0	3	0	0	0	0	4.0	12	1	0	0	0	0	0	3	0	.083
TOTALS	4.61	7	12	19	19	0	0	3	168.0	659	171	92	86	20	12	57	161	9	.259

WHITE SOX VS. HOUSTON

WHITE SOX RESULTS VS. ASTROS (0-7)

Notes: The White Sox went 0-7 against the Astros, their first winless season series of seven-plus games in franchise history ... the Sox were outscored, 56-16, and scored one or no runs four times ... the Astros recorded their first-ever, three-game sweep of the White Sox from 4/20-22 at Guaranteed Rate Field, outscoring the Sox, 27-2, and their first four-game sweep of the Sox from 7/5-8 at Minute Maid Park ... Houston scored twice in the ninth inning to win, 4-3, on 7/5 ... Lucas Giolito held the Astros to two runs on three hits over 7.1 IP on 7/8 after allowing a career-high nine runs in 2.0 IP on 4/21.

Date	H/R	Result	WP	LP	Attend
4/20	H/N	L, 0-10	Verlander	Shields	14,211
4/21	H/N	L, 1-10	Keuchel	Giolito	23,902
4/22	H/D	L, 1-7	McCullers Jr.	Bummer (R)	17,167
7/5	R/N	L, 3-4	Smith (R)	Soria (R)	34,955
7/6	R/N	L, 4-11	McCullers Jr.	López	38,153
7/7	R/N	L, 6-12	Morton	Shields	39,568
7/8	R/D	L, 1-2	Keuchel	Giolito	41,654

WHITE SOX STATISTICS VS. ASTROS

BATTER	AVG	G	AB	R	H	2B	3B	HR	RBI	SH	SF	HP	BB	SO	SB	CS	DP	E
Abreu, J.	.185	7	27	1	5	0	0	0	0	0	0	0	1	6	0	0	3	0
Anderson, T.	.150	6	20	0	3	1	0	0	1	0	1	1	0	5	2	0	1	1
Castillo, W.	.125	3	8	0	1	0	0	0	0	0	0	1	1	4	0	0	0	0
Davidson, M.	.100	6	20	2	2	1	0	0	1	0	0	1	2	7	0	0	1	0
Delmonico, N.	.000	2	7	0	0	0	0	0	0	0	0	0	1	0	0	0	0	0
Engel, A.	.133	6	15	1	2	1	0	0	0	1	0	0	0	4	0	0	0	0
García, A.	.200	7	25	3	5	0	0	2	4	0	1	0	0	6	0	0	1	2
García, L.	.125	5	16	1	2	0	0	1	1	0	0	0	0	9	0	0	0	0
Moncada, Y.	.250	7	24	3	6	0	0	0	0	0	0	0	2	8	1	0	0	0
Narváez, O.	.444	4	9	1	4	1	0	1	4	0	0	0	2	1	0	1	0	0
Palka, D.	.083	4	12	2	1	0	0	1	1	0	0	0	1	8	0	0	1	0
Sánchez, Y.	.286	7	21	1	6	3	0	0	3	0	0	1	5	5	0	0	0	0
Smith, K.	.167	2	6	0	1	0	0	0	0	0	0	1	0	0	0	0	0	0
Thompson, T.	.200	2	5	1	1	0	0	1	1	0	0	0	0	1	0	0	0	0
Tilson, C.	.000	2	1	0	0	0	0	0	0	0	0	0	0	1	0	0	0	0
PITCHERS	.000	7	0	0	0	0	0	0	0	0	0	0	0	0	0	0	0	0
TOTALS	.181	7	216	16	39	7	0	6	16	1	2	5	15	65	3	1	7	3

PITCHER	ERA	W	L	G	GS	CG	SHO	SV	IP	AB	H	R	ER	HR	HB	BB	SO	WP	AVG
Avilan, L.	0.00	0	0	3	0	0	0	0	2.2	11	3	0	0	0	0	1	2	0	.273
Bummer, A.	5.40	0	1	2	0	0	0	0	1.2	6	1	1	1	0	0	0	1	0	.167
Cedeño, X.	0.00	0	0	1	0	0	0	0	0.1	1	0	0	0	0	0	0	0	0	.000
Farquhar, D.	27.00	0	0	1	0	0	0	0	0.2	4	2	2	2	1	0	0	1	0	.500
Fry, J.	40.50	0	0	1	0	0	0	0	0.2	6	4	3	3	0	0	0	1	0	.667
Fulmer, C.	6.75	0	0	1	0	0	0	0	1.1	7	3	1	1	1	0	0	3	0	.429
Giolito, L.	10.61	0	2	2	2	0	0	0	9.1	33	8	11	11	2	1	10	4	0	.242
Infante, G.	0.00	0	0	2	0	0	0	0	3.0	9	1	0	0	0	0	0	3	0	.111
Jones, N.	0.00	0	0	1	0	0	0	0	0.2	4	1	0	0	0	0	0	1	0	.250
López, R.	3.72	0	1	2	2	0	0	0	9.2	36	10	4	4	0	1	9	4	1	.278
Minaya, J.	0.00	0	0	2	0	0	0	0	2.0	6	1	0	0	0	0	3	1	0	.167
Rodón, C.	3.00	0	0	1	1	0	0	0	6.0	21	5	2	2	1	0	6	6	0	.238
Rodón, B.	27.00	0	0	3	0	0	0	0	1.2	9	4	5	5	0	0	3	3	1	.444
Santiago, H.	31.50	0	0	2	0	0	0	0	2.0	13	7	8	7	2	0	1	3	0	.538
Shields, J.	12.27	0	2	2	2	0	0	0	11.0	50	18	15	15	2	0	6	13	0	.360
Soria, J.	9.00	0	1	3	0	0	0	0	2.0	9	3	2	2	0	0	2	3	1	.333
Volstad, C.	3.86	0	0	2	0	0	0	0	4.2	18	6	2	2	1	1	0	4	0	.333
TOTALS	8.34	0	7	7	7	0	0	0	59.1	243	77	56	55	10	3	41	53	3	.317

OVERVIEW

STAFF

PLAYERS 1

PLAYERS 2

40-MAN ROSTER

2018 REVIEW

OPPONENTS

CHRONOLOGY

MINOR LEAGUES

WHITE SOX VS. KANSAS CITY

WHITE SOX RESULTS VS. ROYALS (11-8)

Notes: The White Sox went 11-8 for their second straight season series victory over the Royals ... Matt Davidson (three) and Tim Anderson (two) joined Alejandro De Aza (2014), Jim Thome (2008), Sammy Sosa (1991) and Minnie Miñoso (1960) as the only Sox players to hit two-plus home runs on Opening Day ... Davidson also recorded multihomer efforts in back-to-back games on 4/26-27, becoming the fifth player in Sox history to accomplish that feat ... his eight homers tied the club single-season record vs. the Royals ... Daniel Palka collected the first four hits of his career, including his first home run, on 4/28 ... Yoán Moncada (4/26 and 8/1) and Anderson (4/28-2) hit leadoff homers ... Palka hit a game-winning, three-run pinch homer in the eighth inning on 8/2 ... the Sox overcame a 6-0 deficit to win on 8/19 ... Anderson hit a game-winning homer in the 12th on 9/12.

Date	H/R	Result	WP	LP	Attend
4/26	R/N	W, 6-2	Giolito	Junis	18,315
4/27	R/N	W, 7-4 (11)	Infante (R)	Hill (R)	15,395
4/28-1	R/D	W, 8-0	Fulmer	Oaks	16,971
4/28-2	R/N	L, 2-5	Skoglund	Covey	16,080
4/29	R/D	L, 4-5	McCarthy (R)	Rondón (R)	23,892
7/13	H/N	W, 9-6	Shields	Keller	19,361
7/14	H/D	L, 0-5	Duffy	López	20,159
7/15	H/D	W 10-1	Giolito	Smith	23,434
7/31	H/N	L, 2-4	Duffy	Shields	15,250
8/1	H/N	L, 5-10	Junis	Covey	18,019
8/2	H/D	W, 6-4	Cedeño	Adam	19,682
8/17	H/N	W, 9-3	Shields	Hill (R)	24,556
8/18	H/N	L, 1-3	Keller	Covey	19,018
8/19	H/D	W, 7-6	Santiago (R)	Flynn (R)	22,033
9/10	R/N	L, 3-4 (10)	Newberry (R)	Gómez (R)	17,809
9/11	R/N	L, 3-6	Keller	Covey	17,613
9/12	R/N	W, 4-2 (12)	Minaya (R)	Smith (R)	17,840

Date	H/R	Result	WP	LP	Attend
3/29	R/D	W, 14-7	Shields	Duffy	36,517
3/31	R/N	W, 4-3	Farquhar (R)	Maurer (R)	17,564
4/1	R/D	Ppd cold/snow; rescheduled as split DH on 4/28			

WHITE SOX STATISTICS VS. ROYALS

BATTER	AVG	G	AB	R	H	2B	3B	HR	RBI	SH	SF	HP	BB	SO	SB	CS	DP	E
Abreu, J.	.275	18	69	15	19	5	0	4	7	0	0	1	10	13	1	0	0	1
Anderson, T.	.278	19	79	11	22	5	1	5	13	0	0	0	2	16	3	2	4	1
Castillo, W.	.143	7	28	3	4	2	0	1	3	0	0	0	2	6	0	0	2	1
Cordell, R.	.000	2	3	0	0	0	0	0	0	0	0	0	0	2	0	0	0	0
Davidson, M.	.378	12	45	11	17	2	0	8	14	0	0	1	6	13	0	0	0	0
Delmonico, N.	.238	14	42	6	10	2	0	2	8	0	0	0	5	8	0	1	0	0
Engel, A.	.275	17	51	3	14	1	2	1	3	1	0	0	4	15	4	1	1	0
García, A.	.237	10	38	6	9	2	0	1	4	0	0	0	3	8	0	0	2	0
García, L.	.408	16	49	8	20	2	2	1	11	0	0	1	2	7	3	0	0	0
LaMarre, R.	.273	4	11	1	3	0	0	0	1	0	0	0	0	3	0	0	0	0
Moncada, Y.	.271	18	70	12	19	3	0	4	7	1	0	0	13	27	0	1	0	4
Narváez, O.	.273	11	33	5	9	0	0	2	6	0	0	0	6	8	0	0	0	0
Palka, D.	.405	14	42	11	17	3	1	4	14	0	0	0	4	9	0	0	0	0
Rondón, J.	.333	2	3	2	1	0	0	1	2	0	0	0	2	0	0	1	1	0
Saladino, T.	.000	1	0	1	0	0	0	0	0	0	0	0	0	0	0	0	0	0
Sánchez, Y.	.185	19	81	4	15	4	0	0	7	0	0	1	5	21	0	0	2	1
Smith, K.	.286	4	14	1	4	1	0	0	2	0	0	0	1	0	0	0	0	0
Thompson, T.	.143	4	14	4	2	0	0	1	1	0	0	0	1	4	0	0	0	0
Tilson, C.	.000	2	4	0	0	0	0	0	0	0	0	0	1	1	0	0	0	0
PITCHERS	.000	19	0	0	0	0	0	0	0	0	0	0	0	0	0	0	0	3
TOTALS	.274	19	676	104	185	32	6	35	103	2	0	4	67	161	11	6	12	11

PITCHER	ERA	W	L	G	GS	CG	SHO	SV	IP	AB	H	R	ER	HR	HB	BB	SO	WP	AVG
Avilán, L.	1.23	0	0	10	0	0	0	1	7.1	26	5	2	1	0	1	2	6	1	.192
Beck, C.	0.00	0	0	1	0	0	0	0	2.0	8	2	0	0	0	0	0	2	0	.250
Bummer, A.	0.00	0	0	3	0	0	0	0	1.0	4	1	0	0	0	0	0	0	1	.250
Burr, R.	0.00	0	0	1	0	0	0	0	1.2	5	2	0	0	0	0	0	0	0	.400
Cedeño, X.	9.82	1	0	5	0	0	0	0	3.2	17	5	5	4	1	0	1	3	1	.294
Covey, D.	6.64	0	4	4	4	0	0	0	20.1	78	22	19	15	1	0	12	14	1	.282
Danish, T.	18.00	0	0	1	0	0	0	0	1.0	5	2	2	2	1	0	2	0	0	.400
Farquhar, D.	0.00	1	0	1	0	0	0	0	1.0	3	0	0	0	0	0	0	1	0	.000
Frare, C.	0.00	0	0	1	0	0	0	0	0.2	2	0	0	0	0	0	1	2	0	.000
Fry, J.	0.00	0	0	7	0	0	0	1	6.1	19	1	0	0	0	0	1	14	0	.053
Fulmer, C.	0.00	1	0	1	1	0	0	0	7.0	24	4	0	0	0	0	3	3	0	.167
Giolito, L.	2.88	2	0	4	4	0	0	0	25.0	87	18	8	8	3	1	11	12	2	.207
Gómez, J.	2.70	0	1	6	0	0	0	0	3.1	16	6	2	1	1	0	0	3	0	.375
Hamilton, I.	0.00	0	0	1	0	0	0	0	1.0	3	0	0	0	0	0	0	0	0	.000
Infante, G.	0.00	1	0	2	0	0	0	0	2.0	6	1	0	0	0	0	1	0	0	.167
Jones, N.	2.08	0	0	4	0	0	0	0	4.1	20	6	1	1	0	1	0	6	0	.300
López, R.	5.87	0	1	4	4	0	0	0	23.0	97	30	17	15	6	2	3	18	0	.309
Minaya, J.	4.76	1	0	6	0	0	0	0	5.2	20	4	3	3	0	0	6	8	3	.200
Rodón, C.	3.00	0	0	1	1	0	0	0	6.0	19	5	2	2	0	0	5	5	0	.263
Rondón, B.	0.00	0	1	2	0	0	0	0	2.0	8	2	1	0	0	1	0	2	0	.250
Ruiz, J.	---	0	0	1	0	0	0	0	0.0	0	0	0	0	0	0	1	0	0	.000
Santiago, H.	1.50	1	0	5	1	0	0	1	12.0	42	7	2	2	1	0	5	15	0	.167
Scahill, R.	0.00	0	0	1	0	0	0	0	1.0	3	0	0	0	0	0	0	0	0	.000
Shields, J.	4.39	3	1	4	4	0	0	0	26.2	98	21	15	13	3	2	8	20	2	.214
Soria, J.	0.00	0	0	4	0	0	0	4	4.0	15	3	0	0	0	0	1	4	0	.200
Vieira, T.	0.00	0	0	3	0	0	0	0	3.0	10	1	0	0	0	0	0	1	0	.100
Volstad, C.	9.00	0	0	2	0	0	0	0	2.0	10	6	2	2	1	0	1	0	1	.600
TOTALS	3.54	11	8	19	19	0	1	7	173.0	645	154	81	68	18	8	64	139	12	.239

WHITE SOX VS. LOS ANGELES-AL

WHITE SOX RESULTS VS. ANGELS (2-5)

Notes: The White Sox went 2-5 against the Angels for their seventh series loss in the last eight seasons ... the Sox won the first two games before losing the last five, including a three-game sweep at Guaranteed Rate Field ... the Sox ended a six-game losing streak at Angel Stadium on 7/23 ... they hit six home runs on 7/26 (three in the seventh inning), including multihomer efforts from José Abreu and Daniel Palka.

Date	H/R	Result	WP	LP	Attend
7/23	R/N	W, 5-3	Giolito	Barria	35,285
7/24	R/N	W, 4-2	Rodón	Peña	33,937
7/25	R/N	L, 3-11	Skaggs	Shields	34,321
7/26	R/D	L, 8-12	Tropeano	Covey	33,826
9/7	H/N	L, 2-5	Peña	Rodón	18,236
9/8	H/N	L, 3-12	Shoemaker	Shields	27,146
9/9	H/D	L, 0-1	Heaney	Hamilton (R)	24,020

WHITE SOX STATISTICS VS. ANGELS

BATTER	AVG	G	AB	R	H	2B	3B	HR	RBI	SH	SF	HP	BB	SO	SB	CS	DP	E
Abreu, J.	.438	4	16	6	7	1	0	3	6	0	0	0	3	4	0	0	0	0
Anderson, T.	.231	7	26	2	6	0	0	0	0	0	0	0	1	4	1	0	1	3
Castillo, W.	.000	2	8	0	0	0	0	0	0	0	0	0	0	2	0	0	2	0
Cordell, R.	.000	2	3	0	0	0	0	0	0	0	0	0	0	1	0	0	0	0
Davidson, M.	.143	7	21	2	3	1	0	1	1	0	0	1	2	6	0	0	1	0
Delmonico, N.	.182	4	11	1	2	0	0	1	2	0	0	0	1	3	0	0	1	0
Engel, A.	.158	6	19	0	3	1	0	0	0	1	0	0	0	9	1	0	0	0
García, A.	.318	7	22	3	7	0	0	2	5	0	1	1	1	4	0	0	2	0
García, L.	.273	4	11	2	3	0	1	0	2	0	1	0	0	5	0	0	0	1
LaMarre, R.	.000	1	3	0	0	0	0	0	0	0	0	0	0	2	0	0	0	0
Moncada, Y.	.280	7	25	5	7	1	0	1	2	0	1	0	4	7	1	0	0	0
Narváez, O.	.182	3	11	0	2	0	0	0	1	0	0	0	0	3	0	0	2	0
Palka, D.	.250	5	16	2	4	0	0	2	2	0	0	0	1	4	0	0	0	0
Rodón, J.	.000	2	4	0	0	0	0	0	0	0	0	0	0	3	0	0	0	0
Sánchez, Y.	.227	7	22	2	5	2	0	0	1	0	0	0	6	7	1	0	0	0
Smith, K.	.250	5	12	0	3	1	0	0	3	0	0	1	0	2	0	0	0	0
PITCHERS	.000	7	0	0	0	0	0	0	0	0	0	0	0	0	0	0	0	2
TOTALS	.226	7	230	25	52	7	1	10	25	1	3	3	19	66	4	0	9	6

PITCHER	ERA	W	L	G	GS	CG	SHO	SV	IP	AB	H	R	ER	HR	HB	BB	SO	WP	AVG
Avilán, L.	0.00	0	0	1	0	0	0	0	0.1	1	0	0	0	0	0	0	1	0	.000
Bummer, A.	5.40	0	0	2	0	0	0	0	1.2	7	2	1	1	1	0	0	2	0	.286
Cedeño, X.	0.00	0	0	2	0	0	0	0	1.2	6	1	0	0	0	0	2	3	1	.167
Covey, D.	9.00	0	1	2	1	0	0	0	6.0	28	10	6	6	2	0	2	4	1	.357
Frare, C.	0.00	0	0	2	0	0	0	0	1.0	4	1	0	0	0	0	0	1	1	.250
Fry, J.	27.00	0	0	3	0	0	0	0	1.0	6	2	4	3	0	0	1	1	0	.333
Giolito, L.	4.50	1	0	1	1	0	0	0	6.0	22	5	3	3	1	0	4	5	0	.227
Gómez, J.	0.00	0	0	3	0	0	0	0	2.1	7	0	0	0	0	0	1	3	0	.000
Hamilton, I.	5.40	0	1	2	0	0	0	0	1.2	6	2	1	1	0	0	1	1	0	.333
López, R.	0.00	0	0	1	1	0	0	0	6.0	20	2	0	0	0	0	3	10	0	.100
Minaya, J.	7.36	0	0	5	0	0	0	0	3.2	18	8	3	3	1	1	4	7	1	.444
Rodón, C.	4.38	1	1	2	2	0	0	0	12.1	43	8	6	6	1	1	8	12	0	.186
Ruiz, J.	0.00	0	0	1	0	0	0	0	0.1	1	0	0	0	0	0	0	0	0	.000
Santiago, H.	0.00	0	0	2	0	0	0	0	2.2	8	0	0	0	0	0	3	5	0	.000
Shields, J.	12.96	0	2	2	2	0	0	0	8.1	37	16	12	12	5	2	4	8	1	.432
Soria, J.	0.00	0	0	2	0	0	0	2	2.0	8	2	0	0	0	0	1	3	0	.250
Vieira, T.	18.00	0	0	1	0	0	0	0	1.0	4	2	2	2	0	0	1	0	3	.500
Volstad, C.	24.00	0	0	2	0	0	0	0	3.0	19	11	8	8	1	0	1	1	0	.579
TOTALS	6.49	2	5	7	7	0	0	2	61.0	245	72	46	44	12	4	36	67	8	.294

OVERVIEW

STAFF

PLAYERS 1

PLAYERS 2

40-MAN ROSTER

2018 REVIEW

OPPONENTS

CHRONOLOGY

MINOR LEAGUES

WHITE SOX VS. MILWAUKEE

WHITE SOX RESULTS VS. BREWERS (2-1)

Notes: The White Sox won two of three games from Milwaukee to take a 16-8 lead in the all-time interleague series ... the Sox have won 14 of their last 18 games against Milwaukee, including eight of 10 at home ... five Sox relievers combined for 5.2 hitless IP in the opener ... Alfredo González recorded his first major-league hit in the finale, a game-tying single off Brent Suter.

Date	H/R	Result	WP	LP	Attend
6/1	H/N	W, 8-3	Avilán (R)	Anderson	20,004
6/2	H/D	L, 0-5	Chacín	Shields	29,281
6/3	H/D	W, 6-1	Volstad (R)	Suter	25,338

WHITE SOX STATISTICS VS. BREWERS

BATTER	AVG	G	AB	R	H	2B	3B	HR	RBI	SH	SF	HP	BB	SO	SB	CS	DP	E
Abreu, J.	.333	3	12	2	4	2	0	0	1	0	0	0	0	3	0	0	0	0
Anderson, T.	.083	3	12	1	1	0	1	0	2	0	0	0	0	0	0	0	1	0
Engel, A.	.364	3	11	2	4	2	0	1	2	0	0	0	0	5	0	1	0	0
González, A.	.333	1	3	0	1	0	0	0	1	0	0	0	0	1	0	0	0	0
Moncada, Y.	.273	3	11	1	3	0	1	0	1	0	0	0	1	1	1	0	0	0
Narváez, O.	.286	2	7	0	2	0	0	0	1	0	0	0	1	0	0	0	0	0
Palka, D.	.400	3	5	2	2	0	0	1	3	0	0	0	2	2	0	0	0	0
Rondón, J.	.250	2	4	0	1	1	0	0	0	0	0	0	0	3	0	0	0	0
Sánchez, Y.	.273	3	11	3	3	0	0	0	1	0	0	0	1	1	1	0	0	1
Skole, M.	.000	1	2	0	0	0	0	0	0	0	0	0	0	2	0	0	0	0
Thompson, T.	.125	3	8	2	1	1	0	0	0	0	0	0	2	3	0	0	0	0
Tilson, C.	.111	3	9	1	1	0	0	0	1	0	0	0	1	2	1	0	0	0
PITCHERS	.000	3	0	0	0	0	0	0	0	0	0	0	0	0	0	0	0	0
TOTALS	.242	3	95	14	23	6	2	2	13	0	0	0	8	23	3	1	1	1

PITCHER	ERA	W	L	G	GS	CG	SHO	SV	IP	AB	H	R	ER	HR	HB	BB	SO	WP	AVG
Avilán, L	0.00	1	0	2	0	0	0	0	1.0	3	1	0	0	0	0	0	0	0	.333
Beck, C	0.00	0	0	1	0	0	0	0	1.0	4	1	0	0	0	0	0	0	0	.250
Bummer, A	0.00	0	0	1	0	0	0	0	1.0	3	1	0	0	0	0	0	0	0	.333
Covey, D	0.00	0	0	1	1	0	0	0	5.0	20	4	1	0	0	0	3	7	0	.200
Fry, J	9.00	0	0	2	0	0	0	0	2.0	7	1	2	2	1	0	1	1	0	.143
Jones, N	0.00	0	0	1	0	0	0	0	1.0	3	0	0	0	0	0	1	1	0	.000
Rondón, B	0.00	0	0	1	0	0	0	0	1.0	3	0	0	0	0	0	1	2	0	.000
Santiago, H	8.10	0	0	1	1	0	0	0	3.1	14	5	3	3	1	0	5	1	0	.357
Shields, J	3.86	0	1	1	1	0	0	0	7.0	27	8	3	3	3	0	1	6	1	.296
Soria, J	0.00	0	0	2	0	0	0	0	2.0	6	0	0	0	0	0	0	4	0	.000
Volstad, C	0.00	1	0	2	0	0	0	0	2.2	7	0	0	0	0	0	1	0	0	.000
TOTALS	2.67	2	1	3	3	0	0	0	27.0	97	21	9	8	5	0	13	22	1	.216

WHITE SOX VS. MINNESOTA

WHITE SOX RESULTS VS. TWINS (7-12)

Notes: The White Sox were 7-12 vs. Minnesota to fall to 3-13-2 in the last 18 season matchups ... the teams were postponed by snow three straight days from 4/13-15 ... it marked the first time since 9/12-13/08 the Sox were postponed in three consecutive games ... Trayce Thompson hit a walkoff homer on 5/3 ... Tim Anderson hit a pair of home runs on 5/5 ... James Shields retired the first 17 batters on 5/6 ... José Abreu hit his 134th home run on 6/5-2, tying Jim Thome for 13th in Sox history ... Lucas Giolito held the Twins hitless through 5.1 IP on 6/28 ... the Twins swept a four-game set at home to end the season.

Date	H/R	Result	WP	LP	Attend
4/12	R/N	L, 0-4	Berrios	Giolito	15,474
4/13	R/N	Ppd. cold/snow; rescheduled as part of DH on 6/5			
4/14	R/D	Ppd. cold/snow; rescheduled as part of DH on 9/28			
4/15	R/D	Ppd. cold/snow; rescheduled for 8/20			
5/3	H/N	W, 6-5	Jones (R)	Reed (R)	13,260
5/4	H/N	L, 4-6	Berrios	Fulmer	15,935
5/5	H/N	L, 4-8	Lynn	Santiago	23,765
5/6	H/D	L, 3-5	Gibson	Shields	17,424

Date	H/R	Result	WP	LP	Attend
6/5-1	R/D	L, 2-4	Duffey (R)	Jones (R)	N/A
6/5-2	R/N	W, 6-3	Giolito	Littell	26,261
6/6	R/N	W, 5-2	Santiago	Odorizzi	20,393
6/7	R/D	L, 2-7	Berrios	Shields	21,469
6/26	H/N	W, 8-4	López	Lynn	16,276
6/27	H/N	W, 6-1	Shields	Gibson	19,466
6/28	H/D	L, 1-2 (13)	Busenitz	Santiago	21,610
8/20	R/N	W, 8-5	Giolito	Gonsalves	23,431
8/21	H/N	L, 2-5	May (R)	Covey (R)	23,133
8/22	H/D	W, 7-3	Rodón	Gibson	15,160
9/28-1	R/D	L, 1-2	Berrios	López	20,245
9/28-2	R/N	L, 4-12	De Jong	Giolito	28,191
9/29	R/N	L, 3-8	Gibson	Rodón	32,717
9/30	R/D	L, 4-5	Vasquez (R)	Covey	30,144

WHITE SOX STATISTICS VS. TWINS

BATTER	AVG	G	AB	R	H	2B	3B	HR	RBI	SH	SF	HP	BB	SO	SB	CS	DP	E
Abreu, J.	.259	13	54	7	14	3	0	3	12	0	0	1	3	15	1	0	2	1
Anderson, T.	.296	16	54	10	16	2	0	3	9	2	0	2	3	18	4	2	2	1
Castillo, W.	.300	3	10	1	3	0	0	0	0	0	0	1	1	6	0	0	0	0
Cordell, R.	.182	4	11	0	2	1	0	0	2	0	1	0	0	2	0	0	0	0
Davidson, M.	.183	16	60	4	11	2	0	1	7	0	2	1	5	27	0	0	0	0
Delmonico, N.	.243	11	37	5	9	1	1	2	2	0	0	1	5	8	0	1	0	0
Engel, A.	.220	15	41	5	9	2	0	1	4	2	0	1	2	13	1	1	0	1
García, A.	.220	10	41	4	9	0	0	2	3	0	0	1	2	15	1	0	0	0
García, L.	.375	9	32	3	12	1	0	1	4	2	0	0	0	9	1	0	1	0
LaMarre, R.	.000	2	1	0	0	0	0	0	0	0	0	0	0	0	0	0	0	0
Moncada, Y.	.228	14	57	8	13	6	1	2	4	0	0	0	6	23	1	1	0	3
Narváez, O.	.211	13	38	2	8	2	0	0	2	0	0	0	3	5	0	0	0	1
Palka, D.	.184	14	49	5	9	3	0	1	5	0	0	0	5	24	0	0	2	0
Rodón, J.	.267	6	15	2	4	0	0	1	1	0	0	0	0	1	0	0	0	1
Sánchez, Y.	.263	19	76	11	20	6	2	0	10	0	0	0	9	17	1	2	0	2
Smith, K.	.286	8	28	6	8	0	0	1	2	0	0	1	2	5	1	0	3	0
Thompson, T.	.095	6	21	2	2	0	0	1	1	0	0	0	1	10	1	0	0	0
Tilson, C.	.217	6	23	1	5	1	0	0	1	0	0	0	1	3	0	0	0	0
PITCHERS	.000	19	0	0	0	0	0	0	0	0	0	0	0	0	0	0	0	0
TOTALS	.238	19	648	76	154	30	4	19	69	6	3	9	48	201	12	7	10	10

PITCHER	ERA	W	L	G	GS	CG	SHO	SV	IP	AB	H	R	ER	HR	HB	BB	SO	WP	AVG
Avilán, L.	3.38	0	0	8	0	0	0	0	5.1	19	4	2	2	0	0	9	0	.211	
Beck, C.	0.00	0	0	3	0	0	0	0	4.0	16	5	0	0	0	2	3	0	.313	
Bummer, A.	1.69	0	0	5	0	0	0	0	5.1	17	4	1	1	0	1	5	0	.235	
Cedeño, X.	2.25	0	0	5	0	0	0	0	4.0	14	2	1	1	0	2	3	0	.143	
Covey, D.	7.27	0	2	2	1	0	0	0	8.2	32	8	7	7	2	0	5	3	.250	
Frare, C.	0.00	0	0	1	0	0	0	0	1.0	4	1	0	0	0	0	2	0	.250	
Fry, J.	1.42	0	0	8	0	0	0	0	6.1	21	3	2	1	0	3	7	2	.143	
Fulmer, C.	9.82	0	1	1	1	0	0	0	3.2	18	7	5	4	4	0	6	0	.389	
Giolito, L.	5.54	2	2	5	5	0	0	0	26.0	100	25	17	16	2	0	17	15	.250	
Gómez, J.	0.00	0	0	2	0	0	0	0	5.0	17	4	0	0	0	1	6	0	.235	
Jones, N.	2.25	1	1	5	0	0	0	0	4.0	16	3	5	1	2	0	1	4	.188	
Kopech, M.	0.00	0	0	1	1	0	0	0	2.0	9	3	0	0	0	1	0	4	.333	
López, R.	3.46	1	1	4	4	0	0	0	26.0	89	17	11	10	3	0	12	13	.191	
Minaya, J.	1.35	0	0	7	0	0	0	0	6.2	24	4	1	1	0	0	6	0	.167	
Rodón, C.	12.86	1	1	2	2	0	0	0	7.0	29	9	10	10	1	1	7	7	.310	
Rodón, B.	0.00	0	1	4	0	0	0	0	2.1	10	2	1	0	0	0	2	4	.200	
Santiago, H.	7.88	1	2	5	2	0	0	0	16.0	67	20	15	14	1	1	15	13	.299	
Scahill, R.	4.50	0	0	1	0	0	0	0	2.0	8	2	1	1	0	0	1	1	.250	
Shields, J.	4.58	1	1	3	3	0	0	0	19.2	73	14	10	10	3	0	6	16	.192	
Soria, J.	0.00	0	0	5	0	0	0	2	5.1	19	3	0	0	0	1	6	0	.158	
Vieira, T.	6.00	0	0	2	0	0	0	0	3.0	13	4	2	2	1	1	2	2	.308	
Volstad, C.	0.00	0	0	4	0	0	0	0	4.2	18	5	0	0	0	0	2	3	.278	
TOTALS	4.34	7	12	19	19	0	0	2	168.0	633	149	91	81	19	6	84	138	8	.235

OVERVIEW

STAFF

PLAYERS 1

PLAYERS 2

40-MAN ROSTER

2018 REVIEW

OPPONENTS

CHRONOLOGY

MINOR LEAGUES

WHITE SOX VS. NEW YORK-YAL

WHITE SOX RESULTS VS. YANKEES (2-4)

Notes: The White Sox went 2-4 to fall to 1-11-3 in the last 15 season matchups ... the Yankees swept a three-game series at Guaranteed Rate Field for the first time since 2002, but the White Sox won two of three from 8/27-29 for the first series victory in New York since 8/8/10 at old Yankee Stadium ... Reynaldo López was 1-0 with a 1.29 ERA (2 ER/14.0 IP) in two starts ... in a 4-1 win on 8/29, Ryan LaMarre joined Tommie Agee (6/5/66 vs. Washington) as the only Sox rookies since 1920 to drive in four-plus runs while accounting for all of the team's runs in a victory (source: STATS).

Date	H/R	Result	WP	LP	Attend
8/6	H/N	L, 0-7	Lynn	Covey	22,084
8/7	H/N	L, 3-4 (13)	Gray (R)	Avilán (R)	19,643
8/8	H/N	L, 3-7	Severino	Giolito	27,038
8/27	R/N	W, 6-2	Rodón	Tanaka	41,456
8/28	R/N	L, 4-5	Betances (R)	Covey (R)	40,015
8/29	R/N	W, 4-1	López	Sabathia	40,887

WHITE SOX STATISTICS VS. YANKEES

BATTER	AVG	G	AB	R	H	2B	3B	HR	RBI	SH	SF	HP	BB	SO	SB	CS	DP	E
Abreu, J.	.250	3	12	2	3	1	0	1	4	0	1	0	1	4	0	0	0	0
Anderson, T.	.136	5	22	2	3	2	0	1	3	0	0	0	0	7	1	0	0	1
Davidson, M.	.133	4	15	1	2	1	0	0	0	0	0	0	1	5	0	0	0	0
Delmonico, N.	.190	6	21	2	4	1	0	0	3	0	1	0	1	7	0	0	0	0
Engel, A.	.217	6	23	2	5	0	0	0	0	0	0	0	0	8	0	1	0	0
García, A.	.111	6	27	0	3	2	0	0	1	0	0	0	1	11	0	0	0	0
LaMarre, R.	.625	4	8	1	5	3	0	1	4	0	0	0	0	1	0	0	0	0
Moncada, Y.	.125	6	24	2	3	1	0	0	2	0	0	0	2	12	0	1	0	0
Narváez, O.	.455	4	11	3	5	1	0	0	0	0	0	1	2	1	0	0	0	0
Palka, D.	.222	5	18	1	4	0	0	0	1	0	0	1	1	4	0	0	0	0
Rodón, J.	.250	2	4	0	1	1	0	0	0	0	0	0	0	1	0	0	0	0
Sánchez, Y.	.217	6	23	3	5	1	0	0	1	0	0	0	3	7	1	1	0	0
Smith, K.	.111	3	9	1	1	0	0	0	0	0	0	0	1	2	0	0	0	0
PITCHERS	.000	6	0	0	0	0	0	0	0	0	0	0	0	0	0	0	0	1
TOTALS	.203	6	217	20	44	14	0	3	19	0	2	2	13	70	2	3	0	2

PITCHER	ERA	W	L	G	GS	CG	SHO	SV	IP	AB	H	R	ER	HR	HB	BB	SO	WP	AVG
Avilán, L.	6.75	0	1	2	0	0	0	0	1.1	6	2	1	1	0	0	2	1	0	.333
Cedeño, X.	0.00	0	0	3	0	0	0	0	3.1	10	1	0	0	0	0	0	2	0	.100
Covey, D.	5.87	0	2	2	1	0	0	0	7.2	32	9	5	5	1	0	1	7	1	.281
Danish, T.	27.00	0	0	1	0	0	0	0	0.1	2	1	1	1	1	0	1	0	0	.500
Davidson, M.	0.00	0	0	1	0	0	0	0	1.0	4	1	0	0	0	0	1	1	0	.250
Fry, J.	2.70	0	0	3	0	0	0	1	3.1	11	1	1	1	0	0	1	6	0	.091
Giolito, L.	12.60	0	1	1	1	0	0	0	5.0	22	6	7	7	2	1	3	7	0	.273
Gómez, J.	0.00	0	0	2	0	0	0	0	1.2	5	0	0	0	0	0	3	0	0	.000
Lopez, R.	1.29	1	0	2	2	0	0	0	14.0	50	9	2	2	1	1	4	12	0	.180
Minaya, J.	5.40	0	0	3	0	0	0	0	3.1	13	3	2	2	1	0	0	2	0	.231
Rodón, C.	2.57	1	0	1	1	0	0	0	7.0	22	2	2	2	1	0	4	2	1	.091
Santiago, H.	0.00	0	0	1	0	0	0	0	2.2	9	1	0	0	0	0	0	5	0	.111
Shields, J.	3.18	0	0	1	1	0	0	0	5.2	20	4	2	2	1	0	4	3	1	.200
Vieira, T.	27.00	0	0	1	0	0	0	0	1.0	5	2	3	3	2	0	1	1	0	.400
TOTALS	4.08	2	4	6	6	0	0	1	57.1	211	42	26	26	10	2	25	49	3	.199

WHITE SOX VS. OAKLAND

WHITE SOX RESULTS VS. A's (2-5)

Notes: The White Sox went 2-5 against Oakland, their second consecutive losing season ... the A's swept a three-game series at home from 4/16-18, outscoring the Sox, 30-14 ... the Sox and A's wore 1968 uniforms on 4/17 to commemorate the 50th anniversary of Oakland's first home game ... a crowd of 46,028 attended the game ... Chicago used a franchise-record 10 pitchers in a 14-inning loss on 4/18 ... in a 10-3 victory on 6/24, the Sox hit three home runs in the sixth inning, and Yoán Moncada drove in a career-high three runs.

Date	H/R	Result	WP	LP	Attend
4/16	R/N	L, 1-8	Mengden	López	7,479
4/17	R/N	L, 2-10	Cahill	González	46,028
4/18	R/D	L, 11-12 (14)	Trivino (R)	Shields (R)	13,321
6/22-1	H/D	L, 2-11	Manaea	Shields	N/A
6/22-2	H/D	W, 6-4	Giolito	Bassitt	18,323
6/23	H/D	L, 6-7	Trivino (R)	Minaya (R)	20,457
6/24	H/D	W, 10-3	Rodón	Blackburn	21,908

WHITE SOX STATISTICS VS. A's

BATTER	AVG	G	AB	R	H	2B	3B	HR	RBI	SH	SF	HP	BB	SO	SB	CS	DP	E
Abreu, J.	.226	7	31	4	7	1	0	1	5	0	0	1	0	6	0	0	1	1
Anderson, T.	.259	7	27	6	7	1	0	2	5	0	0	0	3	4	3	1	0	2
Castillo, W.	.429	2	7	1	3	1	0	0	0	0	0	0	1	2	0	0	0	0
Davidson, M.	.167	6	24	1	4	1	0	0	1	0	0	0	4	11	0	0	2	0
Delmonico, N.	.286	3	14	0	4	0	0	0	1	0	0	0	0	2	1	0	1	0
Engel, A.	.304	7	23	3	7	1	0	0	3	0	0	2	0	4	1	0	0	1
García, A.	.190	6	21	2	4	0	0	0	1	0	0	0	0	7	0	0	0	0
García, L.	.263	6	19	2	5	0	0	0	1	0	0	0	1	4	2	0	0	2
Moncada, Y.	.290	7	31	7	9	2	0	3	13	1	0	1	2	9	4	0	0	2
Narváez, O.	.429	5	14	4	6	0	0	0	2	0	0	0	1	6	0	0	0	0
Palka, D.	.222	3	9	2	2	0	0	1	1	0	0	0	0	4	0	0	0	0
Saladino, T.	.000	1	0	1	0	0	0	0	0	0	0	0	0	0	0	0	0	0
Sánchez, Y.	.233	7	30	3	7	3	0	1	2	0	0	0	1	6	1	0	0	0
Smith, K.	.286	2	7	2	2	1	0	0	2	0	0	1	0	1	0	0	0	0
Tilson, C.	.333	2	6	0	2	0	0	0	1	0	0	0	2	1	0	0	0	0
PITCHERS	.000	7	0	0	0	0	0	0	0	0	0	0	0	0	0	0	0	0
TOTALS	.262	7	263	38	69	11	0	8	38	1	0	5	15	67	12	1	4	8

PITCHER	ERA	W	L	G	GS	CG	SHO	SV	IP	AB	H	R	ER	HR	HB	BB	SO	WP	AVG
Avilan, L.	40.50	0	0	3	0	0	0	0	1.1	10	5	8	6	2	0	2	0	0	.500
Bummer, A.	27.00	0	0	2	0	0	0	0	1.0	7	4	3	3	0	0	1	0	1	.571
Cedeño, X.	0.00	0	0	2	0	0	0	0	2.0	5	0	0	0	0	0	2	1	1	.000
Covey, D.	9.00	0	0	1	1	0	0	0	4.0	13	2	4	4	1	0	4	1	0	.154
Farquhar, D.	6.75	0	0	2	0	0	0	0	1.1	3	1	1	1	0	0	0	1	1	.333
Fry, J.	0.00	0	0	2	0	0	0	0	2.0	6	1	0	0	0	0	1	2	0	.167
Fulmer, C.	36.00	0	0	1	1	0	0	0	1.0	8	5	4	4	1	0	2	0	0	.625
Giolito, L.	5.14	1	0	1	1	0	0	0	7.0	27	7	4	4	1	0	2	8	1	.259
González, M.	24.00	0	1	1	1	0	0	0	3.0	16	8	8	8	1	0	2	1	0	.500
Jones, N.	0.00	0	0	2	0	0	0	0	2.1	7	0	0	0	0	0	3	4	1	.000
López, R.	3.00	0	1	1	1	0	0	0	6.0	22	4	2	2	1	0	4	10	0	.182
Minaya, J.	3.00	0	1	2	0	0	0	0	3.0	12	3	1	1	0	0	0	4	0	.250
Rodón, C.	2.25	1	0	1	1	0	0	0	8.0	29	7	2	2	1	0	0	3	0	.241
Rodón, B.	5.06	0	0	4	0	0	0	0	5.1	18	5	3	3	0	0	5	5	0	.278
Santiago, H.	1.69	0	0	3	0	0	0	0	5.1	17	3	1	1	0	0	3	5	0	.176
Shields, J.	5.06	0	2	2	1	0	0	0	5.1	25	7	9	3	1	0	4	4	1	.280
Soria, J.	0.00	0	0	3	0	0	0	1	3.0	12	3	0	0	0	0	1	6	0	.250
Volstad, C.	9.64	0	0	4	0	0	0	0	4.2	19	7	5	5	1	0	3	3	0	.368
TOTALS	6.44	2	5	7	7	0	0	1	65.2	256	72	55	47	10	0	39	58	6	.281

OVERVIEW

STAFF

PLAYERS 1

PLAYERS 2

40-MAN ROSTER

2018 REVIEW

OPPONENTS

CHRONOLOGY

MINOR LEAGUES

WHITE SOX VS. PITTSBURGH

WHITE SOX RESULTS VS. PIRATES (0-4)

Notes: The Pirates went 4-0 against the White Sox, sweeping a pair of two-game sets, to extend their winning streak in the series to eight games ... Pittsburgh rallied from four runs down to win both games at Guaranteed Rate Field ... Wellington Castillo hit two home runs on 5/8 in Chicago ... the Pirates scored four runs in the ninth inning on 5/9 to defeat the Sox, 6-5.

Date	H/R	Result	WP	LP	Attend
5/8	H/N	L, 6-10	Glasnow (R)	Volstad (R)	12,871
5/9	H/D	L, 5-6	Rodríguez (R)	Jones (R)	12,476
5/15	R/N	L, 0-7	Williams	López	11,847
5/16	R/D	L, 2-3	Santana (R)	Soria (R)	20,286

WHITE SOX STATISTICS VS. PIRATES

BATTER	AVG	G	AB	R	H	2B	3B	HR	RBI	SH	SF	HP	BB	SO	SB	CS	DP	E
Abreu, J.	.375	4	16	0	6	3	0	0	2	0	0	0	1	4	0	0	0	0
Anderson, T.	.250	4	12	1	3	0	0	1	2	0	0	0	0	4	0	0	0	0
Castillo, W.	.462	4	13	3	6	1	0	2	4	0	0	0	0	2	0	0	1	0
Davidson, M.	.091	4	11	0	1	0	0	0	0	0	0	0	2	6	0	0	0	0
Delmonico, N.	.154	4	13	1	2	0	0	0	0	0	0	0	1	1	0	0	2	0
Engel, A.	.111	3	9	0	1	0	0	0	0	0	0	0	0	3	0	0	0	0
García, L.	.250	4	16	2	4	1	0	1	1	0	0	1	0	1	0	0	0	0
Moncada, Y.	.125	2	8	0	1	0	0	0	0	0	0	0	1	1	0	0	0	0
Narváez, O.	.500	2	2	0	1	0	0	0	0	0	0	0	2	0	0	0	0	0
Palka, D.	.364	4	11	2	4	0	0	1	2	0	0	0	1	3	1	0	0	0
Rondon, J.	.500	1	2	1	1	1	0	0	0	0	0	0	0	0	0	0	0	0
Sánchez, Y.	.333	4	18	3	6	0	1	1	2	0	0	0	0	3	0	0	0	1
Thompson, T.	.000	3	5	0	0	0	0	0	0	0	0	0	0	2	0	0	0	0
PITCHERS	.000	4	4	0	0	0	0	0	0	0	0	0	0	3	0	0	0	0
TOTALS	.257	4	140	13	36	6	1	6	13	0	0	1	8	33	1	0	3	1

PITCHER	ERA	W	L	G	GS	CG	SHO	SV	IP	AB	H	R	ER	HR	HB	BB	SO	WP	AVG
Avilán, L.	54.00	0	0	1	0	0	0	0	0.1	3	2	2	2	0	0	1	1	0	.667
Beck, C.	1.69	0	0	2	0	0	0	0	5.1	16	1	1	1	0	1	1	3	0	.063
Bummer, A.	0.00	0	0	1	0	0	0	0	1.1	7	3	0	0	0	0	1	3	0	.429
Fry, J.	0.00	0	0	2	0	0	0	0	1.2	5	0	0	0	0	0	1	4	0	.000
Giolito, L.	9.00	0	0	1	1	0	0	0	4.0	18	7	4	4	0	1	2	3	0	.389
Jones, N.	18.00	0	1	2	0	0	0	0	2.0	10	4	4	4	1	0	1	2	0	.400
López, R.	7.71	0	1	2	2	0	0	0	9.1	38	10	8	8	3	1	4	6	0	.263
Santiago, H.	3.00	0	0	2	1	0	0	0	6.0	18	2	2	2	0	1	3	3	0	.111
Soria, J.	9.00	0	1	2	0	0	0	0	2.0	10	4	2	2	0	0	1	2	0	.400
Volstad, C.	13.50	0	1	2	0	0	0	0	2.0	10	4	3	3	0	0	0	3	0	.400
TOTALS	6.88	0	4	4	4	0	0	0	34.0	135	37	26	26	4	4	15	30	0	.274

OVERVIEW

STAFF

PLAYERS 1

PLAYERS 2

40-MAN ROSTER

2018 REVIEW

OPPONENTS

CHRONOLOGY

MINOR LEAGUES

WHITE SOX VS. ST. LOUIS

WHITE SOX RESULTS VS. CARDINALS (1-3)

Notes: St. Louis won three of four games from the White Sox to improve to 17-12 in the all-time series ... the Cardinals scored twice in the ninth off Joakim Soria to defeat the Sox in the opener on 5/1 ... James Shields allowed a leadoff homer on 5/1 before retiring the next 15 batters in a row ... Carlos Rodón (7.1 IP) combined with two relievers on a four-hit shutout in the series finale on 7/11.

Date	H/R	Result	WP	LP	Attend
5/1	R/N	L, 2-3	Norris (R)	Soria (R)	38,000
5/2	R/D	L, 2-3	Martínez	Giolito	37,298
7/10	H/N	L, 2-14	Mikolas	Covey	23,245
7/11	H/N	W, 4-0	Rodón	Weaver	26,319

WHITE SOX STATISTICS VS. CARDINALS

BATTER	AVG	G	AB	R	H	2B	3B	HR	RBI	SH	SF	HP	BB	SO	SB	CS	DP	E
Abreu, J.	.133	4	15	0	2	1	0	0	2	0	1	0	0	0	0	0	1	0
Anderson, T.	.250	4	12	3	3	2	0	0	2	0	0	0	1	0	1	0	0	1
Castillo, W.	.000	1	4	0	0	0	0	0	0	0	0	0	0	2	0	0	0	0
Davidson, M.	.091	4	11	0	1	0	0	0	0	0	0	0	1	4	0	0	0	0
Delmonico, N.	.125	2	8	0	1	0	0	0	0	0	0	0	0	3	0	0	0	0
Engel, A.	.333	2	3	1	1	0	0	0	0	0	0	0	1	1	1	0	0	0
García, L.	.182	4	11	1	2	0	0	0	0	0	0	0	1	5	0	0	0	0
Moncada, Y.	.231	4	13	1	3	1	1	0	2	0	0	0	4	4	0	0	0	1
Narváez, O.	.444	3	9	2	4	0	0	0	0	0	0	0	1	1	0	0	0	0
Palka, D.	.000	4	13	0	0	0	0	0	0	0	0	0	0	6	0	0	2	0
Sánchez, Y.	.417	3	12	0	5	1	0	0	1	0	0	0	0	2	0	0	0	1
Thompson, T.	.000	2	3	2	0	0	0	0	0	0	0	0	1	1	1	0	0	0
Tilson, C.	.400	2	5	0	2	0	0	0	3	0	0	0	1	1	0	0	0	0
PITCHERS	.000	4	4	0	0	0	0	0	0	0	0	0	0	3	0	0	0	0
TOTALS	.195	4	123	10	24	5	1	0	10	0	1	0	11	33	3	0	3	3

PITCHER	ERA	W	L	G	GS	CG	SHO	SV	IP	AB	H	R	ER	HR	HB	BB	SO	WP	AVG
Beck, C.	0.00	0	0	1	0	0	0	0	1.0	2	0	0	0	0	0	1	0	0	.000
Bummer, A.	0.00	0	0	1	0	0	0	0	0.2	2	0	0	0	0	0	0	0	0	.000
Covey, D.	7.20	0	1	1	1	0	0	0	5.0	23	9	5	4	0	0	2	5	0	.391
Fry, J.	54.00	0	0	1	0	0	0	0	0.1	2	1	2	2	0	0	1	1	0	.500
Giolito, L.	4.26	0	1	1	1	0	0	0	6.1	21	4	3	3	2	1	2	7	0	.190
Jones, N.	0.00	0	0	1	0	0	0	0	1.0	1	0	0	0	0	0	2	0	0	.000
Minaya, J.	0.00	0	0	1	0	0	0	0	0.1	1	0	0	0	0	0	0	1	0	.000
Rodón, C.	0.00	1	0	1	1	0	0	0	7.1	26	3	0	0	0	0	2	7	0	.115
Rodón, B.	20.25	0	0	2	0	0	0	0	1.1	6	2	3	3	0	0	3	0	2	.333
Santiago, H.	10.80	0	0	1	0	0	0	0	3.1	16	6	4	4	2	0	2	3	0	.375
Shields, J.	1.50	0	0	1	1	0	0	0	6.0	19	2	1	1	1	0	0	4	0	.105
Soria, J.	10.80	0	1	2	0	0	0	1	1.2	9	4	2	2	1	0	1	3	0	.444
TOTALS	4.98	1	3	4	4	0	1	1	34.1	128	31	20	19	6	1	16	31	2	.242

OVERVIEW

STAFF

PLAYERS 1

PLAYERS 2

40-MAN ROSTER

2018 REVIEW

OPPONENTS

CHRONOLOGY

MINOR LEAGUES

WHITE SOX VS. SEATTLE

WHITE SOX RESULTS VS. MARINERS (2-4)

Notes: The White Sox went 2-4 as they suffered back-to-back season series losses for the first time since 1995-99 ... the Sox outscored the Mariners, 21-20, and posted a 3.29 ERA but batted just .234 ... José Abreu recorded his 12th career multihomer game on 4/23 ... Yoán Moncada fell a single shy of hitting for the cycle on 4/23 and hit his first career leadoff home run on 4/25 (off Félix Hernández) ... Dylan Covey allowed two hits over 8.1 scoreless IP on 7/21, carrying a no-hitter into the sixth inning.

Date	H/R	Result	WP	LP	Attend
4/23	H/N	W, 10-4	Fulmer	Leake	13,614
4/24	H/D	L, 0-1	Gonzales	Volstad	10,761
4/25	H/D	L, 3-4	Hernández	Shields	11,417
7/20	R/N	L, 1-3	LeBlanc	Shields	43,331
7/21	R/N	W, 6-0	Covey	Hernández	38,186
7/22	R/D	L, 2-8	Gonzales	López	38,207

WHITE SOX STATISTICS VS. MARINERS

BATTER	AVG	G	AB	R	H	2B	3B	HR	RBI	SH	SF	HP	BB	SO	SB	CS	DP	E
Abreu, J.	.250	6	20	4	5	0	0	2	3	0	0	2	1	5	0	0	1	0
Anderson, T.	.348	6	23	1	8	0	1	1	4	0	1	0	0	4	0	1	1	0
Castillo, W.	.333	2	9	1	3	0	0	0	1	0	0	0	0	1	0	0	0	0
Davidson, M.	.214	4	14	0	3	1	0	0	1	0	0	0	0	8	0	0	0	0
Delmonico, N.	.188	5	16	1	3	1	0	0	0	0	0	0	2	6	0	0	0	1
Engel, A.	.133	6	15	1	2	0	0	0	1	0	0	0	0	5	1	1	0	1
García, A.	.200	3	10	1	2	0	0	1	4	0	0	0	0	4	0	0	0	0
García, L.	.133	4	15	1	2	1	0	0	0	0	0	0	0	5	0	0	0	0
Moncada, Y.	.217	6	23	4	5	2	1	2	2	0	0	0	3	10	0	0	1	1
Narváez, O.	.300	3	10	2	3	1	0	0	0	0	0	0	1	3	0	0	0	0
Palka, D.	.083	3	12	0	1	1	0	0	2	0	0	0	0	5	0	0	0	0
Sánchez, Y.	.409	6	22	5	9	1	0	0	1	0	0	0	0	3	2	0	1	2
Smith, K.	.000	1	2	0	0	0	0	0	0	0	0	0	1	1	0	0	0	0
Thompson, T.	.100	3	10	0	1	1	0	0	0	0	0	0	0	4	0	0	0	0
PITCHERS	.000	6	0	0	0	0	0	0	0	0	0	0	0	0	0	0	0	0
TOTALS	.234	6	201	21	47	9	2	6	19	0	1	2	8	64	3	2	4	5

PITCHER	ERA	W	L	G	GS	CG	SHO	SV	IP	AB	H	R	ER	HR	HB	BB	SO	WP	AVG
Avilán, L.	9.00	0	0	2	0	0	0	0	1.0	4	1	1	1	0	0	0	2	0	.250
Beck, C.	6.00	0	0	1	0	0	0	1	3.0	12	6	2	2	1	0	0	1	0	.500
Bummer, A.	0.00	0	0	1	0	0	0	0	0.1	1	0	0	0	0	0	0	1	0	.000
Covey, D.	0.00	1	0	1	1	0	0	0	8.1	27	2	0	0	0	0	2	5	0	.074
Fry, J.	0.00	0	0	1	0	0	0	0	0.2	2	0	0	0	0	0	0	0	0	.000
Fulmer, C.	3.00	1	0	1	1	0	0	0	6.0	21	3	2	2	1	0	1	3	0	.143
Gómez, J.	0.00	0	0	1	0	0	0	0	1.0	3	0	0	0	0	0	0	0	0	.000
Infante, G.	0.00	0	0	1	0	0	0	0	0.2	3	2	0	0	0	0	2	0	0	.667
Jones, N.	0.00	0	0	1	0	0	0	0	1.1	4	0	0	0	0	0	0	1	0	.000
López, R.	9.00	0	1	1	1	0	0	0	5.0	18	5	5	5	1	0	4	1	0	.278
Minaya, J.	0.00	0	0	1	0	0	0	0	0.1	2	1	0	0	0	1	0	0	1	.500
Rondón, B.	0.00	0	0	1	0	0	0	0	1.0	3	0	0	0	0	0	0	2	0	.000
Santiago, H.	4.50	0	0	2	0	0	0	0	4.0	16	4	2	2	1	0	1	1	0	.250
Shields, J.	3.46	0	2	2	2	0	0	0	13.0	49	13	6	5	1	0	5	9	0	.265
Soria, J.	0.00	0	0	2	0	0	0	0	1.2	6	0	0	0	0	0	0	1	0	.000
Volstad, C.	3.86	0	1	2	1	0	0	0	4.2	17	3	2	2	0	1	1	3	0	.176
TOTALS	3.29	2	4	6	6	0	1	1	52.0	188	40	20	19	5	2	16	30	1	.213

WHITE SOX VS. TAMPA BAY

WHITE SOX RESULTS VS. RAYS (4-2)

Notes: The White Sox went 4-2 against Tampa Bay, with all six games decided by one run ... according to STATS LLC, it marked the first time in Sox history that they have played a season series of six games or more where each game was decided by a single run ... Matt Davidson hit a game-winning, two-run homer in the eighth inning on 4/11 as the Sox avoided a three-game sweep ... the White Sox swept a three-game series from 8/3-5, their first at Tropicana Field since 2012 ... Avisail García hit two home runs in the finale, and Daniel Palka hit a game-winning, two-run homer in the ninth.

Date	H/R	Result	WP	LP	Attend
4/9	H/D	L, 4-5	Archer	González	10,377
4/10	H/D	L, 5-6	Snell	Fulmer	10,069
4/11	H/D	W, 2-1	Rodón (R)	Pruitt (R)	10,431
8/3	R/N	W, 3-2 (10)	Danish (R)	Alvarado (R)	16,144
8/4	R/N	W, 2-1	Cedeno (R)	Chirinos (R)	21,214
8/5	R/D	W, 8-7	Santiago (R)	Castillo (R)	14,379

WHITE SOX STATISTICS VS. RAYS

BATTER	AVG	G	AB	R	H	2B	3B	HR	RBI	SH	SF	HP	BB	SO	SB	CS	DP	E
Abreu, J.	.391	6	23	5	9	1	0	3	6	0	0	2	2	6	0	0	0	0
Anderson, T.	.250	6	24	3	6	2	0	0	2	0	0	0	1	8	2	0	0	0
Castillo, W.	.000	2	2	0	0	0	0	0	0	0	0	0	0	0	0	0	0	0
Davidson, M.	.125	3	8	1	1	0	0	1	2	0	0	0	4	3	0	0	0	0
Delmonico, N.	.333	6	18	4	6	2	0	1	2	0	0	0	4	6	0	0	0	2
Engel, A.	.000	6	5	1	0	0	0	0	1	0	0	0	2	2	1	0	0	0
García, A.	.120	6	25	3	3	1	0	2	2	0	0	0	2	7	1	0	1	0
García, L.	.250	6	16	2	4	0	0	0	1	1	0	1	1	4	2	1	1	0
Garneau, D.	.500	1	2	0	1	0	0	0	1	0	0	0	1	0	0	0	0	1
Moncada, Y.	.174	6	23	3	4	2	0	0	1	0	0	0	5	12	0	0	0	0
Narváez, O.	.188	6	16	0	3	2	0	0	1	0	0	0	3	2	0	1	1	1
Palka, D.	.100	3	10	1	1	0	0	1	2	0	0	0	0	7	0	0	0	0
Saladino, T.	.333	2	6	0	2	1	0	0	0	1	0	0	0	1	0	0	0	0
Sánchez, Y.	.167	6	18	1	3	1	0	0	2	0	2	0	2	8	0	0	0	0
PITCHERS	.000	6	0	0	0	0	0	0	0	0	0	0	0	0	0	0	0	0
TOTALS	.219	6	196	24	43	12	0	8	23	2	2	3	27	66	6	2	3	4

PITCHER	ERA	W	L	G	GS	CG	SHO	SV	IP	AB	H	R	ER	HR	HB	BB	SO	WP	AVG
Avilán, L.	0.00	0	0	3	0	0	0	0	2.2	11	4	0	0	0	0	1	5	0	.364
Bummer, A.	6.75	0	0	2	0	0	0	0	1.1	6	2	1	1	0	0	0	4	1	.333
Cedeño, X.	54.00	1	0	2	0	0	0	0	0.1	3	2	2	2	0	0	1	0	0	.667
Danish, T.	0.00	1	0	2	0	0	0	0	1.1	5	1	0	0	0	0	0	1	0	.200
Farquhar, D.	0.00	0	0	1	0	0	0	0	1.1	5	1	0	0	0	0	0	2	0	.200
Fry, J.	27.00	0	0	2	0	0	0	0	0.1	2	1	1	1	0	0	1	1	0	.500
Fulmer, C.	5.79	0	1	1	1	0	0	0	4.2	18	5	4	3	0	2	6	4	1	.278
Giolito, L.	1.29	0	0	1	1	0	0	0	7.0	20	2	1	1	0	1	3	6	0	.100
Gómez, J.	0.00	0	0	1	0	0	0	0	0.1	2	1	0	0	0	0	0	1	0	.500
González, M.	8.31	0	1	1	1	0	0	0	4.1	21	8	4	4	1	0	2	0	1	.381
Infante, G.	5.40	0	0	2	0	0	0	0	1.2	7	4	1	1	0	0	2	1	1	.571
Jones, N.	0.00	0	0	1	0	0	0	1	1.0	3	0	0	0	0	0	1	2	0	.000
Minaya, J.	0.00	0	0	2	0	0	0	0	2.1	8	1	0	0	0	0	1	4	1	.125
Rodón, C.	0.00	0	0	1	1	0	0	0	6.0	18	3	1	0	0	1	5	4	0	.167
Rodón, B.	0.00	1	0	1	0	0	0	0	1.0	3	0	0	0	0	0	0	1	0	.000
Santiago, H.	3.60	1	0	3	0	0	0	1	5.0	16	5	2	2	1	0	4	3	0	.313
Shields, J.	2.19	0	0	2	2	0	0	0	12.1	43	9	5	3	1	0	9	12	0	.209
Soria, J.	0.00	0	0	1	0	0	0	0	1.0	3	0	0	0	0	0	0	2	0	.000
Vieira, T.	0.00	0	0	1	0	0	0	1	1.0	3	0	0	0	0	0	1	2	1	.000
TOTALS	2.95	4	2	6	6	0	0	3	55.0	197	49	22	18	3	4	37	55	6	.249

OVERVIEW

STAFF

PLAYERS 1

PLAYERS 2

40-MAN ROSTER

2018 REVIEW

OPPONENTS

CHRONOLOGY

MINOR LEAGUES

WHITE SOX VS. TEXAS

WHITE SOX RESULTS VS. RANGERS (4-3)

Notes: The White Sox went 4-3 against the Rangers to improve to 5-1-1 in the last seven season matchups ... the Sox won the season matchup despite being outscored, 46-34, and allowing 10-plus runs three times in seven games ... José Abreu and Matt Davidson each drove in eight runs, and Reynaldo López was 2-0 with a 1.26 ERA (2 ER/14.1 IP) in two starts ... the Sox rallied for four runs in the eighth inning of the opener on 5/17 to win, 4-2 ... López (8.0 IP) and Jace Fry (1.0) combined on a two-hit shutout with 10 strikeouts on 5/20, with Fry earning his first career save ... Davidson threw a 1-2-3 eighth inning on 6/30 in his first career pitching appearance.

Date	H/R	Result	WP	LP	Attend
5/17	H/N	W, 4-2	Avilán (R)	Leclerc (R)	17,666
5/18	H/N	L, 5-12	Chávez	Fulmer	16,373
5/19	H/N	W, 5-3	Giolito	Jurado	25,611
5/20	H/D	W, 3-0	López	Minor	16,829
6/29	R/N	L, 3-11	Gallardo	Covey	28,156
6/30	R/N	L, 4-13	Colón	Rodón	28,138
7/1	R/D	W, 10-3	López	Hamels	22,684

WHITE SOX STATISTICS VS. RANGERS

BATTER	AVG	G	AB	R	H	2B	3B	HR	RBI	SH	SF	HP	BB	SO	SB	CS	DP	E
Abreu, J.	.360	7	25	7	9	3	1	1	8	0	1	0	5	4	0	0	1	1
Anderson, T.	.222	7	27	5	6	1	0	0	1	0	0	0	1	5	1	0	1	0
Castillo, W.	.333	3	12	1	4	0	0	1	4	0	0	0	0	2	0	0	1	0
Davidson, M.	.348	6	23	4	8	3	0	1	8	0	0	0	3	7	0	0	0	0
Delmonico, N.	.250	2	4	1	1	0	0	0	0	0	0	1	1	0	0	0	0	0
Engel, A.	.300	7	20	4	6	3	0	0	1	0	0	0	1	5	1	0	0	2
García, A.	.500	3	14	5	7	2	2	1	3	0	0	0	0	2	0	0	0	0
García, L.	.148	7	27	0	4	0	0	0	2	0	0	0	0	8	1	0	0	0
Moncada, Y.	.222	7	27	1	6	2	0	0	1	0	0	0	1	6	0	0	0	2
Narváez, O.	.286	2	7	2	2	1	0	0	0	0	0	0	1	1	0	0	0	1
Palka, D.	.250	4	12	0	3	0	1	0	2	0	0	0	2	2	0	0	0	0
Sánchez, Y.	.167	5	18	2	3	1	0	0	1	0	1	0	1	4	0	1	0	1
Smith, K.	.222	2	9	0	2	0	0	0	1	0	0	0	0	2	0	0	0	0
Thompson, T.	.200	4	10	1	2	1	0	0	0	0	0	0	0	4	1	0	0	0
Tilson, C.	.250	3	4	1	1	0	0	0	1	1	0	0	0	1	0	0	0	1
PITCHERS	.000	7	0	0	0	0	0	0	0	0	0	0	0	0	0	0	0	1
TOTALS	.268	7	239	34	64	17	4	4	33	1	2	1	16	53	4	1	3	9

PITCHER	ERA	W	L	G	GS	CG	SHO	SV	IP	AB	H	R	ER	HR	HB	BB	SO	WP	AVG
Avilán, L.	27.00	1	0	2	0	0	0	0	1.0	7	4	3	3	0	0	0	0	0	.571
Bummer, A.	0.00	0	0	1	0	0	0	0	2.0	7	1	0	0	0	0	0	2	0	.143
Cedeño, X.	27.00	0	0	1	0	0	0	0	0.1	2	1	1	1	0	0	2	0	0	.500
Covey, D.	30.86	0	1	1	1	0	0	0	2.1	15	8	9	8	4	0	3	0	0	.533
Davidson, M.	0.00	0	0	1	0	0	0	0	1.0	3	0	0	0	0	0	0	1	0	.000
Fry, J.	4.91	0	0	4	0	0	0	1	3.2	12	1	2	2	0	0	2	5	0	.083
Fulmer, C.	36.00	0	1	1	1	0	0	0	2.0	8	3	8	8	0	2	5	2	1	.375
Giolito, L.	3.00	1	0	1	1	0	0	0	6.0	21	4	3	2	0	2	2	3	0	.190
Jones, N.	0.00	0	0	2	0	0	0	2	1.2	6	1	0	0	0	1	0	2	0	.167
López, R.	1.26	2	0	2	2	0	0	0	14.1	53	9	2	2	0	0	5	14	0	.170
Minaya, J.	0.00	0	0	2	0	0	0	0	2.2	10	1	1	0	0	0	0	5	2	.100
Rodón, C.	8.44	0	1	1	1	0	0	0	5.1	22	6	5	5	2	0	2	3	0	.273
Rodón, B.	33.75	0	0	2	0	0	0	0	1.1	8	5	5	5	0	0	2	2	0	.625
Shields, J.	1.23	0	0	1	1	0	0	0	7.1	24	3	1	1	0	0	3	8	1	.125
Soria, J.	6.75	0	0	2	0	0	0	1	2.2	14	6	3	2	0	0	0	5	0	.429
Volstad, C.	2.45	0	0	2	0	0	0	0	7.1	28	6	3	2	2	0	0	5	0	.214
TOTALS	6.05	4	3	7	7	0	1	4	61.0	240	59	46	41	8	5	26	57	4	.246

WHITE SOX VS. TORONTO

WHITE SOX RESULTS VS. BLUE JAYS (4-2)

Notes: The Blue Jays went 4-2, winning two of three games in each series, to end their six-season winless streak against the White Sox (0-5-1) ... Nicky Delmonico hit two triples on 7/27 ... the Sox rallied for eight runs over the final two innings on 7/28 to win, 9-5 ... the Blue Jays scored five runs in the ninth on 7/29 to win, 7-4.

Date	H/R	Result	WP	LP	Attend
4/2	R/N	L, 2-4	Oh (R)	Farquhar (R)	16,629
4/3	R/N	L, 5-14	Happ	González	17,451
4/4	R/N	W, 4-3	Jones (R)	Tepera (R)	17,268
7/27	H/N	L, 5-10	Stroman	López	20,524
7/28	H/N	W, 9-5	Minaya (R)	Tepera (R)	29,442
7/29	H/D	L, 4-7	Santos (R)	Fry (R)	23,836

WHITE SOX STATISTICS VS. BLUE JAYS

BATTER	AVG	G	AB	R	H	2B	3B	HR	RBI	SH	SF	HP	BB	SO	SB	CS	DP	E
Abreu, J.	.375	6	24	2	9	2	0	1	2	0	0	1	0	5	0	0	1	1
Anderson, T.	.200	6	25	4	5	1	0	1	2	0	0	0	0	10	2	0	2	1
Castillo, W.	.273	3	11	3	3	0	0	2	2	0	0	0	1	4	0	0	0	0
Davidson, M.	.158	5	19	1	3	1	0	1	2	0	0	1	0	6	0	0	2	0
Delmonico, N.	.333	4	15	4	5	0	2	1	3	0	0	1	0	5	0	0	2	0
Engel, A.	.267	6	15	1	4	1	0	0	3	0	0	1	2	1	0	0	0	1
García, A.	.304	6	23	2	7	0	0	1	3	0	0	1	1	7	0	0	2	0
García, L.	.273	4	11	1	3	0	1	0	4	0	0	0	1	3	1	0	0	0
Moncada, Y.	.174	6	23	1	4	0	0	0	1	0	0	0	4	6	1	0	0	0
Narváez, O.	.375	2	8	1	3	0	1	1	2	0	0	0	0	1	0	0	0	0
Palka, D.	.667	3	6	3	4	1	0	1	3	0	0	0	0	1	0	0	0	0
Saladino, T.	.000	1	2	0	0	0	0	0	0	0	0	0	0	2	0	0	0	0
Sánchez, Y.	.211	6	19	4	4	1	0	2	2	1	0	2	1	5	1	0	1	1
Smith, K.	.667	1	3	2	2	0	0	0	0	0	0	1	0	0	0	0	0	0
PITCHERS	.000	6	0	0	0	0	0	0	0	0	0	0	0	0	0	0	0	0
TOTALS	.275	6	204	29	56	7	4	11	29	1	0	8	10	56	5	0	10	4

PITCHER	ERA	W	L	G	GS	CG	SHO	SV	IP	AB	H	R	ER	HR	HB	BB	SO	WP	AVG
Avilán, L.	5.40	0	0	3	0	0	0	0	1.2	5	0	1	1	0	0	1	2	0	.000
Bummer, A.	0.00	0	0	2	0	0	0	0	1.0	6	2	0	0	0	0	1	1	0	.333
Cedeño, X.	0.00	0	0	1	0	0	0	0	1.0	4	1	0	0	0	0	1	1	0	.250
Danish, T.	0.00	0	0	2	0	0	0	0	2.2	8	1	0	0	0	1	0	3	0	.125
Davidson, M.	0.00	0	0	1	0	0	0	0	1.0	3	0	0	0	0	0	0	0	0	.000
Farquhar, D.	7.71	0	1	2	0	0	0	0	2.1	9	2	2	2	2	0	0	1	0	.222
Fry, J.	27.00	0	1	2	0	0	0	0	1.0	5	2	3	3	1	1	0	1	0	.400
Fulmer, C.	3.60	0	0	1	1	0	0	0	5.0	20	4	3	2	0	0	1	5	0	.200
Giolito, L.	10.38	0	0	1	1	0	0	0	4.1	22	9	5	5	1	0	1	3	0	.409
Gómez, J.	18.00	0	0	1	0	0	0	0	1.0	5	3	2	2	0	0	0	0	0	.600
González, M.	9.00	0	1	1	1	0	0	0	5.0	23	8	6	5	2	0	2	4	0	.348
Infante, G.	135.00	0	0	1	0	0	0	0	0.1	3	3	5	5	0	0	2	0	0	1.000
Jones, N.	0.00	1	0	1	0	0	0	0	1.1	4	0	0	0	0	0	0	1	0	.000
López, R.	7.84	0	1	2	2	0	0	0	10.1	39	9	9	9	6	0	6	9	0	.231
Minaya, J.	0.00	1	0	2	0	0	0	0	1.1	5	2	0	0	0	0	0	1	0	.400
Rodón, C.	2.35	0	0	1	1	0	0	0	7.2	27	5	2	2	1	1	1	6	0	.185
Santiago, H.	8.10	0	0	2	0	0	0	0	3.1	14	4	3	3	0	1	1	3	0	.286
Soria, J.	0.00	0	0	1	0	0	0	1	1.0	3	0	0	0	0	0	0	2	0	.000
Vieira, T.	27.00	0	0	1	0	0	0	0	0.2	2	1	2	2	0	2	0	0	1	.500
TOTALS	7.10	2	4	6	6	0	0	1	52.0	207	56	43	41	13	6	17	43	1	.271

OVERVIEW

STAFF

PLAYERS 1

PLAYERS 2

40-MAN ROSTER

2018 REVIEW

OPPONENTS

CHRONOLOGY

MINOR LEAGUES

MARCH/APRIL GAME RECAPS

OVERVIEW

WHITE SOX 14, ROYALS 7 MARCH 29 • KAUFFMAN STADIUM • 1-0

The White Sox tied a major-league Opening Day record with six home runs, including three from Matt Davidson and two from Tim Anderson, as they rallied from an early 4-0 deficit to defeat Kansas City, 14-7 ... the Sox scored 14 unanswered runs from the fourth-eighth innings, including five in the fourth on back-to-back homers from José Abreu (two-run) and Davidson, a solo shot from Anderson and a RBI double from Yoán Moncada ... James Shields (4 ER/6.0 IP) earned the win in his eighth career Opening Day start ... Shields gave up all four runs and five hits in the first but retired 18 of the last 21 batters faced as he earned his first career victory in which he did not record a strikeout.

STAFF

PLAYERS 1

WHITE SOX 4, ROYALS 3 MARCH 31 • KAUFFMAN STADIUM • 2-0

Wellington Castillo hit a two-run double off Brandon Maurer with two outs in the eighth inning as the White Sox rallied to defeat Kansas City for the second straight game, 4-3 ... trailing, 3-1, entering the eighth, Yoán Moncada hit a solo homer off Maurer to close the gap to 3-2 ... Danny Farquhar (win), Nate Jones (hold) and Joakim Soria (save in Sox debut) each threw 1.0 scoreless IP in relief ... Lucas Giolito posted a no decision, allowing three runs on four hits and four walks over 6.0 IP, his seventh quality start in nine outings since joining the White Sox.

PLAYERS 2

40-MAN ROSTER

BLUE JAYS 4, WHITE SOX 2 APRIL 2 • ROGERS CENTRE • 2-1

Russell Martin hit a two-run homer off Danny Farquhar with two outs in the seventh inning to lift Toronto to a 4-2 victory over the White Sox in the series opener ... Reynaldo López posted a no decision, allowing one run on two hits with six strikeouts over 6.0 IP ... Wellington Castillo recorded his sixth career multihomer game (third vs. Toronto), hitting go-ahead solo shots off Jaime García in the fourth and Seung Hwan Oh in the seventh.

2018 REVIEW

BLUE JAYS 14, WHITE SOX 5 APRIL 3 • ROGERS CENTRE • 2-2

Toronto scored seven runs in the eighth inning to break open a two-run game and went on to record a 14-5 victory over the White Sox, clinching a series win ... Miguel González suffered the loss, allowing six hits (five earned) on eight hits over 5.0 IP ... Héctor Santiago and Gregory Infante combined to allow eight runs over 2.2 IP.

OPPONENTS

WHITE SOX 4, BLUE JAYS 1 APRIL 4 • ROGERS CENTRE • 3-2

José Abreu hit a game-winning home run off Ryan Tepera in the eighth inning as the White Sox avoided a three-game sweep with a 4-3 victory over Toronto ... Aaron Bummer (0.2 IP), Danny Farquhar (1.0), Nate Jones (1.1) and Joakim Soria (1.0) combined for 4.0 scoreless IP in relief, with Jones earning his first win and Soria his second save ... Carson Fulmer posted a no decision, allowing three runs on five hits with one walk and five strikeouts over 5.0 IP.

CHRONOLOGY

MINOR LEAGUES

TIGERS 9, WHITE SOX 7 (10 INNINGS) APRIL 5 • GUARANTEED RATE FIELD • 3-3

The White Sox were unable to hold a late four-run lead as they lost their home opener, 9-7, in 10 innings to Detroit ... Detroit scored three runs off Joakim Soria in the ninth inning and two off Gregory Infante in the 10th ... Matt Davidson reached base safely four times, going 2-3 with a double, RBI and career-high tying four runs scored ... Yolmer Sánchez was 3-5 with two triples and three RBI ... James Shields posted a no decision, allowing three runs on eight hits over 5.0 IP.

TIGERS 6, WHITE SOX 1 APRIL 7 • GUARANTEED RATE FIELD • 3-4

The White Sox stranded 11 baserunners in a 6-1 loss to Detroit ... the Sox went 0-8 with RISP and were unable to score after loading the bases with no outs in the second inning ... Lucas Giolito suffered the loss, allowing five runs on four hits, three walks and two hit batters ... Héctor Santiago (2.1 IP) and Gregory Infante (1.0) made scoreless outings in relief ... the game time temperature of 32 degrees was the Sox coldest at home since 4/9/16 vs. Cleveland (also 32) ... source: STATS.

TIGERS 1, WHITE SOX 0 APRIL 8 • GUARANTEED RATE FIELD • 3-5

Mike Fiers combined with four relievers on a three-hitter as Detroit completed its first three-game sweep at Guaranteed Rate Field since 9/12-14/11 with a 1-0 victory over the White Sox ... the Sox loaded the bases with one out in the first inning but were unable to score ... Reynaldo López suffered the loss despite holding the Tigers to one unearned run on two hits over a career-high tying 7.0 IP ... Bruce Rondón, struck out all four batters faced in his Sox debut ... Rondón became the first Sox pitcher since Roberto Hernández (six) on 7/25/96 to face at least four batters in a game and strike them all out.

RAYS 5, WHITE SOX 4 APRIL 9 • TROPICANA FIELD • 3-6

The White Sox went 2-16 with RISP and left 12 runners on base as they lost their fourth straight game, 5-4, to Tampa Bay ... the Sox placed runners on second and third with no outs in the ninth inning, but Alex Colomé induced Yolmer Sánchez, Tim Anderson and Leury García into consecutive groundouts to end the threat ... Miguel González (0-2) suffered the loss, allowing four runs on eight hits over 4.1 IP ... Gregory Infante (0.2 IP), Aaron Bummer (0.2), Danny Farquhar (1.1), Luis Avilán (1.0) and Joakim Soria (1.0) combined to hold the Rays to one run over 4.2 IP of relief ... Yoán Moncada reached base safely four times, going 2-3 with a double, two walks and two runs scored.

RAYS 6, WHITE SOX 5 APRIL 10 • TROPICANA FIELD • 3-7

A ninth-inning rally came up just short as the White Sox lost their fifth consecutive game, 6-5, to Tampa Bay ... trailing, 6-1, entering the ninth, Yolmer Sánchez hit a sacrifice fly and José Abreu hit a three-run homer off Alex Colomé to close the gap to 6-5 ... Tyler Saladino collected two of Chicago's six hits, and Davidson drew a career-high three walks, upping his season total to nine (19 all of 2017) ... Carson Fulmer suffered the loss, allowing four runs (three earned) on five hits, six walks and two hit batters over 4.2 IP.

MARCH/APRIL GAME RECAPS

WHITE SOX 2, RAYS 1 APRIL 11 • TROPICANA FIELD • 4-7

Matt Davidson hit a two-run homer off Austin Pruitt in the eighth inning as the White Sox ended a five-game losing streak with a 2-1 victory over Tampa Bay ... with one out in the eighth, José Abreu singled off Pruitt to set up Davidson, who followed with his American-League best fifth home run of the season ... James Shields posted a no decision despite limiting the Rays to one run on four hits over 6.1 IP ... Luis Avilán struck out both batters he faced, Bruce Rondón pitched a 1-2-3 eighth for his first victory with the Sox, and Nate Jones earned his first save despite walking the leadoff hitter in the ninth.

TWINS 4, WHITE SOX 0 APRIL 12 • TARGET FIELD • 4-8

The White Sox were limited to three hits and struck out 13 times in a 4-0 loss at Minnesota ... Lucas Giolito suffered the loss, allowing four runs (three earned) on five hits and a career-high five walks over 6.1 IP ... only one Sox baserunner (José Abreu in the ninth inning) reached second base.

ATHLETICS 8, WHITE SOX 1 APRIL 16 • OAKLAND COLISEUM • 4-9

The White Sox suffered an 8-1 loss at Oakland in their first game in four days ... Reynaldo López suffered the loss despite holding the A's to two runs on four hits with 10 strikeouts over 6.0 IP ... López made his third straight quality start to open the season and fanned 10-plus batters for the second time in his career (11 on 8/18/16 at Atlanta) ... José Abreu ended Oakland's shutout bid with a solo homer (No. 4) off Daniel Mengden leading off the ninth inning ... the White Sox committed a season-high four errors (three in the seventh) and were hitless (0-5) with RISP for the third consecutive game.

ATHLETICS 10, WHITE SOX 2 APRIL 17 • OAKLAND COLISEUM • 4-10

Oakland scored five runs in the first inning and went on to hand the White Sox a 10-2 defeat in front of 46,028 fans ... Miguel González suffered the loss, allowing eight runs on eight hits over 3.0 IP ... Héctor Santiago (2.0 IP), Joakim Soria (1.0) and Nate Jones (1.0) each made scoreless relief appearances ... Yoán Moncada reached base safely three times and broke up Oakland's shutout bid with a two-run homer (No. 2) off Ryan Dull in the eighth ... the Sox went 2-10 with RISP, left eight runners on base and struck out 14 times.

ATHLETICS 12, WHITE SOX 11 (14 INNINGS) APRIL 18 • OAKLAND COLISEUM • 4-11

Matt Olson hit a game-ending single off James Shields with two outs in the 14th inning as Oakland completed a three-game sweep with a 12-11 victory over the White Sox ... the A's overcame a pair of five-run deficits to take an 11-10 lead on Jed Lowrie's two-run homer off Luis Avilán in the eighth, but Tim Anderson tied the game with a RBI single off Blake Treinen in the ninth ... starter Carson Fulmer lasted just 1.0 IP, allowing four runs on five hits and two walks, but Chris Volstad (3.1 IP) and Bruce Rondón (career-high 3.0 IP) each made scoreless appearances ... Yoán Moncada hit his first career grand slam to tie his career high with four RBI ... the Sox went 8-20 with RISP (5-62 in previous eight games) ... the game lasted 5:48.

HOUSTON 10, WHITE SOX 0 APRIL 20 • GUARANTEED RATE FIELD • 4-12

Justin Verlander combined with three relievers on a two-hitter as Houston defeated the White Sox, 10-0, in the series opener ... starter James Shields suffered the loss, allowing seven runs on eight hits over 5.1 IP ... according to STATS LLC, Shields became the 11th Sox pitcher since 1940 to start a game after finishing the club's previous game in relief and the first since Gene Nelson in 1986 ... Aaron Bummer retired all five batters he faced, and Carson Fulmer threw 1.1 IP in relief on his regularly scheduled side day ... the Sox went 0-3 with RISP and had five baserunners.

HOUSTON 10, WHITE SOX 1 APRIL 21 • GUARANTEED RATE FIELD • 4-13

Dallas Keuchel combined with three relievers on a four-hitter as Houston handed the White Sox their sixth straight loss, 10-1 ... starter Lucas Giolito suffered the loss, allowing nine runs on five hits and career-high seven walks over 2.0 IP ... Chris Volstad (1 ER/3.0 IP), Luis Avilán (1.0), Gregory Infante (2.0) and Joakim Soria (1.0) combined to allow one run over 7.0 IP of relief ... Trayce Thompson, making his first start since being reacquired by the Sox on 4/19, hit a solo home run in the sixth inning ... the Sox went 0-5 with RISP and left seven runners on base.

HOUSTON 7, WHITE SOX 1 APRIL 22 • GUARANTEED RATE FIELD • 4-14

Houston scored five times in the seventh inning to break a 1-1 tie and went on to complete its first-ever, three-game sweep of the White Sox with a 7-1 victory ... Aaron Bummer (1 ER/0.1 IP) suffered his first loss, and Bruce Rondón gave up four runs over 0.2 IP in the five-run seventh ... Reynaldo López posted a no decision despite holding the Astros to one run on four hits over 5.0 IP ... Yolmer Sánchez reached base safely four times.

WHITE SOX 10, SEATTLE 4 APRIL 23 • GUARANTEED RATE FIELD • 5-14

José Abreu went 4-5 with two home runs, three RBI and three runs scored, Yoán Moncada fell a single shy of the cycle, and Carson Fulmer made a quality start as the White Sox ended a seven-game losing streak with a 10-4 victory over Seattle ... the White Sox opened the game with seven consecutive hits off Mike Leake, becoming the first team to accomplish that feat since Colorado on 9/17/14 vs. the Dodgers ... Abreu recorded his 12th career multihomer game and matched his career high with four hits (ninth time) ... Moncada tripled in the first inning, doubled in the second and homered in the fourth before striking out in the fifth and flying out in the seventh in his bid to become the seventh player in White Sox history to hit for the cycle ... Fulmer allowed two runs on three hits over 6.0 IP for his first victory of the season ... Chris Beck threw the final 3.0 IP for his first career save ... the Sox recorded a season-high 18 hits and scored 10-plus runs for the third time this season (first at home).

OVERVIEW

STAFF

PLAYERS 1

PLAYERS 2

40-MAN ROSTER

2018 REVIEW

OPPONENTS

CHRONOLOGY

MINOR LEAGUES

MARCH/APRIL GAME RECAPS

OVERVIEW

SEATTLE 1, WHITE SOX 0 APRIL 24 • GUARANTEED RATE FIELD • 5-15

Marco Gonzales combined with four relievers on a five-hitter as Seattle recorded a 1-0 victory over the White Sox ... Chris Volstad suffered the loss in his first start of the season despite allowing one run on three hits with one walk and three strikeouts over 4.1 IP ... Héctor Santiago threw 3.1 scoreless IP in relief, and Nate Jones retired all four batters he faced ... Tim Anderson collected two of Chicago's five hits ... the Sox struck out 12 times, went 0-6 with RISP as they were shut out for the fourth time this season.

STAFF

PLAYERS 1

SEATTLE 4, WHITE SOX 3 APRIL 25 • GUARANTEED RATE FIELD • 5-16

Mike Zunino hit a solo home run off James Shields in the sixth inning as Seattle rallied from an early two-run deficit to win the deciding game of the series, 4-3 ... Shields suffered the loss, allowing four runs on six hits over 6.0 IP ... Gregory Infante (0.2 IP), Aaron Bummer (0.1), Bruce Rondón (1.0) and Joakim Soria (1.0) combined for 3.0 scoreless IP in relief ... Yoán Moncada hit his first career leadoff home run off Félix Hernández on the first pitch of the first inning.

PLAYERS 2

WHITE SOX 6, ROYALS 3 APRIL 26 • KAUFFMAN STADIUM • 6-16

Matt Davidson hit two of Chicago's five home runs, and Lucas Giolito earned his first win of the season as the White Sox ended a four-game road losing streak with a 6-3 victory at Kansas City ... Davidson hit a solo homer off Jakob Junis in the fourth inning and a two-run shot off Junis in the sixth (450 feet), his second career multihomer game (also 3/29/18 at Kansas City) ... Yoán Moncada became the third player in Sox history to lead off back-to-back team games with a home run ... Giolito earned his first career road victory, allowing two runs over 5.2 IP ... Joakim Soria pitched a scoreless ninth for his third save and first since 4/4 at Toronto.

40-MAN ROSTER

2018 REVIEW

WHITE SOX 7, ROYALS 4 (11 INNINGS) APRIL 27 • KAUFFMAN STADIUM • 7-16

Matt Davidson hit a two-run home run off Tim Hill with no outs in the 11th inning, his second of the game, and the White Sox went on to defeat Kansas City, 7-4 ... Davidson recorded his third career multihomer game, all of which have come against Kansas City, this season ... Reynaldo López (2 ER/6.0 IP) posted a no decision, while Aaron Bummer (Hold, 0.1 IP), Nate Jones (1.1), Luis Avilan (1.0), Gregory Infante (W, 1.0) and Joakim Soria (SV, 1.0) combined for 4.2 scoreless IP in relief ... Joe McEwing, filling in for Rick Renteria, earned his first victory as a major-league manager.

OPPONENTS

CHRONOLOGY

MINOR LEAGUES

WHITE SOX 8 ROYALS 0 APRIL 28-1 • KAUFFMAN STADIUM • 8-16

The teams split a doubleheader, with the White Sox recording an 8-0 victory in the opener ... Carson Fulmer (career-high 7.0 IP) and Chris Beck (2.0) combined on a six-hitter, and rookie Daniel Palka went 4-5 with a home run, three RBI and three runs scored in the White Sox victory, their first shutout since 6/22/17 at Minnesota ... Palka became the fifth player in Sox history to record a four-hit effort within his first three major-league games.

ROYALS 5, WHITE SOX 2 APRIL 28-2 • KAUFFMAN STADIUM • 8-17

The Royals ended six-game losing streaks to the Sox both overall and at Kauffman Stadium with a 5-2 win in the nightcap ... Dylan Covey suffered the loss, allowing four runs (one earned) over 6.0 IP ... Tim Anderson hit his fifth career leadoff home run, and the third overall for Chicago in 2018.

ROYALS 5, WHITE SOX 4 APRIL 29 • KAUFFMAN STADIUM • 8-18

Blaine Boyer induced a game-ending lineout by Trayce Thompson with the tying run on first base to close Kansas City's 5-4 win ... Whit Merrifield snapped a 4-4 tie with a game-winning, RBI single in the bottom of the eighth inning off Bruce Rondón ... the White Sox took an early 2-0 lead on Daniel Palka's two-run double in the fourth ... the Royals scored once in the fourth and three times in the fifth before the Sox added single runs in the sixth and seventh ... starter Héctor Santiago (2 ER/4.2 IP) received a no decision ... Rondón suffered his first loss with Chicago.



Matt Davidson batted .462 (12-26) with seven home runs and 12 RBI over seven games against Kansas City in March/April.

MARCH/APRIL STATISTICS

BATTER	AVG	G	AB	R	H	TB	2B	3B	HR	RBI	SH	SF	HP	GI							PINCH HIT					
														BB	IBB	SO	SB	CS	DP	E	SLG	OBP	AB	H	HR	RBI
Abreu, J.	.263	25	99	14	26	48	4	0	6	12	0	0	6	6	0	18	1	0	6	3	.485	.342	0	0	0	0
Anderson, T.	.267	26	101	11	27	44	3	1	4	7	0	0	0	7	0	22	8	1	6	6	.436	.315	0	0	0	0
Castillo, W.	.234	19	64	8	15	27	3	0	3	6	0	0	1	5	0	17	0	0	3	0	.422	.300	0	0	0	0
Davidson, M.	.253	24	87	16	22	53	4	0	9	18	0	0	2	15	0	33	0	0	5	0	.609	.375	0	0	0	0
Delmonico, N.	.254	22	71	6	18	24	3	0	1	6	0	0	1	10	0	15	1	0	2	3	.338	.354	2	1	0	1
Engel, A.	.159	23	63	1	10	13	1	1	0	7	1	1	1	5	0	18	3	1	1	2	.206	.229	0	0	0	0
García, A.	.233	18	73	5	17	23	3	0	1	4	0	1	2	0	0	17	0	1	4	1	.315	.250	0	0	0	0
García, L.	.263	20	57	7	15	20	1	2	0	7	0	0	2	3	0	14	5	0	0	2	.351	.323	1	0	0	0
RIGHT	.250		20		5	10	1	2	0	4	0	0	1	0	0	7			0		.500	.286	0	0	0	0
LEFT	.270		37		10	10	0	0	0	3	0	0	1	3	0	7			0		.270	.341	1	0	0	0
Moncada, Y.	.267	26	105	17	28	55	7	1	6	13	1	0	0	14	0	47	4	0	0	2	.524	.353	0	0	0	0
RIGHT	.188		32		6	9	3	0	0	1	0	0	0	5	0	15			0		.281	.297	0	0	0	0
LEFT	.301		73		22	46	4	1	6	12	1	0	0	9	0	32			0		.630	.378	0	0	0	0
Narváez, O.	.189	14	37	1	7	9	2	0	0	1	0	0	0	5	0	12	0	2	0	1	.243	.286	2	0	0	0
+Palka, D.	.400	4	15	3	6	13	2	1	1	6	0	0	0	0	0	1	0	0	0	0	.867	.400	0	0	0	0
Saladino, T.	.250	6	8	2	2	3	1	0	0	0	1	0	0	0	0	3	0	0	0	0	.375	.250	0	0	0	0
Sánchez, Y.	.263	26	95	8	25	37	5	2	1	14	0	2	3	5	0	20	3	0	1	2	.389	.314	1	0	0	1
RIGHT	.185		27		5	5	0	0	0	0	0	0	1	3	0	8			0		.185	.290	0	0	0	0
LEFT	.294		68		20	32	5	2	1	14	0	2	2	2	0	12			1		.471	.324	1	0	0	1
Thompson, T.	.138	9	29	5	4	11	1	0	2	2	0	0	0	1	0	9	0	0	0	0	.379	.167	0	0	0	0
PITCHERS	.000	26	0	0	0	0	0	0	0	0	0	0	0	0	0	0	0	0	0	1	.000	.000	0	0	0	0
CHICAGO	.246	26	904	104	222	380	40	8	34	103	3	4	18	76	0	246	25	5	28	23	.420	.315	6	1	0	2
OPPONENT	.267	26	913	146	244	386	61	3	25	138	3	12	14	125	2	187	19	10	18	13	.423	.360	4	2	0	1
DH	.224	26	98	19	22	48	5	0	7	17	1	0	1	13	0	36	1	0	6	0	.490	.321	0	0	0	0

PITCHER	W	L	ERA	G	GS	CG	GF	SHO	SV	IP	H	R	ER	HR	HB	BB	IBB	SO	WP	BK	OPP					
																					AVG					
Avilán, L.	0	0	4.15	13	0	0	0	0	0	8.2	9	7	4	1	0	5	0	10	0	0	.257					
Beck, C.	0	0	3.60	2	0	0	2	0	1	5.0	8	2	2	1	0	0	0	3	0	0	.400					
+Bummer, A.	0	1	6.14	13	0	0	5	0	0	7.1	11	5	5	0	0	2	0	9	3	0	.324					
Covey, D.	0	1	1.50	1	1	0	0	0	0	6.0	6	4	1	0	0	3	0	3	0	0	.250					
Farquhar, D.	1	1	5.63	8	0	0	0	0	0	8.0	6	5	5	3	0	0	0	9	1	0	.214					
+Fulmer, C.	2	1	4.32	6	5	0	1	0	0	25.0	24	14	12	3	2	13	0	18	1	1	.245					
Giolito, L.	1	3	7.71	5	5	0	0	0	0	25.2	23	23	22	2	4	21	0	11	2	0	.240					
González, M.	0	3	12.41	3	3	0	0	0	0	12.1	24	18	17	4	0	6	0	5	1	0	.400					
Infante, G.	1	1	8.00	10	0	0	1	0	0	9.0	12	8	8	0	0	8	2	6	1	0	.364					
Jones, N.	1	0	1.64	10	0	0	3	0	1	11.0	9	2	2	0	1	4	0	14	1	0	.214					
López, R.	0	2	1.78	5	5	0	0	0	0	30.1	22	9	6	3	2	15	0	25	1	0	.204					
Minaya, J.	0	0	12.00	4	0	0	2	0	0	3.0	3	4	4	0	0	9	0	5	2	0	.250					
Rondón, B.	1	1	5.59	8	0	0	2	0	0	9.2	7	7	6	0	1	6	0	14	1	0	.206					
Santiago, H.	0	0	3.48	8	1	0	1	0	0	20.2	19	8	8	3	2	10	0	20	0	0	.250					
Shields, J.	1	3	6.14	6	5	0	1	0	0	29.1	33	20	20	2	1	17	0	15	0	0	.280					
Soria, J.	0	0	2.70	10	0	0	7	0	4	10.0	10	3	3	1	0	2	0	10	0	0	.244					
Volstad, C.	0	1	4.61	6	1	0	1	0	0	13.2	18	7	7	2	1	4	0	10	1	0	.333					
CHICAGO	8	18	5.06	26	26	0	26	1	6	234.2	244	146	132	25	14	125	2	187	15	1	.267					
OPPONENTS	18	8	3.75	26	26	0	26	4	9	240.0	222	104	100	34	18	76	0	246	11	0	.246					
+Rookie																										

OVERVIEW

STAFF

PLAYERS 1

PLAYERS 2

40-MAN ROSTER

2018 REVIEW

OPPONENTS

CHRONOLOGY

MINOR LEAGUES

MAY GAME RECAPS

OVERVIEW

CARDINALS 3, WHITE SOX 2 MAY 1 • BUSCH STADIUM • 8-19

Yadier Molina capped a two-run, ninth-inning rally with a game-ending RBI single off Joakim Soria in St. Louis' 3-2 win ... the White Sox entered the bottom of the ninth with a 2-1 lead before Soria surrendered a game-tying home run to Matt Carpenter ... Yoán Moncada gave the Sox a 2-1 lead with a two-run double in the fourth ... James Shields received a ND despite allowing one run, a leadoff homer to Tommy Pham, with zero walks and four strikeouts in 6.0 IP ... he retired 15 straight Cardinals following Pham's homer ... Soria was charged with his second blown save and first loss.

CARDINALS 3, WHITE SOX 2 MAY 2 • BUSCH STADIUM • 8-20

Carlos Martínez snapped a 0-0 tie with a solo home run in the sixth inning, and Dexter Fowler added a two-run shot in the seventh in the Cardinals' 3-2 win, clinching a series sweep ... the White Sox scored twice in the eighth to cut the deficit to one but were retired in order in the ninth ... Lucas Giolito fell to 1-4 after allowing three runs on four hits, including two home runs, with two walks and seven strikeouts in 6.1 IP.

WHITE SOX 6, TWINS 5 MAY 3 • GUARANTEED RATE FIELD • 9-20

Trayce Thompson hit a game-ending, solo home run off Addison Reed in the bottom of the ninth inning to cap the White Sox 6-5, comeback win over Minnesota ... the Twins held an early 5-1 lead before the Sox scored two runs in the fourth and single runs in the fifth and sixth ... Matt Davidson recorded a game-tying double in the sixth ... starter Reynaldo López received a no decision after allowing five runs (four earned) on six hits with two walks and zero strikeouts in 6.2 IP ... he retired nine of the final 10 Twins he faced ... Nate Jones (0.2 IP) earned his second win ... Daniel Palka connected on his second home run.

TWINS 6, WHITE SOX 4 MAY 4 • GUARANTEED RATE FIELD • 9-21

Minnesota hit four home runs off Carson Fulmer and held the White Sox scoreless over the final five innings in its 6-4 win ... José Abreu gave the Sox an early 2-0 lead with a two-run home run in the first before Eduardo Escobar (two), Bryan Dozier and Logan Morrison homered for the Twins in the second and third ... Fulmer fell to 2-2 after allowing five runs (four earned) on seven hits with two walks and six strikeouts in 3.2 IP ... Sox relievers allowed one run on five hits with five strikeouts in 5.1 IP ... Yolmer Sánchez and Abreu (three RBI) both recorded three-hit efforts, and Leury Garcia hit his first home run of the season.

TWINS 8, WHITE SOX 4 MAY 5 • GUARANTEED RATE FIELD • 9-22

Minnesota scored multiple runs in three of the first four innings, and recorded 19 baserunners overall in its 8-4 victory ... the Twins scored three times in the first, three in the third and twice in fourth, and held an 8-2 lead after six ... the Sox went 3-10 with RISP, left five runners on base, did not record a walk and struck out 11 times ... Héctor Santiago suffered the loss in his second start of the season after allowing eight runs on six hits and six walks in 3.1 IP ... Chicago's bullpen combined to work 5.2 scoreless IP ... Tim Anderson went 3-4 and recorded his second career multihomer game (also Opening Day at Kansas City).

STAFF

PLAYERS 1

PLAYERS 2

40-MAN ROSTER

2018 REVIEW

OPPONENTS

CHRONOLOGY

MINOR LEAGUES

TWINS 5, WHITE SOX 3 MAY 6 • GUARANTEED RATE FIELD • 9-23

Minnesota scored in each of the final three innings, including Max Kepler's game-winning, RBI groundout in the eighth en route to a 5-3 win, clinching a four-game series victory ... James Shields retired the first 16 batters of the game and took a no-hitter into the seventh before surrendering a one-out single to Eduardo Escobar ... the Sox bullpen allowed two runs on two hits in 2.1 IP and was charged with the loss and blown save ... José Rondón (2-4) made his first start with Chicago.

PIRATES 10, WHITE SOX 6 MAY 8 • GUARANTEED RATE FIELD • 9-24

Pittsburgh erased an early 4-0 deficit by scoring nine runs over the first six innings en route to a 10-6 victory ... the White Sox scored four times in the first with six of the first seven hitters reaching base ... the Pirates tied the game with four runs in the second and scored three times in the fifth and twice in the sixth to take the lead for good ... starter Lucas Giolito received a ND despite allowing four runs on seven hits with two walks over 4.0 IP (98 pitches) ... Chris Volstad (3 ER/1.0 IP) suffered the loss ... Wellington Castillo recorded his second career multihomer game.

PIRATES 6, WHITE SOX 5 MAY 9 • GUARANTEED RATE FIELD • 9-25

Colin Moran capped a ninth-inning rally with a game-winning, two-run home run off Nate Jones in Pittsburgh's 6-5 win ... the White Sox led 5-2 entering the ninth before Jones surrendered singles to Starling Marte and Josh Bell and a two-run double to Elias Diaz before Moran's homer ... Jones (4 ER/1.0 IP) was charged with his first loss and second blown save ... Reynaldo López received a ND despite allowing just two runs on three hits in 7.1 IP ... he retired the first 10 Pirates of the game, and allowed a pair of homers in the sixth ... Daniel Palka went 3-3 with a home run (No. 3), and Tim Anderson connected on his seventh homer of the season.

CUBS 11, WHITE SOX 2 MAY 11 • WRIGLEY FIELD • 9-26

The Cubs recorded 15 hits, including seven extra-base hits, and walked seven times in their 11-2 win over the White Sox ... the Cubs took an early 5-0 lead in the first inning off Sox starter Carson Fulmer on a grand slam by Willson Contreras ... the White Sox scored their runs on Daniel Palka's RBI double in the fourth and José Abreu's RBI single in the fifth ... Fulmer worked 1.2 IP, allowing five runs on three hits with four walks and three strikeouts.

CUBS 8, WHITE SOX 4 MAY 12 • WRIGLEY FIELD • 9-27

José Abreu grounded out to first base with the bases loaded as the Cubs stymied the White Sox rally in their 8-4 victory ... the Sox loaded the bases on Leury Garcia's single, Trayce Thompson's reach-on-an-error and Tim Anderson's walk before Brandon Morrow retired Abreu, who represented the tying run ... the Cubs led 5-0 after two innings, highlighted by Anthony Rizzo's three-run home run ... the Cubs added three more in the seventh before the White Sox responded with three in the eighth on Matt Davidson's three-run homer (No. 10) ... James Shields suffered the loss after allowing five runs on seven hits with three walks and four strikeouts in 6.0 IP.

MAY GAME RECAPS

WHITE SOX 5, CUBS 3 MAY 13 • WRIGLEY FIELD • 10-27

Bruce Rondón retired Ben Zobrist with the tying run on first base to end the game as the White Sox avoided a three-game sweep with a 5-3 win over the Cubs at Wrigley Field ... the Sox became the final MLB team to reach 10 wins in 2018 ... trailing 3-2 entering the sixth, Nicky Delmonico tied the game with a RBI triple and Matt Davidson gave the Sox the lead with a sacrifice fly ... Lucas Giolito earned the win after allowing three runs on two hits with a career-high seven walks and three wild pitches in 5.2 IP ... three Sox relievers combined to allow one hit with four strikeouts in 3.1 scoreless IP.

PIRATES 7, WHITE SOX 0 MAY 15 • PNC PARK • 10-28

Pittsburgh scored four times in the first inning and twice in the second en route to a 7-0 win ... Chicago was shut out for the fifth time this season, and second on the road ... Reynaldo López (loss) surrendered six runs on seven hits with zero strikeouts in a career-low 2.0 IP ... he allowed four straight hits to open the first, including a leadoff homer to Adam Frazier ... Chris Beck worked a career-high 3.2 IP in relief, allowing one run on zero hits and one hit-by-pitch .

PIRATES 3, WHITE SOX 2 MAY 16 • PNC PARK • 10-29

José Abreu grounded out with the tying run on first base to end the game as Pittsburgh completed a sweep with a 3-2 win ... Leury García (No. 2) gave the White Sox a 1-0 lead with a solo home run in the second but the Pirates answered with two runs in the bottom half of the second ... Yolmer Sánchez (No. 2) tied the game with a solo homer in the fifth but pinch-hitter Josh Bell recorded a game-winning, RBI single in the seventh off reliever Joakim Soria ... starter Héctor Santiago received a no decision despite allowing two runs on two hits with two strikeouts over 5.0 IP ... Abreu extended his interleague hitting streak to 15 games.

WHITE SOX 4, RANGERS 2 MAY 17 • GUARANTEED RATE FIELD • 11-29

Wilmington Castillo capped a four-run rally with a game-winning, two-run single in the eighth inning, and Nate Jones induced Ronald Guzman to ground out with the tying runs on base to end the game as Chicago earned a 4-2 comeback win over Texas ... the Sox trailed 2-0 entering the eighth and had nobody on base with two outs before scoring four times ... Yoán Moncada scored on a José Leclerc error and Matt Davidson drew a game-tying, bases loaded walk to set up Castillo's heroics ... James Shields earned a ND despite allowing just one run on three hits with a season-high eight strikeouts over a season-high 7.1 IP.

RANGERS 12, WHITE SOX 5 MAY 18 • GUARANTEED RATE FIELD • 11-30

Texas scored nine runs over the first three innings and held the White Sox scoreless in the final five en route to a 12-5 victory ... the Sox cut the Rangers lead to 5-3 in the third before Shin-Soo Choo hit a grand slam off reliever Chris Volstad ... Carson Fulmer suffered his fourth loss after allowing eight runs on three hits and five walks in 2.0 IP ... he hit Delino DeShields to start the game and allowed five of the first six hitters to reach ... Tim Anderson (2-4, 2 RS, BB), Daniel Palka (2-5) and José Abreu (2-4, 2B, 2 RS, BB) all recorded multihit efforts .

WHITE SOX 5, RANGERS 3 MAY 19 • GUARANTEED RATE FIELD • 12-30

The White Sox overcame an early three-run deficit by scoring five unanswered runs and holding the Rangers scoreless over the final six innings in their 5-3 win ... the Sox scored four times in the third inning to take a 4-3 lead, highlighted by RBI singles by José Abreu and Matt Davidson and a two-run triple by Daniel Palka ... Lucas Giolito earned his second straight win, allowing three runs (two earned) on four hits in 6.0 IP ... Chicago's bullpen combined to allow just one hit in 3.0 scoreless IP ... Jace Fry retired all four batters he faced, extending his scoreless and hitless streak to 7.1 IP to start the season ... Abreu added a solo home run in the seventh for his 300th career extra-base hit ... he reached the mark in 655 games, the second-fastest in club history behind Frank Thomas (626 games).

WHITE SOX 3, RANGERS 0 MAY 20 • GUARANTEED RATE FIELD • 13-30

Reynaldo López threw a career-high 8.0 scoreless IP and earned his first win of 2018 as Chicago recorded its second shutout of the season with a 3-0 victory over Texas ... the White Sox recorded its first home series win of the year ... Wellington Castillo gave the White Sox an early 1-0 lead with his sixth home run of the season in the second inning ... Leury García added a two-run single in the third ... López allowed two hits, struck out eight and walked two ... he threw a career-high 107 pitches (68 strikes) ... Jace Fry recorded his first career save with a 1-2-3 ninth, extending his scoreless and hitless streak to 8.1 IP to begin 2018.

BALTIMORE 3, WHITE SOX 2 MAY 21 • GUARANTEED RATE FIELD • 13-31

Trayce Thompson struck out with the bases loaded in the ninth inning to end the White Sox rally as Baltimore held on for a 3-2 win ... the Orioles recorded solo home runs in three consecutive innings (fourth-sixth) ... the Sox outhit Baltimore, 10-5 ... José Abreu and Leury García recorded RBI doubles to drive in the only runs for Chicago ... Héctor Santiago suffered the loss, allowing three runs on five hits over 6.0 IP ... he recorded his first quality start since 5/9/17 at the White Sox with Minnesota ... Luis Avilán (1.0 IP), Bruce Rondón (1.0) and Joakim Soria (1.0) did not allow a hit over three innings of relief.

WHITE SOX 3, BALTIMORE 2 MAY 22 • GUARANTEED RATE FIELD • 14-31

Nate Jones retired the final two batters of the game with the tying and go-ahead runs on base to close Chicago's 3-2 win ... the White Sox trailed, 2-0, entering the bottom of the eighth inning but scored three times to record just their fourth victory of the season when trailing after seven ... Daniel Palka opened the eighth with a triple and Wilmington Castillo followed with a RBI single ... after a José Rondón single and steal and an Adam Engel walk, Yoán Moncada hit a game-tying sacrifice fly and Yolmer Sánchez a game-winning, RBI single ... James Shields received a no decision despite allowing two runs on five hits over 7.0 IP ... he moved into solo possession of 69th place in MLB history with 2,121 strikeouts.

OVERVIEW

STAFF

PLAYERS 1

PLAYERS 2

40-MAN ROSTER

2018 REVIEW

OPPONENTS

CHRONOLOGY

MINOR LEAGUES

MAY GAME RECAPS

OVERVIEW

WHITE SOX 11, BALTIMORE 1 MAY 23 • GUARANTEED RATE FIELD • 15-31

The White Sox scored nine times from the third through the fifth inning and limited the Orioles to six singles in their 11-1 win ... the Sox scored four times in the fourth, highlighted by Yoán Moncada's three-run home run ... Yolmer Sánchez and José Abreu added RBI singles in the fourth, Adam Engel hit a two-run homer in the fifth and José Rondón connected on his first MLB home run in the seventh ... Dylan Covey earned his first MLB win after allowing just one run on six hits with one walk and eight strikeouts over 7.0 IP ... he was winless in his first 13 career starts with the White Sox, the longest streak in franchise history ... Engel matched his career high with four hits (second time).

STAFF

PLAYERS 1

BALTIMORE 9, WHITE SOX 3 MAY 24 • GUARANTEED RATE FIELD • 15-32

Baltimore scored multiple runs in each of the first three innings, and limited Chicago to two hits in its 9-3 victory ... they recorded nine hits (two homers), and walked six times over the first three frames ... Giolito worked a career-low 1.1 IP and allowed seven runs on six hits, including two homers, with three walks and two strikeouts ... the Sox bullpen combined to allow two runs on six hits in 7.2 IP ... José Rondón (three-run shot) homered in his second straight game ... the White Sox two hits matched a season low (second time), and their 14 strikeouts matched a season high (fourth time).

PLAYERS 2

40-MAN ROSTER

TIGERS 5, WHITE SOX 4 MAY 25 • COMERICA PARK • 15-33

Jeimer Candelario capped a three-run, eighth-inning rally with a game-winning RBI single off Bruce Rondón in Detroit's 5-4 win ... José Iglesias opened the eighth with a double, Leonys Martin drove him in with a RBI single and Nicholas Castellanos added a run-scoring single to set up Candelario's heroics ... Reynaldo López received a no decision despite allowing two runs on five hits with three walks and three strikeouts over 7.0 IP ... his 11.0 IP scoreless streak was snapped in the fourth ... Rondón suffered his first blown save and third loss of the season ... Tim Anderson went 3-4 with a homer (No. 8) and two RBI, José Abreu was 2-5 with a RBI and Trayce Thompson went 1-4 with a RBI.

2018 REVIEW

OPPONENTS

WHITE SOX 8, TIGERS 4 MAY 26 • COMERICA PARK • 16-33

Chicago hit four home runs, including two by Tim Anderson and one by José Abreu, in its 8-4 win over Detroit ... Anderson hit a solo homer in the fifth and added a three-run shot in the sixth for his third career multihomer game ... his four RBI also established a career high ... Abreu went 4-4 with two doubles, a homer and two RBI ... the four hits matched a career high (10th time), and gave him seven multihit efforts over his last nine games ... Héctor Santiago earned his first win of 2018, allowing three runs (two earned) on seven hits over 5.0 IP ... four White Sox relievers combined to allow one unearned run in 4.0 IP ... Daniel Palka went 2-5, including his fourth homer (111 mph exit velocity) ... C Alfredo González (0-4) made his MLB debut.

CHRONOLOGY

MINOR LEAGUES

TIGERS 3, WHITE SOX 2 MAY 27 • COMERICA PARK • 16-34

The White Sox lost its fourth straight road series as they fell to Detroit, 3-2 ... José Rondón hit a two-out, solo home run, his third in his last four games, in the ninth inning to bring Chicago within one run ... Daniel Palka reached on an infield single with two outs, but Yoán Moncada struck out to end the game ... James Shields suffered the loss despite recording his third consecutive quality start (sixth in 2018) ... he allowed three runs on three hits and three walks with four strikeouts over 7.0 IP ... Yolmer Sánchez (2-4) recorded his fifth triple of the season ... Aaron Bummer (1.0 IP) made his sixth straight scoreless outing.

CLEVELAND 9, WHITE SOX 6 MAY 28 • PROGRESSIVE FIELD • 16-35

Cleveland scored five runs in the fifth inning to overcome a three-run deficit in their series-opening, 9-6 win over Chicago ... the White Sox owned an early 5-2 lead, highlighted by Matt Skole and Tim Anderson hitting back-to-back home runs in the fourth (second time this season) ... the Sox allowed five runs on three hits and three errors in the fifth ... Skole went 2-3 with a home run, RBI and two runs scored in his major-league debut ... Dylan Covey received a no decision, allowing five runs (two earned) on five hits over 4.1 IP ... Chris Volstad (1 ER/0.0 IP) suffered his third loss of the season after allowing a game-winning, bases-clearing double to Edwin Encarnacion in the fifth ... Charlie Tilson collected his first career RBI with a sacrifice fly in the second.

CLEVELAND 7, WHITE SOX 3 MAY 29 • PROGRESSIVE FIELD • 16-36

The White Sox lost their fifth consecutive road series as they fell to Cleveland, 7-3 ... Daniel Palka connected on his fifth home run of the season, a 411-foot, solo shot in the ninth inning ... Yolmer Sánchez recorded his MLB-leading sixth triple ... Lucas Giolito suffered the loss, allowing five runs on nine hits over 6.0 IP ... he did not issue a walk for the first time this season ... the Sox went 2-10 with RISP and left six runners on base.

CLEVELAND 9, WHITE SOX 1 MAY 30 • PROGRESSIVE FIELD • 16-37

Cleveland completed a three-game sweep of the White Sox with a 9-1 victory at Progressive Field ... Reynaldo López suffered the loss, allowing seven runs on eight hits over 2.2 IP ... Luis Avilán, Bruce Rondón, Jace Fry, Nate Jones and Joakim Soria each threw 1.0 scoreless IP in relief ... the White Sox avoided the shutout on Yolmer Sánchez's home run in the ninth, a 449-foot shot off Ben Taylor ... the Sox lost for the 13th time in their last 15 road games.

May Day José

José Abreu batted .330 (35-106) with 15 doubles, three home runs and 19 RBI over 27 games in May ... his 15 doubles set a franchise record for the month, passing Alexei Ramírez (14 in May 2011).

JUNE GAME RECAPS

OVERVIEW

WHITE SOX 8, BREWERS 3 JUNE 1 • GUARANTEED RATE FIELD • 17-37

Tim Anderson's two-run triple off Matt Albers highlighted a three-run sixth inning as the White Sox rallied from an early 3-0 deficit to defeat Milwaukee, 8-3, ending a four-game losing streak ... after the Brewers took a 3-0 lead, the Sox tied the game with three runs in the third ... the game remained tied until José Abreu started the winning rally with a two-out single off Chase Anderson to end an 0-16 streak ... the Sox went 6-8 with RISP, and every starter collected at least one hit, including two each from Abreu and Adam Engel ... Chris Volstad (2.1 IP), Luis Avilán (0.1), Joakim Soria, Bruce Rondón and Nate Jones (1.0 apiece) combined for 5.2 scoreless IP in relief of starter Héctor Santiago (3 ER/3.1 IP).

STAFF

PLAYERS 1

BREWERS 5, WHITE SOX 0 JUNE 2 • GUARANTEED RATE FIELD • 17-38

Jhoulys Chacín combined with two relievers on a five-hitter as Milwaukee recorded a 5-0 victory over the White Sox ... the Brewers broke open a 1-0 game with one run in the seventh inning and three in the eighth ... James Shields suffered the loss despite making his fourth straight quality start, allowing three runs (all solo homers) on eight hits over 7.0 IP ... Shields owns a 2.86 ERA (9 ER/28.1 IP) over his last four starts ... José Abreu extended his interleague hitting streak to 18 games.

PLAYERS 2

40-MAN ROSTER

WHITE SOX 6, BREWERS 1 JUNE 3 • GUARANTEED RATE FIELD • 18-38

Pinch-hitter Daniel Palka broke a 1-1 tie with a go-ahead, two-run home run off Matt Albers, and Adam Engel followed with a solo shot off Albers as the White Sox won the deciding game of the series, 6-1, vs. Milwaukee ... Dylan Covey, a former first-round draft pick of the Brewers, posted a no decision, allowing one unearned run on four hits with seven strikeouts over 5.0 IP to lower his ERA to 2.82 ... Luis Avilán (0.2 IP), Chris Volstad (0.1), Joakim Soria, Jace Fry and Chris Beck (1.0 apiece) combined for 4.0 scoreless IP in relief, with Volstad earning his first win of the season ... Alfredo González recorded his first major-league hit, a game-tying single off Brent Suter in the fifth inning.

2018 REVIEW

OPPONENTS

TWINS 5, WHITE SOX 2 JUNE 5-1 • TARGET FIELD • 19-38

In the opener of a straight doubleheader, Eduardo Escobar capped a four-run, eighth inning rally with a three-run homer off Nate Jones as the Twins defeated the Sox, 4-2 ... Reynaldo López posted a no decision despite holding the Twins scoreless on one hit over 7.0 IP ... was the first of three rescheduled games that were postponed from 4/13-15 due to snow.

CHRONOLOGY

WHITE SOX 6, TWINS 3 JUNE 5-2 • TARGET FIELD • 19-39

José Abreu's two-run homer off Zack Littell highlighted a four-run first inning and the White Sox went on to record a 6-3 victory over Minnesota to salvage a split of the doubleheader ... Yolmer Sánchez hit a pair of doubles, including a two-run shot in the fourth to give the Sox a 6-2 lead ... Lucas Giolito earned his fourth victory, allowing two runs on six hits over 6.0 IP ... Joakim Soria recorded the final four outs for his fifth save and first since 4/27 at Kansas City.

MINOR LEAGUES

WHITE SOX 5, TWINS 2 JUNE 6 • TARGET FIELD • 20-39

Tim Anderson's two-run single highlighted a four-run, sixth-inning rally as the White Sox recorded a 5-2 victory at Minnesota ... trailing, 2-1, entering the sixth, the Sox loaded the bases on singles by Yolmer Sánchez, José Abreu and Kevan Smith ... after a wild pitch scored Sánchez with the tying run, Anderson followed with his game-winning single off Ryan Pressly ... Héctor Santiago (2 ER/5.0 IP) earned the victory, while Bruce Rondón (1.1 IP), Jace Fry (0.2), Nate Jones (1.0) and Joakim Soria (1.0) combined for 4.0 scoreless IP in relief.

TWINS 7, WHITE SOX 2 JUNE 7 • TARGET FIELD • 20-40

José Berríos struck out 10 batters in a complete-game effort as Minnesota salvaged a four-game split with a 7-2 victory over the White Sox ... Berríos retired the first 14 batters before Omar Narváez doubled with two outs in the fifth inning ... Narváez collected two of Chicago's six hits ... Yoán Moncada and José Abreu hit RBI doubles in the sixth inning to account for the Sox runs ... James Shields suffered the loss, allowing seven runs on eight hits over 6.0 IP ... Xavier Cedeño threw 1.0 scoreless IP in his Sox debut.

WHITE SOX 1, RED SOX 0 JUNE 8 • FENWAY PARK • 21-40

Dylan Covey combined with three relievers on a three-hitter as the White Sox ended a five-game losing streak at Fenway Park with a 1-0 victory ... Covey allowed three hits with one walk and seven strikeouts over 6.0 IP to lower his season ERA to 2.22 ... he retired 12 straight batters in one stretch from the first-fourth innings ... Jace Fry, Nate Jones and Joakim Soria each threw 1.0 scoreless IP in relief ... Trayce Thompson drove in Kevan Smith for the game's only run with a one-out single off Chris Sale in the seventh inning.

RED SOX 4, WHITE SOX 2 JUNE 9 • FENWAY PARK • 21-41

The White Sox committed three errors, leading to a pair of unearned runs, in a 4-2 loss to the Red Sox ... Chicago scored twice in the first inning, including an RBI double by José Abreu but Boston answered with one run each in the first and second and two in the fifth ... the White Sox mounted a threat in the eighth, but Matt Barnes retired Kevan Smith on a flyout with two runners on base to end the inning ... Carlos Rodón suffered the loss in his season debut, allowing four runs (two earned) on six hits over 5.0 IP ... Xavier Cedeño (1.0 IP), Chris Volstad (1.1) and Luis Avilán (0.2 IP) combined for 3.0 scoreless IP in relief.

WHITE SOX 5, RED SOX 2 JUNE 10 • FENWAY PARK • 22-41

Reynaldo López combined with three relievers on a seven-hitter as the White Sox defeated Boston, 5-2, in the deciding game of the series at Fenway Park ... López earned the victory, holding the Red Sox to two runs (one earned) on six hits over 6.1 IP to lower his ERA to 3.26 ... Nate Jones (0.1 IP) and Jace Fry (1.1) posted holds, and Joakim Soria pitched a scoreless ninth for his eighth save and fourth on the trip ... Daniel Palka hit a two-run double in the ninth inning to break open a 3-2 game.

JUNE GAME RECAPS

INDIANS 4, WHITE SOX 0 JUNE 11 • GUARANTEED RATE FIELD • 22-42

Carlos Carrasco combined with three relievers on a two-hitter as Cleveland shut out the White Sox, 4-0, in the series opener ... Lucas Giolito suffered the loss, allowing four runs on four hits and four walks over 5.0 IP ... Xavier Cedeño, Luis Avilán, Bruce Rodón and Héctor Santiago (1.0 IP each) combined for 4.0 scoreless IP in relief, extending the bullpen's scoreless streak to 19.2 IP ... Kevan Smith and Charlie Tilson collected the only hits for the White Sox, who were shut out for the seventh time this season and held to a season-low tying two hits.

WHITE SOX 5, INDIANS 1 JUNE 12 • GUARANTEED RATE FIELD • 23-42

James Shields combined with four relievers on a five-hitter, and Yoán Moncada and Yolmer Sánchez led off the first inning with back-to-back homers as the White Sox ended a five-game losing streak to Cleveland with a 5-1 victory ... Shields earned his second victory of the season (first since Opening Day), allowing one run on four hits and no walks over 7.0 IP ... Jace Fry pitched a 1-2-3 eighth inning, and Joakim Soria stranded two inherited runners for his ninth save and fifth in a row.

WHITE SOX 3, INDIANS 2 JUNE 13 • GUARANTEED RATE FIELD • 24-42

With runners on first and second and one out in the ninth inning, Joakim Soria induced Michael Brantley to ground into a game-ending double play as the White Sox held on for a 3-2 victory over the Indians ... it marked Chicago's first victory since 7/25/67 vs. Cleveland in which they were out-hit by 10 or more ... Dylan Covey earned the win, allowing two runs on 10 hits (all singles) over a career-high tying 7.0 IP ... Jace Fry posted his eighth hold, striking out Melky Cabrera and Jason Kipnis to strand two runners in the eighth ... Soria earned his 10th save and sixth in a row.

INDIANS 5, WHITE SOX 2 JUNE 14 • GUARANTEED RATE FIELD • 24-43

José Ramírez snapped a 2-2 tie with a two-run home run off Chris Volstad in the sixth inning as Cleveland defeated the White Sox, 5-2, to salvage a split of the four-game series ... Ramírez's homer ended the Sox bullpen's streak of 24.2 consecutive scoreless IP, which was the longest in the majors in 2018 and their longest since 7/31-8/12/91 (31.1) ... Carlos Rodón posted a no decision in his second start of the season, allowing two runs on two hits over 5.0 IP ... José Abreu gave the White Sox a 2-1 lead with a two-run homer off Mike Clevinger in the first, tying Minnie Miñoso for 12th place in Sox history with 135.

TIGERS 4, WHITE SOX 3 JUNE 15 • GUARANTEED RATE FIELD • 24-44

John Hicks singled leading off the eighth inning and scored the winning run on a fielder's choice as Detroit defeated the White Sox, 4-3, in the series opener ... Omar Narváez hit a three-run homer, his first of the season, off Mike Fiers in the sixth to tie the game at 3-3 ... Reynaldo López posted a no decision, allowing three runs on nine hits over 6.0 IP ... Xavier Cedeño, Bruce Rondón and Luis Avilán each threw 0.1 scoreless IP in relief.

TIGERS 7, WHITE SOX 5 JUNE 16 • GUARANTEED RATE FIELD • 24-45

José Iglesias hit an infield single to score Victor Reyes with the go-ahead run in the eighth inning, and Niko Goodrum followed with a bases-loaded walk, both off Bruce Rondón, as Detroit defeated the White Sox, 7-5 ... the Sox overcame a 5-0 deficit by scoring four runs in the fifth and once in the sixth ... with the bases loaded and two outs in the seventh, José Abreu grounded into a fielder's choice ... Lucas Giolito posted a no decision, allowing five runs on six hits over 5.1 IP ... all five runs scored on a pair of homers by Nicholas Castellanos ... Jace Fry (1 ER/1.0 IP) suffered the loss ... Kevan Smith went 2-4 with a run scored, Charlie Tilson hit a two-run single, and Yolmer Sánchez hit his major-league leading eighth triple of the season.

TIGERS 3, WHITE SOX 1 JUNE 17 • GUARANTEED RATE FIELD • 24-46

Detroit completed its second consecutive three-game sweep of the White Sox at Guaranteed Rate Field with a 3-1 victory over the Sox ... James Shields (3 ER/6.0 IP) suffered the loss despite making the eighth quality start in his last 10 outings ... Luis Avilán (0.2 IP), Chris Volstad (1.1) and Héctor Santiago (1.0) combined for 3.0 scoreless IP in relief ... Matt Davidson hit his first home run since 5/13 at the Cubs, a solo shot off Blaine Hardy, and Tim Anderson, Kevan Smith and Daniel Palka collected two hits apiece ... the White Sox fell to 1-8 against Detroit, their worst start in the series since 1988 (also 1-8).

INDIANS 6, WHITE SOX 2 JUNE 18 • PROGRESSIVE FIELD • 24-47

The White Sox committed three errors in the first three innings as Cleveland built a 4-0 lead en route to a 6-2 victory ... Dylan Covey suffered the loss, allowing five runs (four earned) on six hits and five walks over 5.0 IP ... Joakim Soria pitched a 1-2-3 eighth inning for his 10th straight scoreless appearance ... Yolmer Sánchez ended Cleveland's shutout bid with an RBI single in the eighth inning, and Matt Davidson hit a solo home run in the ninth (No. 13), his second in as many games following a 19-game drought.

INDIANS 6, WHITE SOX 3 JUNE 19 • PROGRESSIVE FIELD • 24-48

José Abreu, representing the tying run, flied out to right field to end the game as a late White Sox rally fell short in a 6-3 loss to Cleveland ... Carlos Rodón suffered the loss, allowing four runs on five hits over 6.1 IP ... Xavier Cedeño made his seventh straight scoreless appearance since joining the White Sox on 6/7 ... Yoán Moncada hit a pair of doubles, including a two-run shot off Zach McAllister in the ninth to pull the Sox within, 6-3 ... Charlie Tilson added a career-high three hits.

Bullish Bullpen

The White Sox bullpen threw 24.2 consecutive scoreless IP from the ninth inning of 6/5-2 to the sixth inning of 6/14 ... the scoreless streak was the Sox longest since 7/31-8/12/91 (31.1 IP) ... source: STATS LLC.

OVERVIEW

STAFF

PLAYERS 1

PLAYERS 2

40-MAN ROSTER

2018 REVIEW

OPPONENTS

CHRONOLOGY

MINOR LEAGUES

JUNE GAME RECAPS

OVERVIEW

INDIANS 12, WHITE SOX 0 JUNE 20 • PROGRESSIVE FIELD • 24-49

Corey Kluber combined with two relievers on a two-hitter as Cleveland completed its second three-game home sweep of the White Sox this season with a 12-0 victory ... Reynaldo López (4 ER/4.1 IP) suffered the loss to fall to 0-2 with a 14.14 ERA (11 ER/7.0 IP) in two starts against Cleveland in 2018 ... Bruce Rondón gave up six runs in 1.0 IP of relief ... Omar Narváez (second-inning single) and José Abreu (ninth-inning double) collected the only hits for the Sox, who were shut out for the eighth time this season ... the Sox lost their seventh straight game in Cleveland.

STAFF

ATHLETICS 11, WHITE SOX 2 JUNE 22-1 • GUARANTEED RATE FIELD • 24-50

The White Sox split a doubleheader vs. Oakland with James Shields suffering the loss in the opener, allowing a season-high eight runs (two earned) on five hits over 4.2 IP, ending his streak of 11 consecutive starts of at least 6.0 IP ... Juan Minaya threw 2.0 scoreless IP in relief.

PLAYERS 1

PLAYERS 2

WHITE SOX 6, ATHLETICS 4 JUNE 22-2 • GUARANTEED RATE FIELD • 25-50

The Sox ended a season-high, eight-game losing streak and a six-game slide to Oakland with a 6-4 victory ... Lucas Giolito earned the win, allowing four runs on seven hits with a season-high eight strikeouts over a career-high tying 7.0 IP ... after giving up a run on two hits and one walk in the first inning, Giolito retired 18 of the next 22 hitters before yielding consecutive hits to open the eighth ... Xavier Cedeño (1.0) made his eighth straight scoreless appearance for his second hold, and Joakim Soria pitched a 1-2-3 ninth for his 11th save and seventh in a row to extend his streak to 14 straight appearances without allowing an earned run ... Omar Narváez tied his career-high with three hits (third time).

40-MAN ROSTER

2018 REVIEW

ATHLETICS 7, WHITE SOX 6 JUNE 23 • GUARANTEED RATE FIELD • 25-51

Pinch-hitter Nick Martini recorded his first major-league hit, a game-winning RBI single off Juan Minaya in the eighth inning, as Oakland overcame a 5-0 deficit to defeat the White Sox, 7-6 ... the Sox scored five runs in the first inning, including a three-run home run from Tim Anderson, but the A's rallied for two runs in the second and three in the fifth to tie the game ... Jace Fry threw 2.0 scoreless IP in relief to lower his ERA to 2.05.

OPPONENTS

WHITE SOX 10, ATHLETICS 3 JUNE 24 • GUARANTEED RATE FIELD • 26-51

Carlos Rodón allowed two runs over 8.0 IP, and Yoán Moncada recorded a career-high six RBI as the White Sox posted a 10-3 victory over Oakland to salvage a split of the four-game series ... Rodón earned his first victory since 8/21/17 vs. Minnesota, allowing seven hits with no walks and three strikeouts while matching his career high in IP (fourth time) ... Moncada hit a three-run double in the fifth inning and a three-run homer (No. 10) off Liam Hendriks in the sixth ... his six RBI were the most by a Sox second baseman since Tadahito Iguchi's seven on 6/25/06 vs. Houston ... each starter collected at least one hit for the White Sox, who scored 10-plus runs for the fifth time in 2018.

CHRONOLOGY
MINOR LEAGUES

WHITE SOX 8, TWINS 4 JUNE 26 • GUARANTEED RATE FIELD • 27-51

Yolmer Sánchez matched his career high with four RBI, as the White Sox rallied for an 8-4 victory over Minnesota ... Leury García tied his career high with three hits ... for the second straight game, the Sox collected 12 hits, and each starter reached base safely ... Reynaldo López earned the victory, allowing four runs on six hits over 6.1 IP ... Luis Avilán (0.1 IP), Juan Minaya (0.1), Jace Fry (1.0) and Joakim Soria (1.0) combined for 2.2 scoreless IP in relief ... Soria made his 12th straight scoreless appearance.

WHITE SOX 6, TWINS 1 JUNE 27 • GUARANTEED RATE FIELD • 28-51

James Shields threw 7.0 scoreless IP, and José Abreu and Avisail García both homered as the White Sox won their third straight game, 6-1, vs. Minnesota ... Shields allowed four hits, walked two and struck out five to lower his ERA to 2.56 ERA (15 ER/52.2 IP) over his last eight home starts (seven quality) ... García homered for the second straight game ... Xavier Cedeño (1.0 IP) made his 10th straight scoreless appearance to begin his Sox career ... the Sox collected 12 hits for the third game in a row.

TWINS 2, WHITE SOX 1 (13 INNINGS) JUNE 28 • GUARANTEED RATE FIELD • 28-52

Max Kepler drew a bases-loaded walk off Héctor Santiago with two outs in the 13th inning, and Minnesota avoided a three-game sweep with a 2-1 victory over the White Sox ... Lucas Giolito posted a no decision, allowing one run on four hits over 6.1 IP ... Luis Avilán (1.1 IP), Bruce Rondón (0.1), Jace Fry (1.0), Joakim Soria (1.0) and Xavier Cedeño (1.0) combined for 4.2 scoreless IP in relief ... the White Sox (0-15) and Twins (0-9) combined to go 0-24 with RISP and left 26 runners on base.

RANGERS 11, WHITE SOX 3 JUNE 29 • GLOBE LIFE PARK • 28-53

Texas scored seven runs in the second inning and three more in the third and went on to record an 11-3 victory over Chicago ... Dylan Covey suffered the loss, allowing a career-high nine runs (eight earned) on eight hits, three walks and three homers over 2.1 IP ... Chris Volstad (1 ER/3.1 IP), Juan Minaya (1.1) and Matt Davidson (1.0) combined to hold the Rangers to one earned run over 5.2 IP ... Davidson pitched a 1-2-3 eighth, becoming the first Sox position player to pitch since Rob Brantly on 9/7/17 vs. Cleveland.

RANGERS 13, WHITE SOX 4 JUNE 30 • GLOBE LIFE PARK • 28-54

Texas scored seven runs in the eighth inning to break open a 6-4 game and went on to post a 13-4 victory over the White Sox ... Carlos Rodón suffered the loss, allowing five runs on six hits over 5.1 IP ... Luis Avilán (2 ER/0.1 IP) and Bruce Rondón (5 ER/0.1 IP) combined to allow all the runs in the eighth ... Matt Davidson matched his career high with three hits (seventh time).

JUNE STATISTICS

BATTER	AVG	G	AB	R	H	TB	2B	3B	HR	RBI	SH	SF	HP	GI							PINCH HIT					
														BB	IBB	SO	SB	CS	DP	E	SLG	OBP	AB	H	HR	RBI
Abreu, J.	.212	28	113	11	24	41	8	0	3	16	0	1	1	6	2	23	0	0	3	2	.363	.256	0	0	0	0
Anderson, T.	.247	28	97	15	24	35	3	1	2	13	0	0	3	6	1	29	5	4	1	2	.361	.311	1	0	0	0
Davidson, M.	.203	21	79	10	16	31	6	0	3	5	0	0	1	9	0	40	0	0	1	0	.392	.292	0	0	0	0
Engel, A.	.228	25	79	8	18	27	6	0	1	7	1	0	5	1	0	21	2	1	0	0	.342	.282	0	0	0	0
García, A.	.270	9	37	6	10	21	0	1	3	5	0	0	0	0	0	11	0	0	0	0	.568	.270	0	0	0	0
García, L.	.333	8	27	3	9	10	1	0	0	1	0	0	0	0	0	6	0	0	0	1	.370	.333	0	0	0	0
RIGHT	.600		5		3	3	0	0	0	0	0	0	0	0	0	0					.600	.600	0	0	0	0
LEFT	.273		22		6	7	1	0	0	1	0	0	0	0	0	6					.318	.273	0	0	0	0
+González, A.	.333	1	3	0	1	1	0	0	0	1	0	0	0	0	0	1	0	0	0	0	.333	.333	0	0	0	0
Moncada, Y.	.197	29	117	12	23	41	5	2	3	15	0	0	1	6	0	45	3	1	1	8	.350	.242	1	0	0	0
RIGHT	.100		20		2	4	0	1	0	0	0	0	0	1	0	8			1		.200	.143	0	0	0	0
LEFT	.216		97		21	37	5	1	3	15	0	0	1	5	0	37			0		.381	.262	1	0	0	0
Narváez, O.	.391	14	46	5	18	24	3	0	1	8	1	0	0	4	0	6	0	0	0	2	.522	.440	1	0	0	0
+Palka, D.	.181	25	72	8	13	22	3	0	2	7	0	0	0	9	0	32	0	0	0	0	.306	.272	5	1	1	3
+Rondón, J.	.235	10	17	1	4	5	1	0	0	0	0	0	0	1	0	9	0	0	0	1	.294	.278	1	0	0	0
Sánchez, Y.	.223	27	103	12	23	39	6	2	2	12	0	1	1	9	0	19	4	0	1	3	.379	.289	1	1	0	0
RIGHT	.294		17		5	6	1	0	0	3	0	0	0	1	0	1					.353	.333	0	0	0	0
LEFT	.209		86		18	33	5	2	2	9	0	1	1	8	0	18			1		.384	.281	1	1	0	0
+Skole, M.	.000	1	2	0	0	0	0	0	0	0	0	0	0	0	0	2	0	0	0	0	.000	.000	0	0	0	0
Smith, K.	.345	15	58	7	20	22	2	0	0	5	0	0	1	1	0	6	1	0	2	1	.379	.367	0	0	0	0
Thompson, T.	.087	17	46	3	4	5	1	0	0	4	1	1	0	3	1	20	1	1	0	0	.109	.140	1	0	0	0
+Tilson, C.	.268	26	82	6	22	25	1	1	0	6	1	0	1	7	0	15	1	3	2	1	.305	.333	0	0	0	0
PITCHERS	.000	29	0	0	0	0	0	0	0	0	0	0	0	0	0	0	0	0	0	3	.000	.000	0	0	0	0
CHICAGO	.234	29	978	107	229	349	46	7	20	105	4	3	14	62	4	285	17	10	11	24	.357	.289	11	2	1	3
OPPONENT	.240	29	980	137	235	397	49	1	37	125	1	8	10	114	6	215	23	4	19	23	.405	.323	14	4	0	2
DH	.221	29	104	14	23	44	9	0	4	10	0	1	0	14	1	44	0	0	1	0	.423	.311	3	1	1	2

PITCHER	W	L	ERA	G	GS	CG	GF	SHO	SV	IP	OPP															
											H	R	ER	HR	HB	BB	IBB	SO	WP	BK	AVG					
Avilán, L.	1	0	5.40	14	0	0	3	0	0	8.1	8	5	5	1	0	3	1	8	1	0	.267					
Beck, C.	0	0	0.00	2	0	0	2	0	0	2.0	2	0	0	0	0	0	0	0	0	0	.250					
+Bummer, A.	0	0	0.00	1	0	0	1	0	0	1.0	1	0	0	0	0	0	0	0	0	0	.333					
Cedeño, X.	0	0	0.00	11	0	0	2	0	0	9.1	3	0	0	0	0	4	0	13	1	0	.107					
Covey, D.	2	2	5.52	6	6	0	0	0	0	29.1	33	21	18	6	1	16	1	22	0	0	.282					
Davidson, M.	0	0	0.00	1	0	0	1	0	0	1.0	0	0	0	0	0	0	0	1	0	0	.000					
+Fry, J.	0	1	2.84	14	0	0	1	0	0	12.2	7	4	4	1	0	5	0	17	0	0	.152					
Giolito, L.	2	1	4.85	5	5	0	0	0	0	29.2	27	16	16	5	0	14	0	21	2	0	.237					
Jones, N.	0	1	0.00	6	0	0	1	0	0	4.1	3	4	0	1	1	4	0	5	0	0	.176					
López, R.	2	1	3.60	5	5	0	0	0	0	30.0	28	14	12	4	2	12	0	23	0	1	.248					
Minaya, J.	0	2	2.25	10	0	0	1	0	0	12.0	9	5	3	0	1	4	0	17	2	0	.188					
Rodón, C.	1	3	4.55	5	5	0	0	0	0	29.2	26	17	15	6	3	9	0	22	2	0	.228					
Rodón, B.	0	0	16.88	12	0	0	1	0	0	8.0	17	15	15	1	0	13	2	12	3	0	.436					
Santiago, H.	1	1	4.24	10	2	0	7	0	0	17.0	18	8	8	1	0	15	1	8	0	0	.277					
Shields, J.	2	4	3.82	6	6	0	0	0	0	37.2	35	22	16	8	1	11	0	28	3	0	.240					
Soria, J.	0	0	0.00	12	0	0	9	0	7	11.2	5	0	0	0	1	2	1	13	0	0	.128					
Volstad, C.	1	1	3.38	10	0	0	0	0	0	13.1	13	6	5	3	0	2	0	5	0	0	.260					
CHICAGO	12	17	4.10	29	29	0	29	1	7	257.0	235	137	117	37	10	114	6	215	14	1	.240					
OPPONENTS	17	12	3.50	29	29	1	28	3	8	257.0	229	107	100	20	14	62	4	285	8	1	.234					

OVERVIEW

STAFF

PLAYERS 1

PLAYERS 2

40-MAN ROSTER

2018 REVIEW

OPPONENTS

CHRONOLOGY

MINOR LEAGUES

JULY GAME RECAPS

OVERVIEW

WHITE SOX 10, RANGERS 5 JULY 1 • GLOBE LIFE PARK • 29-54

The White Sox snapped a 2-2 tie by scoring five runs on five hits in the fifth inning en route to a 10-5 victory at Texas ... Reynaldo López earned his fourth win after allowing two runs on seven hits with three walks and six strikeouts over 6.1 IP ... Joakim Soria (1.2 scoreless IP) earned his 12th save in his 14th consecutive scoreless appearance dating back to 5/30 ... Chicago's 1-4 hitters combined to go 11-18 with four doubles, two triples, eight RBI and eight runs scored.

STAFF

ASTROS 11, WHITE SOX 4 JULY 6 • MINUTE MAID PARK • 30-58

Houston opened up a three-run game by scoring seven times in the eighth inning en route to an 11-4 victory over Chicago ... Lance McCullers Jr. limited the White Sox to one HBP through the first five innings before Adam Engel broke up the no-hit bid with a one-out single in the sixth, and Yolmer Sánchez snapped the shutout with a RBI single ... Reynaldo López suffered the loss after allowing three runs on six hits with five walks over 4.2 IP (97 pitches).

PLAYERS 1

REDS 5, WHITE SOX 3 JULY 2 • GREAT AMERICAN BALL PARK • 29-55

Cincinnati overcame a two-run deficit by scoring four runs in the bottom of the eighth inning off Chris Volstad in its 5-3 victory ... James Shields received a ND despite allowing just one run, a Scott Shebler leadoff home run, on four hits over 6.2 IP ... Avisail García went 2-4 with a solo homer to extend his hitting streak to a career-high 12 games ... José Abreu's 19-game interleague hitting streak came to an end.

PLAYERS 2

WHITE SOX 12, REDS 8 (12 INNINGS) JULY 3 • GREAT AMERICAN BALL PARK • 30-55

Yoán Moncada hit a game-winning, bases-clearing triple in the 12th inning to cap Chicago's comeback in its 12-8 victory ... the White Sox marked their first win of the season when trailing after eight ... Avisail García forced extras with a game-tying, solo homer in the ninth ... Daniel Palka recorded his first career multihomer game ... Lucas Giolito received a ND despite allowing seven runs on eight hits, including three homers, in 5.0 IP ... Sox relievers combined to allow just one run on two hits over 7.0 IP ... seven of the Sox eight position starters registered a hit, including five multihit efforts, in the club's 15-hit, four-homer performance.

40-MAN ROSTER

ASTROS 12, WHITE SOX 6 JULY 7 • MINUTE MAID PARK • 30-59

Chicago cut into an early five-run deficit and trailed by one before Houston scored six times from the sixth through the eighth inning en route to a 12-6 victory at Minute Maid Park ... the Astros led 6-1 but the Sox scored four in the sixth on Matt Davidson's RBI single and Omar Narváez's three-run double ... Houston answered with two runs in the sixth, one in the seventh and three in the eighth off four White Sox pitchers ... James Shields suffered his 10th loss after allowing eight runs on 10 hits, including two home runs, over 5.2 IP.

2018 REVIEW

REDS 7, WHITE SOX 4 JULY 4 • GREAT AMERICAN BALL PARK • 30-56

Cincinnati overcame an early three-run deficit by scoring six runs in the fourth inning and went on to a 7-4 win ... the White Sox took a 3-0 lead on Yoán Moncada's two-run home run in the third and Daniel Palka's solo shot in the fourth ... the Reds responded by scoring six runs in the bottom half, including six consecutive batters reaching base safely ... Covey suffered his fourth loss after allowing six runs on five hits over 3.2 IP ... Avisail García extended his career-high hitting streak to 14.

OPPONENTS

ASTROS 2, WHITE SOX 1 JULY 8 • MINUTE MAID PARK • 30-60

Houston limited the White Sox to two hits over the final four innings, and Héctor Rondón retired the side in order in the ninth to close out a 2-1 win and cap a four-game series sweep ... Marwin González snapped a 1-1 tie with a suicide squeeze bunt in the seventh after Tim Anderson hit a sac fly in the top half ... Lucas Giolito suffered the loss despite allowing two runs on three hits (José Altuve solo homer) over a career-high 7.1 IP ... the Sox went 0-7 with RISP and left eight on base ... Chicago was swept in a season series of seven games or more for the first time in franchise history.

CHRONOLOGY

ASTROS 4, WHITE SOX 3 JULY 5 • MINUTE MAID PARK • 30-57

Yuli Gurriel hit a game-ending, RBI single in the bottom of the ninth off Joakim Soria to cap Houston's 4-3, comeback win ... Chicago entered the bottom of the ninth up 3-2 but the Astros recorded two walks and two singles to set up Gurriel's heroics ... the White Sox erased a two-run deficit in the sixth on Omar Narváez's solo homer and Yolmer Sánchez's RBI double ... Carlos Rodón received a ND (2 ER/6.0 IP; 6 BB, 6 SO) and allowed a two-run home run to José Altuve ... Soria (BS, 3; L, 0-3) had his 15-game scoreless streak snapped.

MINOR LEAGUES

CARDINALS 14, WHITE SOX 2 JULY 10 • GUARANTEED RATE FIELD • 30-61

St. Louis snapped a tie game by scoring 12 unanswered runs over the final six innings in its 14-2 win over Chicago ... Charlie Tilson tied the game with a two-run single in the third before the Cardinals scored in five of the final six frames, including a grand slam by Dexter Fowler in a seven-run sixth ... Dylan Covey suffered his fourth consecutive loss after allowing five runs (four earned) on nine hits over 5.0 IP ... three Sox relievers combined to allow nine runs in 4.0 IP ... Chicago was limited to five hits (zero multihit efforts), walked twice, struck out nine times and went 1-4 with RISP.

WHITE SOX 4, CARDINALS 0 JULY 11 • GUARANTEED RATE FIELD • 31-61

Carlos Rodón worked 7.1 scoreless IP, and the White Sox limited St. Louis to four hits (three singles) in their 4-0 win ... the Sox win snapped their six-game losing streak ... Leury García scored on a Tim Anderson fielders choice to give the Sox a 1-0 lead in the fifth ... Rodón surrendered just three hits and two walks with a season-high matching seven strikeouts (104 pitches) ... he held the Cardinals hitless from the second through the fifth ... Yoán Moncada went 1-3 with a triple to reach five triples, 11 homers and 40 RBI before the All-Star break.

JULY GAME RECAPS

WHITE SOX 9, ROYALS 6 JULY 13 • GUARANTEED RATE FIELD • 32-61

Chicago held off a late Kansas City rally by retiring the last four batters to secure a 9-6, series-opening victory ... the Sox added two runs in the eighth on an Omar Narváez two-run home run for the final margin ... James Shields earned his fourth win after allowing four runs (two earned) on five hits with two walks and seven strikeouts over 6.2 IP ... Joakim Soria worked a perfect ninth for his 14th save ... José Abreu (No. 13) and Leury García (No. 4) hit solo homers for the White Sox ... García and Daniel Palka recorded three-hit games ... Ryan LaMarre went 2-4 with a RBI in his Sox debut.

ROYALS 5, WHITE SOX 0 JULY 14 • GUARANTEED RATE FIELD • 32-62

Kansas City limited Chicago to six singles, including just three hits over the final five innings, in its 5-0 win ... the White Sox were shut out for the ninth time this season ... Jorge Bonifácio gave the Royals an early lead with a two-run home run in the first ... Reynaldo López suffered the loss after allowing five runs on nine hits with seven strikeouts over 7.2 IP.

WHITE SOX 10, ROYALS 1 JULY 15 • GUARANTEED RATE FIELD • 33-62

The White Sox scored in four of the first six innings, including three multi-run frames, en route to a 10-1 win over Kansas City ... the Sox scored nine-plus runs for the second time in the last three games vs. Royals ... Daniel Palka opened the scoring with a two-run home run in the first ... leading 4-0 in the fifth, Yoán Moncada hit a solo homer and Tim Anderson and Kevan Smith added two-run doubles ... Lucas Giolito earned his sixth win after allowing just two hits with three walks and six strikeouts over 6.1 scoreless IP ... it marked his third quality start in the last four outings.

MARINERS 3, WHITE SOX 1 JULY 20 • SAFECO FIELD • 33-63

Seattle limited Chicago to five hits and held the club scoreless over the final eight innings in its 3-1 victory ... Ryon Healy snapped the 1-1 tie with a RBI groundout in the fourth, and Cruz added a RBI in the eighth ... James Shields suffered his 11th loss despite allowing just two runs (one earned) on seven hits with five strikeouts over 7.0 IP ... Yolmer Sánchez recorded the Sox only multihit effort ... the White Sox went 1-5 with RISP, left five runners on base, struck out 11 times and walked just twice ... they were limited to just two hits over the final six innings (both in the eighth).

WHITE SOX 5, MARINERS 0 JULY 21 • SAFECO FIELD • 34-63

Dylan Covey limited Seattle to just two hits, and Avisail García hit a three-run home run in the fourth inning to lead Chicago to a 5-0 win, its fifth shutout victory of the season ... Covey held the Mariners hitless through the first five innings before surrendering a single to Dee Gordon in the sixth ... he walked two and struck out five in a career-high 8.1 scoreless IP for his first win since 6/13 vs. Cleveland ... García homered in his first game after returning from the disabled list ... Leury García (RBI single) and Tim Anderson (sacrifice fly) drove in the White Sox other two runs ... Yolmer Sánchez and Omar Nárvaez recorded the Sox two multihit efforts ... Nárvaez reached base three times.

MARINERS 8, WHITE SOX 2 JULY 22 • SAFECO FIELD • 34-64

Seattle scored five times in the first inning and limited Chicago to five hits in its 8-2, series-clinching win ... Ryon Healy capped the five-run first with a three-run home run off White Sox starter Reynaldo López ... López suffered his eighth loss after allowing five runs on five hits with four walks and one strikeout over 5.0 IP ... López limited the Mariners to just two hits over his final 4.0 IP ... Tim Anderson drove in both of the Sox runs with a two-run homer in the sixth.

WHITE SOX 5, ANGELS 3 JULY 23 • ANGEL STADIUM • 35-64

Joakim Soria struck out Justin Upton with the tying runs on base to close Chicago's 5-3 win over Los Angeles-AL ... the Sox trailed, 3-2, entering the sixth but scored three times to take a 5-3 lead ... José Abreu (RBI single), Leury García (sac fly) and Kevan Smith (RBI HBP) drove in runs in the frame ... Lucas Giolito earned his second straight win after allowing three runs on five hits with four walks and five strikeouts (6.0 IP).

WHITE SOX 4, ANGELS 2 JULY 24 • ANGEL STADIUM • 36-64

Joakim Soria struck out Luis Valbuena, who was representing the tying run, to close out the White Sox 4-2 win at the Angels ... the Sox took a 4-0 lead into the bottom of the eighth on José Abreu's RBI walk and Avisail García's sac fly in the third, Yoán Moncada's homer in the seventh and Nicky Delmonico's RBI single in the eighth ... the Angels scored twice in the eighth before Jeanmar Gómez and Soria worked a scoreless 1.1 IP to end the game ... Carlos Rodón earned his third win after allowing two runs on two hits with eight strikeouts in 7.2 IP ... he held the Angels hitless until two outs in the sixth (Andrelton Simmons single).

ANGELS 11, WHITE SOX 3 JULY 25 • ANGEL STADIUM • 36-65

Los Angeles-AL snapped a 2-2 tie by scoring four times in the fifth inning and five times in the sixth en route to an 11-3 win ... Mike Trout (twice), Albert Pujols and Shohei Ohtani all homered for the Angels, who limited the White Sox to just six hits ... the Sox scored twice in the fourth to overcome an early 2-0 deficit before the Angels scored nine unanswered runs ... James Shields suffered his 12th loss after allowing six runs on seven hits with three walks, seven strikeouts and a season-high three homers in 4.0 IP ... it marked his shortest outing of 2018 ... José Abreu (2-4, 2B) hit safely in his fourth straight game and recorded Chicago's only multihit effort.

ANGELS 12, WHITE SOX 8 JULY 26 • ANGEL STADIUM • 36-66

The White Sox suffered a 12-8 loss at the Los Angeles Angels despite hitting a season-high matching six home runs ... José Abreu (first inning) and Daniel Palka (second) hit early home runs before the Angels took a 6-2 lead into the seventh ... the two teams combined to score 12 runs over the final three frames ... the Sox hit three homers in the seventh: solo shots by Avisail García, Palka and Nicky Delmonico ... Dylan Covey suffered his sixth loss after allowing six runs on nine hits, including two homers, over 4.2 IP ... Chicago's bullpen surrendered six runs on six hits and three walks in 3.1 IP.

OVERVIEW

STAFF

PLAYERS 1

PLAYERS 2

40-MAN ROSTER

2018 REVIEW

OPPONENTS

CHRONOLOGY

MINOR LEAGUES

JULY GAME RECAPS

OVERVIEW

TORONTO 10, WHITE SOX 5 JULY 27 • GUARANTEED RATE FIELD • 36-67

Toronto hit five home runs and scored in four of the first five innings en route to a 10-5 win over Chicago ... Curtis Granderson and Lourdes Gurriel Jr. opened the game with back-to-back homers off White Sox starter Reynaldo López ... López suffered his eighth loss after allowing eight runs on seven hits, five home runs and four walks over 4.1 IP ... the final four Sox relievers allowed just one hit with five strikeouts in 4.0 scoreless IP ... Matt Davidson worked a perfect ninth ... manager Rick Renteria and pitching coach Don Cooper were both ejected in the top of the first (arguing a check-swing call).

STAFF

BLUE JAYS 7, WHITE SOX 4 JULY 29 • GUARANTEED RATE FIELD • 37-68

Toronto scored five runs in the ninth inning, including Brandon Drury's game-winning, two-run double off Jeanmar Gómez, as Toronto recorded a 7-4, comeback victory over Chicago ... the White Sox led 3-2 entering the ninth but Teoscar Hernandez hit a game-tying solo homer off Jace Fry ... Carlos Rodón received a ND despite allowing two runs on five hits with one walk and six strikeouts in 7.2 IP, marking his fourth straight QS ... Fry suffered his first blown save and second loss ... Daniel Palka homered in the ninth, his 15th of 2018 ... Narváez fell a double shy of the cycle ... the Sox were 1-11 with RISP.

PLAYERS 1

WHITE SOX 9, BLUE JAYS 5 JULY 28 • GUARANTEED RATE FIELD • 37-67

The White Sox overcame a 5-1 deficit by scoring two runs in the seventh inning and six in the eighth en route to a 9-5 victory ... Nicky Delmonico hit a solo homer and Leury García recorded a RBI single in the seventh to cut the deficit to 5-3 ... pinch hitter Daniel Palka hit a game-winning, two-run single in the eighth, and García followed with a bases-clearing triple ... Lucas Giolito received a ND after allowing five runs on nine hits, including one home run, with three strikeouts in 4.1 IP ... four Sox relievers combined to allow just three hits with four strikeouts in 4.2 scoreless IP ... Juan Minaya earned his first win ... José Abreu (2-4, 2B) extended his hitting streak to seven ... Yolmer Sánchez hit his sixth homer, and first since 6/24.

PLAYERS 2

ROYALS 4, WHITE SOX 2 JULY 31 • GUARANTEED RATE FIELD • 37-69

Wily Peralta struck out Yoán Moncada, the potential tying run, to end the game and close out Kansas City's 4-2 win ... the Royals took a 2-0 lead in the fifth on Ryan O'Hearn's two-run homer, the first of his career ... Brett Phillips added a two-run shot in the seventh to extend the Kansas City lead to 4-0 ... the White Sox cut the deficit to 4-2 on Matt Davidson's two-run home run in the bottom of the seventh ... James Shields suffered the loss after allowing four runs on five hits, including two homers, with eight strikeouts in 7.0 IP ... José Abreu went 2-4 with a double, his 30th of 2018, marking his fifth straight season with 30-plus.

40-MAN ROSTER

2018 REVIEW

OPPONENTS

CHRONOLOGY

MINOR LEAGUES



José Abreu became the first White Sox to be voted into the All-Star Game by the fans since first baseman Frank Thomas in 1996. He was the sixth Sox player (11th time) to be fan elected as a starter, joining Thomas (1994-96), Carlton Fisk (1981-82), Richie Zisk (1977), Dick Allen (1972-74) and Luis Aparicio (1970).

JULY GAME RECAPS

BATTER	AVG	G	AB	R	H	TB	2B	3B	HR	RBI	SH	SF	HP	BB	IBB	SO	SB	CS	GI					PINCH HIT				RBI
																			DP	E	SLG	OBP	AB	H	HR	RBI		
Abreu, J.	.233	24	86	14	20	37	3	1	4	12	0	1	2	9	1	22	0	0	3	1	.430	.316	1	0	0	0		
Anderson, T.	.220	23	91	11	20	28	5	0	1	10	0	2	1	0	0	21	4	1	4	2	.308	.223	0	0	0	0		
Davidson, M.	.219	19	64	7	14	25	5	0	2	9	0	0	1	6	0	18	0	0	2	0	.391	.296	2	0	0	0		
Delmonico, N.	.273	7	22	5	6	17	1	2	2	4	0	0	1	1	0	5	0	0	1	0	.773	.333	0	0	0	0		
Engel, A.	.254	22	59	9	15	19	4	0	0	3	3	0	0	1	0	16	2	1	0	2	.322	.267	0	0	0	0		
RIGHT	.254		59		15	19	4	0	0	3	3	0	0	1	0	16			0		.322	.267	0	0	0	0		
LEFT	.000		0		0	0	0	0	0	0	0	0	0	0	0	0			0		.000	.000	0	0	0	0		
García, A.	.324	18	68	13	22	48	3	1	7	15	0	2	0	3	0	16	0	0	1	0	.706	.342	0	0	0	0		
García, L.	.286	21	70	9	20	32	2	2	2	12	0	1	0	1	0	24	2	0	0	1	.457	.292	2	2	0	1		
RIGHT	.333		30		10	14	1	0	1	3	0	0	0	0	0	8			0		.467	.333	0	0	0	0		
LEFT	.250		40		10	18	1	2	1	9	0	1	0	1	0	16			0		.450	.262	2	2	0	1		
+LaMarre, R.	.250	2	8	0	2	2	0	0	0	1	0	0	0	0	0	3	0	0	0	0	.250	.250	0	0	0	0		
Moncada, Y.	.231	24	91	16	21	37	3	2	3	9	0	1	0	16	0	28	3	0	1	2	.407	.343	0	0	0	0		
RIGHT	.222		27		6	10	1	0	1	3	0	1	0	5	0	8			1		.370	.333	0	0	0	0		
LEFT	.234		64		15	27	2	2	2	6	0	0	0	11	0	20			0		.422	.347	0	0	0	0		
Narváez, O.	.367	15	49	7	18	32	3	1	3	9	0	0	0	3	0	9	0	0	1	0	.653	.404	0	0	0	0		
+Palka, D.	.254	20	67	15	17	44	3	0	8	14	0	0	0	3	1	28	0	0	1	0	.657	.286	2	2	1	3		
Sánchez, Y.	.220	24	91	6	20	30	5	1	1	7	1	0	0	12	0	23	2	0	2	3	.330	.311	0	0	0	0		
RIGHT	.130		23		3	3	0	0	0	1	1	0	0	3	0	4			1		.130	.231	0	0	0	0		
LEFT	.250		68		17	27	5	1	1	6	0	0	0	9	0	19			1		.397	.338	0	0	0	0		
Smith, K.	.256	11	39	4	10	11	1	0	0	5	0	0	3	2	0	3	0	0	0	0	.282	.341	0	0	0	0		
+Tilson, C.	.154	9	13	0	2	2	0	0	0	4	1	0	0	2	0	4	0	0	0	0	.154	.267	4	0	0	0		
PITCHERS	.143	24	7	0	1	1	0	0	0	0	1	0	0	0	0	4	0	0	1	2	.143	.143	0	0	0	0		
CHICAGO	.252	24	825	116	208	365	38	10	33	114	6	7	8	59	2	224	13	2	17	13	.442	.306	11	4	1	4		
OPPONENT	.262	24	820	145	215	374	47	5	34	138	3	7	15	98	6	196	24	4	10	15	.456	.349	13	2	0	2		
DH	.250	24	76	15	19	39	6	1	4	14	0	1	1	8	1	20	0	0	1	0	.513	.326	1	1	0	2		
PITCHER	W	L	ERA	G	GS	CG	GF	SHO	SV	IP	H	R	ER	HR	HB	BB	IBB	SO	WP	BK	OPP				AVG			
																					WP	BK	AVG					
Avilán, L.	0	0	1.35	11	0	0	0	0	0	6.2	4	1	1	0	1	0	0	10	1	0	0	.167						
Cedeño, X.	0	0	3.00	8	0	0	0	0	0	6.0	5	3	2	0	0	6	1	6	1	0	0	.208						
Covey, D.	1	3	6.65	4	4	0	0	0	0	21.2	25	17	16	2	1	7	1	14	1	0	0	.284						
+Danish, T.	0	0	0.00	2	0	0	0	0	0	2.2	1	0	0	0	1	0	0	3	0	0	0	.125						
Davidson, M.	0	0	0.00	1	0	0	1	0	0	1.0	0	0	0	0	0	0	0	0	0	0	0	.000						
+Fry, J.	0	1	11.88	11	0	0	3	0	0	8.1	9	11	11	1	1	2	0	10	0	0	0	.273						
Giolito, L.	2	1	5.28	5	5	0	0	0	0	29.0	27	17	17	6	1	14	1	20	0	0	0	.245						
Gómez, J.	0	0	6.75	6	0	0	1	0	0	4.0	6	3	3	1	0	0	0	1	0	0	0	.353						
López, R.	1	4	7.39	5	5	0	0	0	0	28.0	34	23	23	8	1	16	1	19	0	1	0	.301						
Minaya, J.	1	0	5.06	11	0	0	2	0	0	5.1	7	3	3	1	2	7	0	5	2	0	0	.333						
Rodón, C.	2	0	1.88	4	4	0	0	0	0	28.2	15	6	6	2	1	12	0	27	0	0	0	.153						
Rodón, B.	0	0	9.82	5	0	0	0	0	0	3.2	4	4	4	0	0	6	0	5	1	0	0	.267						
Santiago, H.	1	0	10.32	8	0	0	7	0	0	11.1	15	13	13	4	0	5	1	17	0	0	0	.306						
Shields, J.	1	4	5.35	6	6	0	0	0	0	37.0	38	25	22	8	2	15	0	39	2	1	0	.262						
Soria, J.	0	1	2.08	9	0	0	8	0	5	8.2	8	2	2	0	0	4	0	16	1	0	0	.235						
+Vieira, T.	0	0	27.00	1	0	0	0	0	0	.2	1	2	2	0	2	0	0	0	1	0	0	.500						
Volstad, C.	0	1	18.90	7	0	0	2	0	0	6.2	16	15	14	1	2	4	1	4	0	0	0	.444						
CHICAGO	9	15	5.98	24	24	0	24	2	5	209.1	215	145	139	34	15	98	6	196	10	2	.262							
OPPONENTS	15	9	4.60	24	24	0	24	1	6	215.0	208	116	110	33	8	59	2	224	15	3	.252							
+Rookie																												

OVERVIEW

STAFF

PLAYERS 1

PLAYERS 2

40-MAN ROSTER

2018 REVIEW

OPPONENTS

CHRONOLOGY

MINOR LEAGUES

AUGUST GAME RECAPS

OVERVIEW

ROYALS 10, WHITE SOX 5 AUGUST 1 • GUARANTEED RATE FIELD • 37-70

Kansas City scored 10 unanswered runs from the third inning through the sixth en route to a 10-5 victory over Chicago ... Yoán Moncada opened the bottom of the first with a home run, his fifth career leadoff shot ... the Royals answered with two runs in the third, one in the fourth, five in the fifth and two in the sixth ... the Sox cut the deficit on Daniel Palka's RBI walk and Leury García's two-run single and RBI single in the sixth and eighth ... Dylan Covey suffered his seventh loss after allowing seven runs (four earned) on five hits with three walks in 4.1 IP.

STAFF

YANKEES 7, WHITE SOX 0 AUGUST 6 • GUARANTEED RATE FIELD • 41-71

Lance Lynn and A.J. Cole combined on a three-hitter as the Yankees won the series opener, 7-0, over the White Sox ... Dylan Covey suffered the loss, allowing four runs on seven hits over 6.1 IP ... the White Sox put runners on first and third with two outs in the first inning before Avisail García struck out to end the threat ... the Sox went 1-7 with RISP as they were shut out for the 10th time this season and seventh at home ... Matt Davidson threw a scoreless ninth inning in his third pitching appearance of the season.

PLAYERS 1

WHITE SOX 6, ROYALS 4 AUGUST 2 • GUARANTEED RATE FIELD • 38-70

Pinch-hitter Daniel Palka hit a three-run homer off Jason Hamel with one out in the eighth inning as the White Sox avoided a three-game sweep with a 6-4 victory over Kansas City ... Reynaldo López posted a no decision despite allowing two runs on five hits over 7.0 IP ... Cedeño earned his first win after suffering his first blown save, and Luis Avilán recorded the final two outs for his first career save ... Abreu's homer was the 141st of his career, moving past Ron Kittle into 10th place in White Sox history ... Palka hit his third pinch home run of the season, tying the franchise record.

PLAYERS 2

YANKEES 4, WHITE SOX 3 (13 INNINGS) AUGUST 7 • GUARANTEED RATE FIELD • 41-72

Miguel Andújar hit a go-ahead single off Luis Avilán with two outs in the 13th inning, and the Yankees went on to defeat the White Sox, 4-3 ... Giancarlo Stanton hit a two-run homer off Tyler Danish in the 10th to give the Yankees a 3-1 lead, but José Abreu connected on a two-run shot (No. 20) off Zach Britton in the bottom of the frame to extend the game ... López posted a no decision despite allowing one run on four hits over 7.0 IP ... Juan Minaya retired all five batters he faced, and Xavier Cedeño threw 2.0 scoreless IP ... the Sox struck out 20 times, tied for the second-highest total in franchise history (21 on 3/31/96 at Seattle).

40-MAN ROSTER

WHITE SOX 3, RAYS 2 (10 INNINGS) AUGUST 3 • TROPICANA FIELD • 39-70

Yoán Moncada hit a game-winning double off José Alvarado with two outs in the 10th inning as the White Sox recorded a 3-2 victory over Tampa Bay in the series opener ... José Abreu's two-run homer off Jaime Schultz in the sixth gave the Sox a 2-0 lead, but the Rays scored twice in the eighth to force extras ... Lucas Giolito posted a no decision despite allowing one run on two hits over 7.0 IP ... Tyler Danish (0.1 IP) earned his first victory of the season and second of his career.

2018 REVIEW

WHITE SOX 2, RAYS 1 AUGUST 4 • TROPICANA FIELD • 40-70

Tim Anderson led off the ninth inning with a double and scored the winning run on a Matt Duffy throwing error on Leury García's bunt single as the White Sox defeated Tampa Bay, 2-1 ... Carlos Rodón posted a no decision, allowing one unearned run on three hits over 6.0 IP ... José Abreu homered for the third straight game, a solo shot off Blake Snell to tie the game at 1-1 ... Juan Minaya retired all five batters he faced, Xavier Cedeño earned his second win in as many appearances, and Thyago Vieira pitched a scoreless ninth for his first career save.

OPPONENTS

YANKEES 7, WHITE SOX 3 AUGUST 8 • GUARANTEED RATE FIELD • 41-73

Giancarlo Stanton hit a grand slam to highlight a six-run second inning as the Yankees completed a three-game sweep with a 7-3 victory over the White Sox ... the Sox scored twice off Luis Severino in the first inning on José Abreu's RBI double and Daniel Palka's RBI single, but starter Lucas Giolito gave up six runs in the second ... Jeanmar Gómez and Héctor Santiago combined for 4.0 scoreless IP in relief for the White Sox, who suffered their first three-game sweep at home to the Yankees since 5/27-29/02.

CHRONOLOGY

WHITE SOX 8, RAYS 7 AUGUST 5 • TROPICANA FIELD • 41-70

Daniel Palka hit a game-winning, two-run homer off Diego Castillo with two outs in the ninth inning as the White Sox completed a three-game sweep of Tampa Bay with an 8-7 victory ... Avisail García recorded his eighth career multihomer game (second of 2018), hitting solo shots off Ryan Yarbrough in the fifth and seventh ... James Shields (2 ER/6.0 IP) posted a no decision against his former team ... Tyler Danish threw 1.0 scoreless IP in relief, and Héctor Santiago (1 ER/1.1 IP) earned the victory ... the Sox recorded their first three-game sweep since 8/8-10/17 vs. Houston, first on the road since 4/25-27/16 at Toronto and first at Tropicana Field since 5/28-30/12.

MINOR LEAGUES

WHITE SOX 1, INDIANS 0 AUGUST 10 • GUARANTEED RATE FIELD • 42-73

Rookie Daniel Palka led off the ninth inning with his first career game-ending home run off Neil Ramírez as the White Sox recorded a 1-0 victory over Cleveland, ending a three-game losing streak ... Carlos Rodón posted a no decision despite allowing four hits over a career-high tying 8.0 IP, which matched the longest scoreless outing of his career (also 9/25/16 at Cleveland) ... Jace Fry earned his first major-league victory, recording the final two outs of the ninth to strand two runners.

INDIANS 3, WHITE SOX 1 AUGUST 11 • GUARANTEED RATE FIELD • 42-74

Francisco Lindor and José Ramírez hit back-to-back home runs off James Shields to lead off the sixth inning, breaking a 1-1 tie, as Cleveland defeated the White Sox, 3-1 ... Shields suffered the loss, allowing three runs (two earned) on seven hits over 7.0 IP ... he recorded his 2,200th career strikeout in the fifth inning (Brandon Guyer) ... Yoán Moncada gave the Sox a 1-0 lead with a solo homer off Trevor Bauer in the third, his 15th of 2018 ... the White Sox were limited to three hits as they scored three or fewer runs for the fifth straight game.

AUGUST GAME RECAPS

INDIANS 9, WHITE SOX 7 AUGUST 12 • GUARANTEED RATE FIELD • 42-75

The Indians held off a late White Sox rally to win the deciding game of the series, 9-7, at Guaranteed Rate Field ... the Sox trailed, 9-1, before scoring twice in the eighth inning on solo home runs by Adam Engel and Yolmer Sánchez and four runs on four hits in the ninth ... Engel matched his career high with three RBI, going 3-4 with a triple and homer and made an over-the-wall catch to rob a home run for the third time in his last six games ... Dylan Covey suffered the loss, allowing six runs on seven hits over 2.2 IP, to fall to 1-8 with an 8.94 ERA (46 ER/46.1 IP) over his last 10 starts ... Héctor Santiago threw 3.2 IP in relief (73 pitches), allowing one unearned run.

TIGERS 9, WHITE SOX 5 AUGUST 13 • COMERICA PARK • 42-76

Nicholas Castellanos went 5-5 with five RBI, including a go-ahead, two-run homer off Jeanmar Gómez in the seventh inning, as Detroit rallied for a 9-5 victory over the White Sox ... the Sox were unable to hold an early 3-0 lead as their three-game road winning streak ended ... Omar Narváez and Adam Engel hit solo home runs, Daniel Palka went 3-5 with an RBI, and Yolmer Sánchez was 2-5 with a double and run scored ... Reynaldo López posted a no decision, allowing four runs on seven hits over 5.0 IP.

WHITE SOX 6, TIGERS 3 AUGUST 14 • COMERICA PARK • 43-76

Ryan LaMarre hit his first major-league home run, a go-ahead solo shot off Blaine Hardy in the second inning, and the White Sox went on to a 6-3 victory at Detroit ... Lucas Giolito earned his eighth victory, allowing three runs (all in the first) with one walk and seven strikeouts over 6.0 IP for his 11th quality start ... Jace Fry posted his 12th hold, striking out a career-high four batters over 2.0 scoreless IP ... Xavier Cedeño pitched a scoreless ninth inning for his third career save, and first with the Sox.

WHITE SOX 6, TIGERS 5 AUGUST 15 • COMERICA PARK • 44-76

Carlos Rodón matched his career high with 8.0 IP, José Abreu went 3-5 with a home run and three RBI, and the White Sox held off a late Detroit rally to win the deciding game of the series, 6-5 ... Rodón gave up all three runs in the third inning but held the Tigers scoreless over his final 5.0 IP ... after the Tigers scored twice in the ninth, Luis Avilán retired Victor Reyes to strand two runners and earn his second save ... the Sox recorded just their second series victory at Comerica Park since 2015 (also 4/28-30/17).

WHITE SOX 9, ROYALS 3 AUGUST 17 • GUARANTEED RATE FIELD • 45-76

José Abreu and Nicky Delmonico both hit three-run homers off Jason Adam during a decisive seven-run seventh inning as the White Sox rallied to defeat Kansas City, 9-3, for their third consecutive victory ... Tim Anderson reached base safely four times, going 3-3 with a double, triple, RBI, three runs scored and two stolen bases ... James Shields, making his 400th career appearance (398th start), allowed three runs (all in the third) on six hits over 7.0 IP for his first victory since 7/13.

ROYALS 3, WHITE SOX 1 AUGUST 18 • GUARANTEED RATE FIELD • 45-77

The White Sox three-game winning streak ended with a 3-1 loss to the Royals ... Dylan Covey suffered the loss, allowing two runs on four hits over 5.2 IP ... Covey carried a one-hit shutout into the sixth inning before giving up two runs on three hits ... Nicky Delmonico homered for the second straight game, a solo shot off Brad Keller in the second inning ... José Abreu went 2-4 with a double, his 35th of the season

WHITE SOX 7, ROYALS 6 AUGUST 19 • GUARANTEED RATE FIELD • 46-77

Omar Narváez hit a game-winning RBI single in the fifth inning as the White Sox overcame an early six-run deficit to defeat Kansas City, 7-6, in the deciding game of the series ... the Sox collected seven straight hits during a six-run fourth, including home runs by Avisail García (three-run), Tim Anderson (two-run) and Narváez (solo) ... the six-run comeback was the Sox largest since 7/31/17 vs. Toronto (also six) ... Héctor Santiago earned the win, throwing 4.0 scoreless IP with six strikeouts in relief of starter Reynaldo López (6 ER/2.0 IP) ... Jace Fry (0.2 IP) earned his second career save.

WHITE SOX 8, TWINS 5 AUGUST 20 • TARGET FIELD • 47-77

Matt Davidson went 2-5 with a home run, three RBI and two runs scored, and Lucas Giolito made the seventh quality start in his last 10 outings as the White Sox defeated Minnesota, 8-5, at Target Field ... Giolito earned his ninth victory, allowing three runs on five hits over 6.0 IP ... Juan Minaya threw 2.0 perfect IP, striking out a career-high five batters ... José Abreu went 2-5 with a double and two RBI, Tim Anderson was 2-4 with a walk, RBI and run scored, and Daniel Palka was 2-4 with a double and RBI.

TWINS 5, WHITE SOX 2 AUGUST 21 • GUARANTEED RATE FIELD • 47-78

Eddie Rosario hit a go-ahead single off Jace Fry with two outs in the ninth inning, and Jorge Polanco added a two-run single as Minnesota defeated the White Sox, 5-2 ... Michael Kopech, who made his major-league debut, allowed three hits and struck out four batters over 2.0 IP in his major-league debut before being removed following a rain delay of 52 minutes ... Dylan Covey (2 ER/2.2 IP) suffered the loss in his first relief appearance of the season ... Nicky Delmonico homered for the third time in five games, a solo shot off José Berríos in the second to give the Sox a 1-0 lead, and Yoán Moncada hit a game-tying solo shot (No. 16) in the seventh off Gabriel Moya.

WHITE SOX 7, TWINS 3 AUGUST 22 • GUARANTEED RATE FIELD • 48-78

Carlos Rodón earned his fourth straight victory, and the White Sox hit three runs as they rallied for a 7-3 win over Minnesota to gain a split of the two-game series ... Rodón allowed two runs on three hits over 6.0 IP for his eighth quality start in a row ... Juan Minaya (1.2 IP) and Hector Santiago (1.0) combined to throw 2.2 scoreless IP to close out the game ... Nicky Delmonico homered for the fourth time in six games, and Tim Anderson added a solo homer in the fourth to tie the game at 2-2 ... Adam Engel hit a two-run homer, and Matt Davidson added a two-run single during a five-run fifth inning.

OVERVIEW

STAFF

PLAYERS 1

PLAYERS 2

40-MAN ROSTER

2018 REVIEW

OPPONENTS

CHRONOLOGY

MINOR LEAGUES

AUGUST GAME RECAPS

OVERVIEW

TIGERS 7, WHITE SOX 2 AUGUST 23 • COMERICA PARK • 48-79

Detroit scored seven unanswered runs from the fourth to the seventh inning in its 7-2, series-opening win over Chicago ... the Tigers broke open a 2-0 game with three solo homers off James Shields ... Nicholas Castellanos, Mikie Mahtook and Ronny Rodríguez each homered off Shields in a three-run sixth ... Shields fell to 5-15 after allowing seven runs on 10 hits (three homers) with one walk and six strikeouts ... Ryan Burr made his major-league debut, striking out two in 1.1 scoreless IP ... José Rondón drove in Chicago's two runs with a two-run home run in the eighth.

STAFF

PLAYERS 1

WHITE SOX 6, TIGERS 3 AUGUST 24 • COMERICA PARK • 49-79

The White Sox overcame a late 3-0 deficit by scoring six runs on six hits in the eighth inning en route to a 6-3 win over Detroit ... Yoán Moncada started the rally with a two-run double ... Avisail García followed with a game-tying, RBI single and Daniel Palka gave the Sox the lead with a game-winning, RBI double ... Tim Anderson added a two-run double ... starter Reynaldo López received a no decision after allowing two runs on four hits with three walks and seven strikeouts over 5.2 IP ... Thyago Vieira threw two pitches in a 0.1 scoreless IP to earn his first major-league win.

PLAYERS 2

40-MAN ROSTER

WHITE SOX 6, TIGERS 1 AUGUST 25 • COMERICA PARK • 50-79

Chicago scored five runs in the first three innings and held Detroit scoreless over the final seven frames in its 6-1 victory ... José Rondón opened the White Sox scoring with an RBI double in the first ... Kevan Smith added a two-run homer in the second to extend the lead to 3-0, marking his first homer of the season ... Lucas Giolito improved to 10-9, allowing just one run on three hits with one walk and six strikeouts over 7.0 IP ... Giolito retired 11 straight from the second-sixth, and 16 of the final 17 he faced.

2018 REVIEW

WHITE SOX 7, TIGERS 2 AUGUST 26 • COMERICA PARK • 51-79

Michael Kopech threw 6.0 IP for his first major-league victory, and Daniel Palka hit a two-run homer as the White Sox won the deciding game at Detroit, 7-2 ... Kopech, making his second career start, allowed one run on seven hits with no walks and four strikeouts ... Palka's 19th homer of the season, a two-run shot off Jordan Zimmermann, capped a four-run third inning for the Sox ... Avisail García opened the scoring with a two-run single off Zimmermann ... Tim Anderson and Omar Narváez collected two hits apiece for the White Sox, who won their fourth consecutive road series and improved to 5-1 in their last six games against the Tigers.

OPPONENTS

CHRONOLOGY

WHITE SOX 6, YANKEES 2 AUGUST 27 • YANKEE STADIUM • 52-79

Carlos Rodón threw 7.0 IP for his fifth consecutive victory, and the White Sox rallied to win their fourth straight game, 6-2, at Yankee Stadium ... Juan Minaya threw 1.2 scoreless IP for his sixth hold, and Xavier Cedeño recorded the final out ... trailing, 2-0, the Sox took a 3-2 lead in the sixth inning on Yoán Moncada's two-run double and Nicky Delmonico's sacrifice fly off Masahiro Tanaka ... the Sox outhit the Yankees, 11-3, and held them hitless in seven at-bats with RISP.

MINOR LEAGUES

YANKEES 5, WHITE SOX 4 AUGUST 28 • YANKEE STADIUM • 52-80

Pinch-hitter Neil Walker hit a game-ending homer off Dylan Covey with one out in the ninth inning as the Yankees rallied from a four-run deficit to defeat the White Sox, 5-4 ... the Sox built a 4-0 lead on an Avisail García RBI double in the fifth, and a Yolmer Sánchez RBI single and Nicky Delmonico two-run double, both in the sixth ... James Shields, making his 400th career start, allowed two runs on four hits over 5.2 IP ... Jace Fry retired all four batters faced for his 14th hold, but Juan Minaya gave up a game-tying, two-run homer to Aaron Hicks in the eighth.

WHITE SOX 4, YANKEES 1 AUGUST 29 • YANKEE STADIUM • 53-80

Ryan LaMarre went 3-4 with two doubles, a home run and career-high four RBI, and Reynaldo López allowed one run over 7.0 IP as the White Sox posted a 4-1 victory in the deciding game of the series at Yankee Stadium ... LaMarre hit a two-run double in the second inning, an RBI double in the fourth and a solo homer (No. 2 career) in the seventh ... López held the Yankees to one run over 7.0 IP for the second time this season for his first victory since 7/1 at Texas ... Xavier Cedeño (hold) and Jace Fry (save) each threw 1.0 scoreless IP to close out the Sox first series win at Yankee Stadium since 8/8-10/05.

RED SOX 9, WHITE SOX 4 AUGUST 30 • GUARANTEED RATE FIELD • 53-81

Boston scored four runs in the seventh inning and five in the ninth to overcome an early 4-0 deficit and defeat Chicago, 9-4 ... Lucas Giolito posted a no decision despite allowing just one run on two hits over 6.1 IP and leaving with a 4-0 lead ... Jeanmar Gómez gave up a game-tying, two-run homer to Mookie Betts in the seventh, and Thyago Vieira allowed five runs in the ninth ... Avisail García hit a two-run homer off Rick Porcello in the first, and Matt Davidson added an RBI single in the second for the White Sox, who lost for the second time in three games after holding a 4-0 lead.

WHITE SOX 6, RED SOX 1 AUGUST 31 • GUARANTEED RATE FIELD • 54-81

Michael Kopech combined with three relievers on a five-hitter as the White Sox defeated Boston, 6-1 ... Kopech threw 3.0 scoreless IP before exiting following a rain delay of 2:09 ... Dylan Covey earned the victory with 3.0 scoreless IP in relief, and Ian Hamilton pitched a 1-2-3 ninth inning (six pitches) in his major-league debut ... Yoán Moncada hit a two-run homer (No. 17) in the first inning, Matt Davidson went 3-4 with a home run (No. 19) and three RBI, and Avisail García was 3-4 with two doubles, two runs scored and an RBI to lead a 14-hit attack.

Palka Power

White Sox rookie Daniel Palka recorded a team-high six game-winning home runs in 2018 ... he hit three of the six in August, going deep on 8/2 vs. Kansas City, 8/5 at Tampa Bay and 8/10 vs. Detroit (first career game-ending homer).

AUGUST STATISTICS

BATTER	AVG	G	AB	R	H	TB	2B	3B	HR	RBI	SH	SF	HP	GI							PINCH HIT					
														BB	IBB	SO	SB	CS	DP	E	SLG	OBP	AB	H	HR	RBI
Abreu, J.	.338	18	71	14	24	48	6	0	6	19	0	2	0	6	1	16	1	0	0	0	.676	.380	0	0	0	0
Anderson, T.	.267	27	105	15	28	49	10	1	3	15	1	1	0	4	1	26	4	1	1	1	.467	.291	0	0	0	0
Davidson, M.	.261	18	69	9	18	31	4	0	3	12	0	0	0	4	0	24	0	0	0	1	.449	.301	0	0	0	0
Delmonico, N.	.207	26	92	13	19	38	5	1	4	11	0	1	1	7	1	30	0	1	0	2	.413	.267	1	0	0	0
Engel, A.	.276	27	87	10	24	39	4	1	3	6	0	0	1	0	0	28	2	3	0	1	.448	.284	2	0	0	0
García, A.	.180	29	111	15	20	37	5	0	4	14	0	2	1	8	0	37	3	0	2	1	.333	.238	0	0	0	0
García, L.	.292	9	24	1	7	8	1	0	0	4	1	0	0	2	0	6	1	1	1	0	.333	.346	1	0	0	0
RIGHT	.286		7		2	2	0	0	0	1	1	0	0	0	0	2				1	.286	.286	0	0	0	0
LEFT	.294		17		5	6	1	0	0	3	0	0	0	2	0	4				0	.353	.368	1	0	0	0
Gameau, D.	.500	1	2	0	1	1	0	0	0	1	0	0	0	1	0	0	0	0	0	1	.500	.667	0	0	0	0
+LaMarre, R.	.385	15	26	4	10	19	3	0	2	6	0	1	0	1	0	6	1	0	0	2	.731	.393	2	0	0	0
Moncada, Y.	.212	27	99	11	21	39	4	1	4	12	1	0	0	13	1	42	0	4	0	3	.394	.304	0	0	0	0
RIGHT	.240		25		6	10	1	0	1	3	1	0	0	3	0	10				0	.400	.321	0	0	0	0
LEFT	.203		74		15	29	3	1	3	9	0	0	0	10	1	32				0	.392	.298	0	0	0	0
Narváez, O.	.296	20	54	12	16	25	3	0	2	5	0	0	1	14	1	11	0	0	1	3	.463	.449	3	1	0	0
+Palka, D.	.227	26	97	10	22	37	3	0	4	15	0	0	2	5	0	37	0	0	2	0	.381	.279	3	1	1	3
+Rondón, J.	.333	4	12	1	4	9	2	0	1	3	0	0	0	1	0	2	0	0	0	0	.750	.385	0	0	0	0
Sánchez, Y.	.243	28	107	15	26	37	8	0	1	3	0	0	3	15	0	31	2	4	0	2	.346	.352	0	0	0	0
RIGHT	.200		20		4	6	2	0	0	0	0	0	0	4	0	9				0	.300	.333	0	0	0	0
LEFT	.253		87		22	31	6	0	1	3	0	0	3	11	0	22				0	.356	.356	0	0	0	0
Smith, K.	.211	11	38	5	8	12	1	0	1	4	0	1	1	2	0	2	0	0	2	0	.316	.262	0	0	0	0
PITCHERS	.000	29	0	0	0	0	0	0	0	0	0	0	0	0	0	0	0	0	0	2	.000	.000	0	0	0	0
CHICAGO	.249	29	994	135	248	429	59	4	38	130	3	8	10	83	5	298	14	14	9	19	.432	.311	12	2	1	3
OPPONENT	.232	29	987	127	229	371	40	3	32	120	2	7	15	102	3	244	23	9	14	16	.376	.311	18	6	2	6
DH	.197	29	117	13	23	42	1	0	6	20	0	0	3	6	0	48	0	0	1	0	.359	.254	3	1	1	3
														OPP												
PITCHER	W	L	ERA	G	GS	CG	GF	SHO	SV	IP	H	R	ER	HR	HB	BB	IBB	SO	WP	BK	AVG					
Avilán, L.	0	1	4.15	10	0	0	3	0	2	8.2	10	4	4	0	1	4	0	9	0	0	.286					
+Burr, R.	0	0	0.00	2	0	0	1	0	0	2.1	0	0	0	0	0	0	0	2	0	0	.000					
Cedeño, X.	2	0	5.40	14	0	0	2	0	1	10.0	11	6	6	1	0	3	0	9	1	0	.268					
Covey, D.	1	6	6.11	8	4	0	2	0	0	28.0	31	22	19	3	0	13	1	20	2	0	.277					
+Danish, T.	1	0	12.27	5	0	0	0	0	0	3.2	7	5	5	2	0	4	0	2	0	0	.412					
Davidson, M.	0	0	0.00	1	0	0	1	0	0	1.0	1	0	0	0	0	1	0	1	0	0	.250					
+Fry, J.	1	0	1.69	13	0	0	5	0	3	10.2	7	3	2	0	0	3	0	20	1	0	.179					
Giolito, L.	3	1	3.86	6	6	0	0	0	0	37.1	26	16	16	4	3	12	0	40	0	0	.191					
Gómez, J.	0	1	5.91	13	0	0	1	0	0	10.2	12	8	7	2	0	5	0	12	0	0	.279					
+Hamilton, I.	0	0	0.00	1	0	0	1	0	0	1.0	0	0	0	0	0	0	0	0	0	0	.000					
+Kopech, M.	1	0	0.82	3	3	0	0	0	0	11.0	11	1	1	0	5	1	0	9	0	0	.262					
López, R.	1	0	4.28	6	6	0	0	0	0	33.2	31	16	16	4	2	11	0	30	2	1	.240					
Minaya, J.	0	0	3.95	14	0	0	3	0	0	13.2	11	6	6	2	0	4	2	16	2	0	.216					
Rodón, C.	3	0	1.80	5	5	0	0	0	0	35.0	17	8	7	2	3	15	0	22	2	0	.149					
Santiago, H.	2	0	1.15	9	0	0	6	0	1	15.2	13	3	2	1	0	9	0	21	1	0	.228					
Shields, J.	1	2	4.45	5	5	0	0	0	0	32.1	32	19	16	7	1	11	0	23	1	0	.262					
+Vieira, T.	1	1	10.38	9	0	0	4	0	1	8.2	9	10	10	4	0	6	0	8	1	0	.257					
CHICAGO	17	12	3.96	29	29	0	29	1	8	263.1	229	127	116	32	15	102	3	244	13	1	.232					
OPPONENTS	12	17	4.36	29	29	0	29	1	4	260.0	248	135	126	38	10	83	5	298	10	0	.249					
+Rookie																										

OVERVIEW

STAFF

PLAYERS 1

PLAYERS 2

40-MAN ROSTER

2018 REVIEW

OPPONENTS

CHRONOLOGY

MINOR LEAGUES

SEPTEMBER GAME RECAPS

OVERVIEW

RED SOX 6, WHITE SOX 1 SEPT. 1 • GUARANTEED RATE FIELD • 54-82

The Red Sox scored three runs in the seventh inning to break open a 2-1 game and went on to defeat the White Sox, 6-1 ... Nicky Delmonico's RBI double off Eduardo Rodriguez in the sixth pulled the Sox within 2-1, but Boston answered with three runs in the seventh ... Carlos Rodón suffered the loss, allowing five runs (four earned) on six hits over 6.1 IP ... the White Sox struck out 18 times, their most in a nine-inning game since 8/8/97 at Seattle when Randy Johnson fanned 19.

STAFF

WHITE SOX 8, RED SOX 0 SEPT. 2 • GAURANTEED RATE FIELD • 55-82

James Shields combined with three relievers on a five-hitter, and the offense recorded 15 hits as the White Sox defeated Boston, 8-0, to gain a split of the four-game series ... Shields allowed four hits with two walks and six strikeouts over 6.0 IP ... Caleb Frare pitched a 1-2-3 seventh inning in his major-league debut, striking out two, while Juan Minaya and Héctor Santiago each threw 1.0 scoreless IP ... Tim Anderson matched his career high with three extra-base hits, going 3-5 with two doubles, a home run (career-high No. 18), two runs scored and an RBI.

PLAYERS 1

PLAYERS 2

WHITE SOX 4, TIGERS 2 SEPT. 3 • GUARANTEED RATE FIELD • 56-82

Daniel Palka hit a game-tying solo home run off Shane Greene with no outs in the ninth inning, and Matt Davidson hit a game-ending, two-run shot off Greene two batters later as the White Sox rallied to defeat Detroit, 4-2, in the series opener ... Ryan Cordell scored the winning run in his major-league debut, Wellington Castillo went 1-4 in his first appearance with the Sox since 5/23, and Nicky Delmonico hit his first career leadoff home run (off Michael Fulmer) ... Reynaldo López posted a no decision despite allowing one run on four hits over 7.0 IP ... Ian Hamilton retired all four batters he faced ... the Sox overcame a deficit in the ninth inning or later with two home runs, including a walkoff homer, for the sixth time since 1961 (last, 4/24/10 vs. Seattle; STATS).

40-MAN ROSTER

2018 REVIEW

TIGERS 8, WHITE SOX 3 SEPT. 4 • GUARANTEED RATE FIELD • 56-83

Detroit scored five runs in the second inning and went on to record an 8-3 victory over the White Sox ... Lucas Giolito's career-best, three-game winning streak ended after allowing five runs (four earned) on four hits over 1.1 IP, matching the shortest start of his career ... the Sox scored all three of their runs in the fourth to pull within 6-3 ... Tim Anderson collected two of Chicago's eight hits.

OPPONENTS

TIGERS 10, WHITE SOX 2 SEPT. 5 • GUARANTEED RATE FIELD • 56-84

Detroit hit four home runs off White Sox starter Michael Kopech and scored the first 10 runs of the game in its 10-2 win ... Jeimer Candelario opened the game with a home run, and the Tigers scored six runs in the third ... Kopech suffered his first career loss after allowing seven runs on nine hits with one walk and six strikeouts over 3.1 IP ... José Ruiz worked 1.1 scoreless IP in his White Sox debut ... Yolmer Sánchez had his 22-game on-base streak snapped ... the Sox finished 7-12 vs. Detroit in 2018.

CHRONOLOGY
MINOR LEAGUES

ANGELS 5, WHITE SOX 2 SEPT. 7 • GUARANTEED RATE FIELD • 56-85

Shohei Ohtani capped a four-run third inning with a three-run home run off Carlos Rodón in the Angels' 5-2 win ... Los Angeles-AL loaded the bases with nobody out in the third before Justin Upton tied the game with a sacrifice fly and Ohtani added his 19th homer of the season ... the White Sox were limited to four hits over the final five innings ... Rodón fell to 6-5 after allowing four runs on six hits with five walks and four strikeouts over 4.2 IP ... Avisail García hit a solo homer in the second and recorded the Sox only multihit effort.

ANGELS 12, WHITE SOX 3 SEPT. 8 • GUARANTEED RATE FIELD • 56-86

The Angels opened up a three-run game by scoring six times in the ninth inning en route to a 12-3 win over the White Sox ... Shohei Ohtani extended the lead to six with a bases-clearing triple in the top of the ninth to open the scoring run ... James Shields suffered the loss after allowing six runs on nine hits, including two home runs, over 4.1 IP ... the Sox bullpen combined to allow six runs (five earned) in 4.2 IP ... Chicago committed two errors and threw five wild pitches.

ANGELS 1, WHITE SOX 0 SEPT. 9 • GUARANTEED RATE FIELD • 56-87

José Alvarez struck out pinch-hitter Nicky Delmonico with the tying run on third base and the winning run on first to close the Angels' 1-0 win, completing a series sweep ... Kole Calhoun drove in the only run of the game with a RBI single in the seventh off rookie Caleb Frare ... starter Reynaldo López received a ND despite allowing just two hits with a season-high tying 10 strikeouts over 6.0 scoreless IP ... rookie Ian Hamilton (1 ER/0.2 IP) suffered his first MLB loss ... the White Sox were limited to five hits (all singles), did not walk, struck out 14 times, went 0-5 with RISP and left six on base.

ROYALS 4, WHITE SOX 3 (10 INNINGS) SEPT. 10 • KAUFFMAN STADIUM • 56-88

Brian Goodwin scored the game-ending run on Jeanmar Gómez's throwing error in the bottom of the 10th inning as Kansas City earned a 4-3 win over Chicago in the series opener ... the White Sox scored all three of their runs in the third on Adam Engel's solo home run and Daniel Palka's two-run shot ... Ryan O'Hearn tied the game in the sixth with a solo homer ... Lucas Giolito received a ND despite allowing three runs on six hits (two homers) with two walks and three strikeouts over 7.0 IP ... Gómez (one unearned run in 0.2 IP) suffered his second loss.

ROYALS 6, WHITE SOX 3 SEPT. 11 • KAUFFMAN STADIUM • 56-89

Kansas City overcame an early one-run deficit by scoring six times from the third inning through the fifth en route to a 6-3 win ... Avisail García hit a RBI single in the third before the Royals scored three in the third, one in the fourth and two in the fifth ... Dylan Covey suffered the loss in his first start since replacing Michael Kopech in the Sox rotation ... he allowed six runs (five earned) on six hits with three walks and four strikeouts in 4.1 IP ... Rob Scahill worked a scoreless eighth in his Sox debut.

SEPTEMBER GAME RECAPS

WHITE SOX 4, ROYALS 2 (12 INNINGS) SEPT. 12 • KAUFFMAN STADIUM • 57-89

Tim Anderson hit a game-winning, two-run home run in the 12th inning to give the White Sox a 4-2 victory over Kansas City, snapping their seven-game losing streak ... José Rondón gave Chicago a 2-1 lead in the fourth with a two-run homer, his fifth of the season ... the Royals tied the game in the fifth with an RBI single by Adalberto Mondesi ... Carlos Rodón allowed two runs over 6.0 IP in a no decision ... seven White Sox relievers combined to throw 6.0 scoreless IP ... Juan Minaya (2.0 IP) earned his second win of 2018 and Héctor Santiago (1.0) recorded his second save.

WHITE SOX 7, ORIOLES 2 SEPT. 14 • ORIOLE PARK • 58-89

The White Sox built a 7-2 lead and then held off a late Baltimore rally to post an 8-6 victory in the series opener at Camden Yards ... Ryan Cordell recorded his first major-league hit in the eighth inning ... Omar Narváez and Avisail García each hit two-run homers for the Sox, who improved to 13-5 over their last 18 road games ... Yoán Moncada reached base safely four times, going 3-4 with a double, walk and run scored, and Daniel Palka was 2-4 with a RBI and run scored ... James Shields allowed two runs (both solo homers) on four hits over 6.0 IP as he recorded his first road victory since Opening Day at Kansas City ... Nate Jones earned his first save since 5/22 vs. Baltimore.

WHITE SOX 2, ORIOLES 0 SEPT. 15 • ORIOLE PARK • 59-89

Reynaldo López combined with Caleb Frare and Juan Minaya on a five-hitter as the White Sox recorded their third straight victory, 2-0, at Baltimore ... López allowed four hits (all singles) with one walk and six strikeouts ... Frare threw 0.2 scoreless IP for his first career hold, and Minaya recorded the final four outs to become the 10th different Sox pitcher this season to record a save, extending the franchise record ... Yolmer Sánchez drove in the first run of the game with a sixth-inning double off Yefry Ramírez to score Yoán Moncada ... Avisail García homered for the second straight game, a solo shot off Mychal Givens in the ninth to extend the lead to 2-0.

ORIOLES 8, WHITE SOX 4 SEPT. 16 • ORIOLE PARK • 59-90

Baltimore scored five times in the first inning off starter Lucas Giolito and avoided a sweep with an 8-4 win at Oriole Park ... Jonathan Villar and Adam Jones opened the scoring with RBI singles ... the Orioles added runs on a RBI fielders choice and sacrifice fly, and scored a run on a Matt Davidson error ... the White Sox cut the deficit to 6-4 with three runs in the fifth, highlighted by Yolmer Sánchez's two-run home run and a solo shot by Daniel Palka (second of the game) ... Giolito fell to 10-11 after allowing six runs (four earned) on eight hits with two walks, one strikeout and one home run.

INDIANS 5, WHITE SOX 3 SEPT. 18 • PROGRESSIVE FIELD • 59-91

Daniel Palka, representing the tying run, grounded out to end the game as Cleveland recorded a 5-3 win over Chicago ... Cleveland took a 2-0 lead on Melky Cabrera's RBI double and Yan Gomes' RBI single in the second, and added three runs in the fifth on Jason Kipnis' homer and Yandy Diaz's two-run single ... the White Sox cut the deficit to two runs on solo homers by Daniel Palka and Omar Narváez in the sixth, and Yolmer Sánchez's RBI double in the seventh ... Carlos Rodón fell to 6-6 after allowing five runs on seven hits with three walks and one strikeout over 7.0 IP ... Chicago committed two errors, struck out 14 times (second straight game), went 1-10 with RISP and left nine on base.

INDIANS 4, WHITE SOX 1 SEPT. 19 • PROGRESSIVE FIELD • 59-92

Jason Kipnis hit a game-ending grand slam off Ian Hamilton in the bottom of the ninth inning to cap Cleveland's 4-1 win ... Josh Donaldson (single) and pinch-hitter Yandy Diaz (single) started the rally in the ninth ... Daniel Palka drove in the Sox only run with a homer in the sixth ... Dylan Covey received a ND despite allowing just two hits with five strikeouts over 6.0 IP ... Hamilton (2 ER/0.0 IP) suffered his first career blown save, and Frare (1 ER/0.1 IP) his first loss ... Chicago struck out 15 times, walked just twice, went 0-6 with RISP and left nine runners on base.

WHITE SOX 5, INDIANS 4 (11 INNINGS) SEPT. 20 • PROGRESSIVE FIELD • 60-92

Matt Davidson snapped a 4-4 tie with a game-winning, RBI single in the top of the 11th inning to give Chicago a 5-4 win ... the Sox opened an early 4-0 lead after three innings but Cleveland hit back-to-back homers in the third and scored twice in the eighth to force extra innings ... James Shields received a ND despite making his 19th QS of the season (2 ER/6.0 IP) ... Héctor Santiago worked 3.0 scoreless IP in relief to earn his sixth win ... Yoán Moncada went 3-5 with a double and two RBI, Omar Narváez hit his ninth homer and Yolmer Sánchez was 2-5.

WHITE SOX 10, CUBS 4 SEPT. 21 • GUARANTEED RATE FIELD • 61-92

The White Sox recorded a season-high 19 hits, including three doubles and two home runs, in their 10-4 win over the Cubs ... the Cubs took a 1-0 lead on Daniel Murphy's leadoff home run, but the Sox scored 10 unanswered runs, including three in the second, one in the fourth and three in the sixth and seventh ... Kevan Smith hit a three-run homer in the second ... Daniel Palka connected on a pinch-hit homer in the sixth ... Reynaldo López earned the win after allowing one run on five hits with eight strikeouts in 7.0 IP ... all 11 White Sox with an at-bat recorded a hit, including five multihit efforts ... the Sox went 7-14 with RISP.

Power and Speed

Tim Anderson (20 HR/26 SB) recorded his 20th home run of the season on 9/22 vs. the Cubs, becoming the first White Sox shortstop to record a 20-HR/20-SB season. He joined Tommie Agee (1966), Ray Durham (2001), Magglio Ordoñez (2001) and Alex Rios (2010 and 2012) as the only Sox players to accomplish the feat.

OVERVIEW

STAFF

PLAYERS 1

PLAYERS 2

40-MAN ROSTER

2018 REVIEW

OPPONENTS

CHRONOLOGY

MINOR LEAGUES

SEPTEMBER GAME RECAPS

OVERVIEW

CUBS 8, WHITE SOX 3 **SEPT. 22 • GUARANTEED RATE FIELD • 61-93**

The Cubs broke open a two-run game by scoring three times in the ninth inning en route to an 8-3 win over the White Sox ... the Cubs scored twice in the first, and the Sox answered with one run in the first and one in the third ... the Cubs added three runs in the fifth before extending the lead in the ninth ... Lucas Giolito suffered the loss after allowing five runs on seven hits with three walks and one home run over 6.2 IP ... Tim Anderson hit his 20th home run of the season ... Avisail García (2-4) recorded the club's only multihit effort.

STAFF

CUBS 6, WHITE SOX 1 **SEPT. 23 • GUARANTEED RATE FIELD • 61-94**

The Cubs scored in each of the first three innings, and limited the White Sox to four hits, in their 6-1 win ... Anthony Rizzo, Albert Almora Jr. and David Bote each drove in a run in the first ... Kyle Schwarber hit a solo HR in the second ... Carlos Rodón fell to 6-7 after allowing six runs on nine hits with three strikeouts over 2.1 IP ... four Sox relievers combined to allow six hits with four walks and six strikeouts over 6.2 scoreless IP ... Tim Anderson (2-3) drove in the White Sox only run with a RBI double in the fifth.

PLAYERS 1

PLAYERS 2

INDIANS 4, WHITE SOX 0 **SEPT. 24 • GUARANTEED RATE FIELD • 61-95**

Corey Kluber and two relievers combined on a four-hitter in Cleveland's 4-0, series-opening win at Guaranteed Rate Field ... Brandon Guyer gave the Indians a 1-0 lead with a solo home run off Ian Hamilton in the seventh ... starter Dylan Covey received a no decision despite allowing six hits with seven strikeouts over 6.0 scoreless IP ... Hamilton (1 ER/1.0 IP) suffered his second loss of the season ... the Sox recorded four singles, struck out 15 times, walked just once, went 0-3 with RISP and left five runners on base.

40-MAN ROSTER

2018 REVIEW

WHITE SOX 5, INDIANS 4 **SEPT. 25 • GUARANTEED RATE FIELD • 62-95**

Daniel Palka hit a game-ending, two-run single in the bottom of the ninth inning to cap a three-run rally in Chicago's 5-4 win ... Yoán Moncada (walk), Adam Engel (single) and Yolmer Sánchez (RBI single) each reached base to start the ninth ... Leury García's sacrifice bunt set up Palka's walkoff hit ... Avisail García hit a two-run homer (career-high No. 19) in the first before the Indians scored three in the fourth and one in the fifth ... James Shields received a ND after allowing four runs on six hits with four walks and six strikeouts over 6.0 IP ... Ian Hamilton (0.1 scoreless IP) earned his first MLB victory.

OPPONENTS

CHRONOLOGY

INDIANS 10, WHITE SOX 2 **SEPT. 26 • GUARANTEED RATE FIELD • 62-96**

Cleveland scored 10 unanswered runs from the first inning through the sixth in its 10-2, series-clinching win ... Francisco Lindor hit a leadoff home run to open the scoring, and the Indians added nine more between the third-sixth inning ... Jace Fry (1 ER/1.0 IP) suffered the loss after making his first career start as part of a "bullpen day" for the White Sox ... Kevan Smith and Adam Engel drove in the Sox only runs with RBI singles in the ninth ... Chicago struck out 13 times, recorded five singles (six hits total), went 2-8 with RISP and left eight runners on base.

MINOR LEAGUES

TWINS 2, WHITE SOX 1 **SEPT. 28-1 • TARGET FIELD • 62-97**

Minnesota opened a doubleheader sweep at Target Field by defeating Chicago 2-1 ... José Berríos and two relievers limited the Sox to four singles with 12 strikeouts ... Willians Astudillo snapped a 1-1 tie with a game-winning sacrifice fly in the sixth ... Leury García drove in the White Sox only run with an RBI single in the third ... Reynaldo López suffered the loss in his final start despite allowing two runs on four hits with five walks over 6.0 IP.

TWINS 10, WHITE SOX 1 **SEPT. 28-2 • TARGET FIELD • 62-98**

In Game 2, the Twins scored three times in the first, four times in the second and three times in the third en route to a 10-1 lead ... Lucas Giolito was charged with the loss in his 2018 finale after surrendering seven runs on five hits with four walks in 1.1 IP ... Kevan Smith and José Rondón each hit solo home runs ... the White Sox combined for 12 hits (eight singles), 19 strikeouts and went 2-14 with RISP in the twinbill.

TWINS 8, WHITE SOX 3 **SEPT. 29 • TARGET FIELD • 62-99**

Minnesota scored eight runs off Carlos Rodón, who did not record an out in the second inning, en route to an 8-3 win ... Omar Narváez gave the White Sox a 1-0 lead in the first with a RBI single ... the Twins answered with two runs in the bottom of the first and six in the second, including seven consecutive hitters reaching base (four hits and three walks) ... Rodón allowed eight runs on six hits with four walks and two strikeouts over 1.0 IP ... Jeanmar Gómez, Aaron Bummer and Thyago Vieira combined to allow five hits over 7.0 scoreless IP in relief ... Yoán Moncada went 2-5 with two doubles to reach 31 this season ... Ryan Cordell went 1-3 with a RBI ... the Sox struck out nine times to set a new MLB single-season record (1,579).

TWINS 5, WHITE SOX 4 **SEPT. 30 • TARGET FIELD • 62-100**

Jake Cave homered in the fourth inning and Max Kepler hit a two-run homer in the sixth as the Twins won the season finale, 5-4, over the White Sox ... Dylan Covey suffered the loss, finishing the season 5-14 after allowing five runs with two walks and three strikeouts over 6.0 IP ... Yoán Moncada finished the season becoming the first White Sox, 23 or younger, with at least 30 doubles, 15 home runs, 60 RBI and 10 stolen bases in a single season ... the White Sox finished the season 62-100, reaching the 100-loss mark for the fourth time in franchise history and first since 1970 (106).

Farewell Hawk

On 9/2 at Guaranteed Rate Field, the White Sox celebrated the life and career of Ken "Hawk" Harrelson during a pregame ceremony. Harrelson, who finished his 33rd and final season in the White Sox TV booth, broadcasted his final game on 9/23 vs. the Cubs.

SEPTEMBER STATISTICS

BATTER	AVG	G	AB	R	H	TB	2B	3B	HR	RBI	SH	SF	HP	GI						PINCH HIT					
														BB	IBB	SO	SB	CS	DP	E	SLG	OBP	AB	H	HR
Abreu, J.	.125	6	24	1	3	3	0	0	0	0	0	0	2	1	0	7	0	0	0	.125	.222	0	0	0	0
Anderson, T.	.200	23	85	8	17	30	4	0	3	6	0	0	0	3	0	24	1	1	2	.353	.227	0	0	0	0
Castillo, W.	.241	16	54	5	13	15	2	0	0	0	0	0	1	3	0	13	1	0	2	.278	.293	1	0	0	0
+Cordell, R.	.108	19	37	3	4	8	1	0	1	4	0	2	1	0	0	15	0	0	0	.216	.125	3	0	0	0
Davidson, M.	.207	23	82	6	17	22	2	0	1	8	0	1	3	6	0	28	0	0	2	.268	.283	1	0	0	0
Delmonico, N.	.185	18	54	3	10	16	1	1	1	3	0	0	1	3	0	21	0	0	2	.296	.241	3	1	0	0
Engel, A.	.224	21	67	6	15	20	0	1	1	3	1	0	1	4	0	24	2	2	0	.299	.278	0	0	0	0
García, A.	.224	19	67	8	15	27	0	0	4	11	0	0	1	9	2	21	0	0	2	.403	.325	0	0	0	0
García, L.	.133	5	15	0	2	2	0	0	0	1	2	0	0	0	1	5	0	0	0	.133	.188	1	0	0	0
RIGHT	.000	3	0	0	0	0	0	0	0	0	0	0	0	0	0	1	0	0	.000	.000	0	0	0	0	
LEFT	.167	12	2	2	2	0	0	0	1	2	0	0	0	1	0	4	0	0	.167	.231	1	0	0	0	
+LaMarre, R.	.250	16	32	4	8	11	3	0	0	3	0	1	1	1	0	11	0	1	0	.344	.286	2	1	0	0
Moncada, Y.	.301	24	93	10	28	37	9	0	0	6	0	0	0	10	0	31	1	0	2	.398	.369	0	0	0	0
RIGHT	.310	29	9	9	0	0	0	2	0	0	0	0	0	3	0	12	1	0	.310	.375	0	0	0	0	
LEFT	.297	64	19	28	9	0	0	4	0	0	0	0	0	7	0	19	1	0	.438	.366	0	0	0	0	
Narváez, O.	.222	18	54	3	12	21	0	0	3	6	0	0	1	6	0	18	0	0	1	.389	.311	1	0	0	0
+Palka, D.	.250	25	80	11	20	45	1	0	8	14	0	0	0	10	1	31	0	0	0	.563	.333	3	1	1	2
+Rondón, J.	.179	16	39	6	7	14	1	0	2	5	0	0	0	3	0	12	0	1	2	.359	.238	3	1	0	0
RIGHT	.179	39	7	14	1	0	2	5	0	0	0	0	0	3	0	12	2	0	.359	.238	3	1	0	0	
LEFT	.000	0	0	0	0	0	0	0	0	0	0	0	0	0	0	0	0	0	.000	.000	0	0	0	0	
Sánchez, Y.	.206	25	102	10	21	33	7	1	1	9	1	0	0	6	0	24	2	0	4	.324	.250	1	1	0	0
RIGHT	.154	26	4	6	0	1	0	2	1	0	0	0	0	2	0	8	1	0	.231	.214	0	0	0	0	
LEFT	.224	76	17	27	7	0	1	7	0	0	0	0	0	4	0	16	3	0	.355	.263	1	1	0	0	
Smith, K.	.333	15	36	5	12	20	2	0	2	7	0	0	0	5	0	7	0	0	1	.556	.415	3	0	0	0
PITCHERS	.000	27	0	0	0	0	0	0	0	0	0	0	0	0	0	0	0	0	3	.000	.000	0	0	0	0
CHICAGO	.221	27	921	89	204	324	33	3	27	86	4	4	12	71	3	292	7	5	18	.352	.285	22	5	1	2
OPPONENT	.270	27	937	146	253	414	47	6	34	139	5	7	19	112	6	221	26	7	21	.442	.357	11	2	0	3
DH	.242	27	99	9	24	38	2	0	4	15	0	0	2	12	2	28	0	0	3	.384	.336	2	1	1	2

PITCHER	W	L	ERA	G	GS	CG	GF	SHO	SV	IP	H	R	ER	HR	HB	BB	IBB	SO	WP	BK	OPP
																					AVG
+Bummer, A.	0	0	5.84	11	0	0	1	0	0	12.1	13	8	8	1	0	4	0	14	3	1	.265
+Burr, R.	0	0	9.82	6	0	0	0	0	0	7.1	12	8	8	3	1	6	1	4	0	0	.414
Covey, D.	0	2	3.55	6	4	0	0	0	0	25.1	22	11	10	2	0	9	1	21	0	0	.234
+Frare, C.	0	1	5.14	11	0	0	1	0	0	7.0	6	4	4	0	1	4	0	9	1	0	.231
+Fry, J.	1	1	8.22	10	1	0	1	0	0	7.2	9	8	7	2	0	5	0	8	1	0	.281
Giolito, L.	0	4	9.27	5	5	0	0	0	0	22.1	30	26	23	4	1	13	1	14	5	0	.316
Gómez, J.	0	1	2.61	7	0	0	3	0	0	10.1	11	4	3	0	1	5	1	14	0	0	.282
+Hamilton, I.	1	2	5.14	9	0	0	2	0	0	7.0	6	5	4	2	1	2	0	5	0	0	.231
Jones, N.	0	0	5.06	6	0	0	4	0	1	5.1	8	3	3	1	0	1	0	5	1	0	.333
+Kopech, M.	0	1	18.90	1	1	0	0	0	0	3.1	9	7	7	4	0	1	0	6	1	0	.474
López, R.	2	1	1.09	5	5	0	0	0	0	33.0	19	4	4	2	1	9	0	35	2	0	.164
Minaya, J.	1	0	0.73	12	0	0	1	0	1	12.1	9	1	1	0	0	5	1	15	1	0	.205
Rodón, C.	0	5	9.22	6	6	0	0	0	0	27.1	39	30	28	5	5	19	1	19	0	0	.339
+Ruiz, J.	0	0	4.15	6	0	0	2	0	0	4.1	5	2	2	1	0	3	0	6	2	0	.278
Santiago, H.	1	0	2.63	7	0	0	4	0	1	13.2	11	5	4	0	2	9	0	17	0	2	.216
Scahill, R.	0	0	5.40	6	0	0	3	0	0	5.0	5	4	3	0	2	3	0	3	1	0	.250
Shields, J.	2	1	4.45	5	5	0	0	0	0	28.1	28	14	14	7	3	11	0	19	2	0	.267
+Vieira, T.	0	0	2.16	6	0	0	5	0	0	8.1	11	2	2	0	1	3	0	7	4	1	.314
CHICAGO	8	19	5.02	27	27	0	27	2	3	240.1	253	146	134	34	19	112	6	221	24	4	.270
OPPONENTS	19	8	2.90	27	27	0	27	2	7	245.1	204	89	79	27	12	71	3	292	12	0	.221
+Rookie																					

OVERVIEW

STAFF

PLAYERS 1

PLAYERS 2

40-MAN ROSTER


2018 REVIEW

OPPONENTS

CHRONOLOGY

MINOR LEAGUES

2018 MINOR LEAGUES



ORGANIZATIONAL SUMMARY

WINSTON-SALEM, KANNAPOLIS AND GREATT FALLS EARN PLAYOFF BERTHS; VOYAGERS WIN CHAMPIONSHIP

Chicago's minor-league clubs combined to go 370-385 (.490) in 2018 ... the White Sox sent three teams to the postseason: **Class A Winston-Salem**, **Class A Kannapolis** and **Advanced Rookie Great Falls** ... **Class AAA Charlotte** finished fourth in the International League South Division with a record of 64-75 ... RHP Michael Kopech led the IL in strikeouts with 170 ... OF Eloy Jiménez was named to *Baseball America's* Minor League All-Star team ... 18 players (11 pitchers and seven position players) from Charlotte's Opening Day roster were promoted to Chicago over the course of the season ... **Class AA Birmingham** went 66-72, finishing fourth in the Southern League North Division ... RHP Dylan Cease was named MLB Pipeline Pitcher of the Year ... Jiménez, along with C Zack Collins, RHP Dane Dunning, RHP Ian Hamilton,

INF Danny Mendick and RHP José Ruíz all earned SL midseason All-Star honors ... the Barons led the SL in attendance (391,061) ... **Class A Winston-Salem** went 84-54 and finished first in the Carolina League Southern Division ... Winston-Salem clinched the first half division championship ... led the CL in total attendance, welcoming 292,774 fans to BB&T Ballpark ... OF Luis Alexander Basabe, OF Joel Booker, Cease, RHP Bernardo Flores and RHP Matt Foster were named to the CL midseason All-Star team ... OF Micker Adolfo, C Yermin Mercedes and OF Blake Rutherford were named CL postseason All-Stars ... **Class A Kannapolis** went 74-63, finishing second in the South Atlantic League North Division for its second straight postseason appearance ... lost to the Lakewood BlueClaws, 2-0, in the semifinals of the

SAL playoffs ... RHP Blake Battenfield, INF Tate Blackman, OF Craig Dedelow, RHP Jake Elliot and INF Laz Rivera were named SAL midseason All-Stars ... **Advanced Rookie Great Falls** finished the season with a 34-41 record, earning its 11th postseason berth in 12 seasons, advancing to the Pioneer League Championship Series in back-to-back seasons ... the Voyagers beat Grand Junction in the championship series, 2-0, to earn the club's first title since 2003 ... RHP Michael McCormick and OF Logan Sowers earned PL postseason All-Star honors ... the **Arizona Rookie League White Sox** went 30-26, finishing third in the Arizona League Central ... OF Anderson Comas, LHP Rigo Fernandez and LHP Taylor Varnell were named AZL postseason All-Stars.

ORGANIZATIONAL RECORDS

Club	League	W-L
Charlotte	International	64-75
Birmingham	Southern	66-72
Winston-Salem	Carolina	84-54
Kannapolis	South Atlantic	74-63
Great Falls	Pioneer	34-41
AZL White Sox	Arizona	30-26
DSL White Sox	DSL	18-54
Totals		370-385

BASEBALL AMERICA'S BEST TOOLS

International League

Best Fastball.....Michael Kopech

Southern League

Best Batting Prospect.....Eloy Jiménez
 Best Power Prospect.....Eloy Jiménez
 Best K-Zone JudgementZack Collins
 Best Fastball.....Dylan Cease
 Most Exciting Player.....Eloy Jiménez

Carolina League

Best Pitching Prospect.....Dylan Cease
 Best Fastball.....Dylan Cease
 Best Changeup.....Jimmy Lambert
 Best Defensive 1B.....Gavin Sheets

WHITE SOX MINOR LEAGUE PLAYER/PITCHER OF THE MONTH

Players

Luis Alexander Basabe (April)
 Seby Zavala (April)
 Eloy Jiménez (May/July/August/Sept.)
 Joel Booker (June)

Pitchers

Michael Kopech (April)
 Blake Battenfield (May)
 Donn Roach (June)
 Dylan Cease (July/August/Sept.)

INDIVIDUAL HONORS

Micker Adolfo

CL Player of the Week (4/5-15)

Blake Battenfield

SAL Pitcher of the Week (5/7-13)

Dylan Cease

CL Pitcher of the Week (4/30-5/6)

Zack Collins

SL Player of the Week (4/23-29)

Luis Gonzalez

CL Player of the Week (8/6-12)

Eloy Jiménez

SL Player of the Week (4/30-5/6)
 IL Player of the Week (7/16-22)

Kyle Kubat

CL Pitcher of the Week (8/6-12)

Jimmy Lambert

CL Pitcher of the Week (4/23-29)
 SL Pitcher of the Week (7/9-15)

Jacob May

IL Player of the Week (5/28-6/3)

Yermin Mercedes

CL Player of the Week (7/30-8/5)

Spencer Moran

PL Pitcher of the Week (6/18-24)

MINOR LEAGUE ALL-STARS

Charlotte – International League

Thyago Vieira (Midseason)

Birmingham – Southern League

Zack Collins (Midseason)
 Dane Dunning (Midseason)
 Ian Hamilton (Midseason)
 Eloy Jiménez (Midseason)
 Danny Mendick (Midseason)
 José Ruíz (Midseason)

Winston-Salem – Carolina League

Micker Adolfo (Postseason)
 Luis Alexander Basabe (Midseason)
 Joel Booker (Midseason)
 Dylan Cease (Midseason)
 Bernardo Flores (Midseason)
 Matt Foster (Midseason)
 Yermin Mercedes (Postseason)
 Blake Rutherford (Postseason)

Kannapolis – South Atlantic League

Blake Battenfield (Midseason)
 Tate Blackman (Midseason)
 Craig Dedelow (Midseason)
 Jake Elliot (Midseason)
 Laz Rivera (Midseason)

Great Falls – Pioneer League

Michael McCormick (Postseason)
 Logan Sowers (Postseason)

White Sox – Arizona League

Anderson Comas (Postseason)
 Rigo Fernandez (Postseason)
 Taylor Varnell (Postseason)

OVERVIEW

STAFF

PLAYERS 1

PLAYERS 2

40-MAN ROSTER

2018 REVIEW

OPPONENTS

CHRONOLOGY

MINOR LEAGUES

ORGANIZATIONAL LEADERS

OVERVIEW

STAFF

PLAYERS 1

PLAYERS 2

40-MAN ROSTER

2018 REVIEW

OPPONENTS

CHRONOLOGY

MINOR LEAGUES

AVERAGE

Núñez, GF	357
Jiménez, BIR/CHA	337
Mendoza, AZL	314
Rivera, KAN/WS	314
González, KAN/WS	307
Comas, AZL	306
Sowers, GF	296
Sosa, GF	293
Rutherford, WS	293
Sheets, WS	293

RUNS SCORED

Blackman, KAN	67
Rutherford, WS	67
Mendick, BIR	62
Frost, KAN	61
Dedelow, KAN	60
Forbes, WS	59
Collins, BIR	58
Mercedes, WS	58
Remillard, WS	58
Sheets, WS	58

HITS

Rutherford, WS	131
Sheets, WS	128
Dedelow, KAN	123
Forbes, WS	118
Michalczewski, BIR	114
Mendick, BIR	112
Blackman, KAN	110
Leonard, CHA	104
Mercedes, WS	104
Skole, CHA	102

TOTAL BASES

Dedelow, KAN	204
Rutherford, WS	195
Blackman, KAN	183
Frost, KAN	181
Mendick, BIR	179
Sheets, WS	178
Skole, CHA	174
Mercedes, WS	172
Leonard, CHA	170
Michalczewski, BIR	170

DOUBLES

Dedelow, KAN	33
Leonard, CHA	29
Sheets, WS	28
Skole, CHA	28
Álvarez, CHA	26
Michalczewski, BIR	26
Mendick, BIR	25
Rutherford, WS	25
Three players tied	24

TRIPLES

Rutherford, WS	9
Dedelow, KAN	6
Forbes, WS	6
Michalczewski, BIR	6
Núñez, GF	6
Destino, GF/KAN	5
Frost, KAN	4
Rondón, CHA	4
Eight players tied	3

HOME RUNS

Frost, KAN	18
Rondón, CHA	18
Blackman, KAN	17
Rose, BIR	16
Barnum, BIR	15
Collins, BIR	15
Mendick, BIR	14
Mercedes, WS	14
Skole, CHA	14
Two players tied	12

RUNS BATTED IN

Rutherford, WS	78
Dedelow, KAN	69
Collins, BIR	68
Blackman, KAN	65
Frost, KAN	65
Michalczewski, BIR	65
Mercedes, WS	64
Sheets, WS	61
Mendick, BIR	59
Rose, BIR	54

WALKS

Collins, BIR	101
Blackman, KAN	62
Skole, CHA	61
Mendick, BIR	57
Elmore, CHA	55
Sheets, WS	52
Frost, KAN	46
Yurchak, KAN	45
Fisher, BIR	44
Álvarez, CHA	43

STOLEN BASES

Mendick, BIR	20
Yrizarri, WS	16
May, CHA	15
Polo, BIR	15
Rutherford, WS	15
Booker, BIR	12
Elmore, CHA	11
González, GF	10
Rivera, WS	10
Tilson, CHA	10

EXTRA-BASE HITS

Dedelow, KAN	51
Frost, KAN	43
Skole, CHA	43
Leonard, CHA	42
Rutherford, WS	41
Collins, BIR	40
Mendick, BIR	39
Mercedes, WS	39
Michalczewski, BIR	38
Three players tied	37

SLUGGING PERCENTAGE

Núñez, GF	568
González, GF	498
Sowers, GF	483
Mercedes, WS	478
Frost, KAN	445
Rutherford, WS	436
Destino, GF	415
Mendoza, AZL	409
Sheets, WS	407
Blackman, KAN	407

ON-BASE PERCENTAGE

Elmore, CHA	397
Núñez, GF	394
Sowers, GF	385
Collins, BIR	382
Mendoza, AZL	381
Sheets, WS	368
Weaver, AZL	367
Mercedes, WS	362
Rutherford, WS	345
Blackman, KAN	344

ERA (Min. 0.8 IP/team game)

Varnell, AZL	1.97
Cease, WS/BIR	2.40
Banks, BIR	2.59
Flores, BIR	2.65
Herrera, AZL	2.70
Battenfield, WS	2.98
Parke, WS	3.53
Kopecch, CHA	3.70
Adams, CHA	3.79
Stephens, CHA	4.23

WINS

Hasler, WS	9
Martínez, WS	9
Roach, CHA	9
Guerrero, CHA	7
Kopecch, CHA	7
Ledo, KAN	7
Kubat, WS	6
Lewis, KAN	6
Rigler, KAN	6
Tomshaw, BIR	6

SAVES

Ruiz, BIR	14
Hamilton, CHA	10
Nin, KAN	10
Infante, CHA	9
Johnson T., WS	7
Morrison, WS	6
Vieira, CHA	6
Dopico, WS	5
Johnson N., GF	5
Scahill, CHA	5

INNINGS PITCHED

Rigler, KAN	140.1
Martínez, WS	137.0
Kopecch, CHA	126.1
Tomshaw, BIR	120.1
Stephens, CHA	107.0
Lewis, KAN	103.2
Roach, CHA	95.0
Kubat, WS	91.1
Adams, CHA	90.1
Solorzano, KAN	84.1

STRIKEOUTS

Collins, BIR	158
Blackman, KAN	153
Rose, BIR	146
Leonard, CHA	145
Michalczewski, BIR	131
Frost, KAN	129
Dedelow, KAN	128
Skole, CHA	125
Fisher, BIR	113
Remillard, WS	103

COMPLETE GAMES

Clarkin, BIR	1
Flores, BIR	1
Harrington, KAN	1
House, CHA	1
Kubat, WS	1
Lewis, KAN	1
Tomshaw, BIR	1

SHUTOUTS

Lewis, KAN	1
------------	---

WHITE SOX 2018 DRAFT

Rd	Player	Pos.	B	T	Age	HT	WT	School (Hometown)	Scout
1	Nick Madrigal	INF	R	R	21	5-7	165	Oregon State University (Elk Grove, Calif.)	MG
2	Steele Walker	OF	L	L	21	5-11	190	University of Oklahoma (Prosper, Texas)	RC
3	Konnor Pilkington	LHP	L	L	20	6-3	230	Mississippi State University (Pascagoula, Miss.)	WH
4	Lency Delgado	SS	R	R	18	6-3	215	Doral Academy (Miami, Fla.)	JO
5	Jonathan Stiever	RHP	R	R	21	6-2	205	Indiana University (Cedarburg, Wis.)	JW
6	Codi Heuer	RHP	R	R	21	6-5	195	Wichita State University (Windsor, Colo.)	RC
7	Cabera Weaver	OF	R	R	18	6-3	180	South Gwinnett High School (Snelville, Ga.)	KB
8	Andrew Perez	LHP	L	L	20	6-2	215	University of South Florida (Orlando, Fla.)	SN
9	Gunnar Troutwine	C	R	R	22	6-1	230	Wichita State University (Fairway, Kan.)	RC
10	Bennett Sousa	LHP	L	L	23	6-3	185	University of Virginia (North Palm Beach, Fla.)	AF
11	Kelvin Maldonado	SS	R	R	18	5-11	160	Pro Baseball High School & Academy (Ponce, P.R.)	JO
12	Isaiah Carranza	RHP	R	R	21	6-5	200	Azusa Pacific University (La Verne, Calif.)	KW
13	Jason Bilous	RHP	R	R	20	6-2	185	Coastal Carolina University (Wilmington, Del.)	KB
14	Davis Martin	RHP	L	R	21	6-1	215	Texas Tech University (Abilene, Texas)	RD
15	Luke Shilling	RHP	R	R	20	6-4	230	University of Illinois (Clarkston, Mich.)	JL
16	Tyrus Greene	C	L	R	21	6-0	185	University of California (San Diego, Calif.)	AV
17	Travis Moniot	SS	S	R	20	6-1	190	University of Arizona (Indio, Calif.)	JK
18	Roman Gonzalez	2B	R	R	21	6-1	210	University of Miami (Miami Lakes, Fla.)	JO
19	Gabriel Ortiz	C	L	R	18	6-0	210	International Baseball Academy (Ponce, P.R.)	JO
20	Jimmy Galusky	SS	R	R	22	6-3	185	West Virginia University (Arthurdale, W. Va.)	PG
21	Nick Johnson	RHP	R	R	22	6-3	215	University of Rhode Island (Worcester, Mass.)	JG
22	Ryan Fitzpatrick	1B	R	R	23	6-3	220	University of California-Irvine (San Clemente, Calif.)	MB
23	Lane Ramsey	RHP	R	R	21	6-8	240	University of Oklahoma (Oklahoma City, Okla.)	RC
24	Rigo Fernandez	LHP	L	L	20	6-0	190	Cal State University-Dominguez Hills (Beverly Hills, Calif.)	NS
25	Jackson Maynard	RHP	R	R	21	5-11	195	University of North Carolina-Greensboro (Crozet, Va.)	AF
26	Devon Perez	RHP	R	R	22	6-5	215	University of Oklahoma (Ashburn Va.)	KC
27	Ian Dawkins	OF	R	R	22	5-11	195	Sacramento State University (Hayward, Calif.)	AV
28	Logan Sowers	OF	R	R	22	6-5	230	Indiana University (Lafayette, Ind.)	JW
29	Taylor Varnell	LHP	L	L	23	6-1	190	Oral Roberts University (Sayre, Okla.)	RC
30	Micah Coffey	SS	L	R	22	6-1	200	University of Minnesota (Batavia, Ill.)	JL
31	Austin Conway	RHP	R	R	23	6-1	210	University of Louisville (Albany, Ind.)	PG
32	Aaron Soto	LHP	L	L	22	5-10	175	Florida International University (Miami Lakes, Fla.)	JO
33	Bryce Bush	3B	R	R	18	6-0	200	De La Salle Collegiate High School (Birmingham, Mich.)	JW
34	Alec Valenzuela	C	R	R	17	6-2	185	Great Oak High School (Temecula, Calif.)	MB
35	Jason Morgan	RHP	R	R	22	6-7	215	University of North Carolina (Fredericksburg, Va.)	AF
36	Adrian De Castillo	C	L	R	18	5-11	200	Gulliver Prep High School (Miami, Fla.)	JO
37	Cannon King	2B	R	R	18	6-1	185	Beverly Hills High School (Beverly Hills, Calif.)	NS
38	Matt Klug	OF	L	R	17	5-7	180	Brookwood High School (Liburn, Ga.)	KB
39	Mason Montgomery	LHP	L	L	17	6-1	180	Leander High School (Leander, Texas)	CW
40	Kyle Salley	LHP	L	L	18	5-9	170	Homewood-Flossmoor High School (Flossmoor, Ill.)	JL

Bold indicates signed players

Key:

MB — Mike Baker
 KB — Kevin Burrell
 RC — Robbie Cummings
 RD — Ryan Dorsey
 AF — Abe Fernandez

JG — Joel Grampietro
 PG — Phil Gulley
 WH — Warren Hughes
 JK — John Kazanas
 JL — J.J. Lally
 SN — Steve Nichols

NS — Noah St. Urbian
 AV — Adam Virchis
 CW — Chris Walker
 JW — Justin Wechsler
 KW — Kenny Williams Jr.

OVERVIEW

STAFF

PLAYERS 1

PLAYERS 2

40-MAN ROSTER

2018 REVIEW

OPPONENTS

CHRONOLOGY

MINOR LEAGUES

CLASS AAA CHARLOTTE

OVERVIEW

STAFF

PLAYERS 1

PLAYERS 2

40-MAN ROSTER

2018 REVIEW

OPPONENTS

CHRONOLOGY

MINOR LEAGUES

INTERNATIONAL LEAGUE LEADERS

- **Michael Kopech** led the league in strikeouts (170) and ranked second in opponents average (.219).
- **Rob Scahill** led the league in holds (13) and ranked second in appearances (52).
- **Asher Wojciechowski** ranked fourth in strikeouts (126).
- **Jake Elmore** ranked second in on-base percentage (.397) and tied for eighth in batting average (.289).
- **Matt Skole** ranked fourth in walks (61).

TEAM HIGHLIGHTS

- Class AAA Charlotte ended the season in fourth place in the International League South Division with a record of 64-75 ... went 40-49 in the first half and 24-26 after the All-Star Break.
- Twenty-two players (13 pitchers and nine position players) were promoted to Chicago over the course of the 2018 season.
- Sixty-five players (30 positional and 35 pitchers) appeared with Charlotte in 2018.
- Charlotte registered a season-high, six-game winning streak from 5/11-16 ... scored a season-high 16 runs on a season-high 22 hits on 7/7 at Louisville.
- RHP **Thyago Vieira** was selected to the IL midseason All-Star team.
- The Knights led all of minor-league baseball in attendance (619,639) and average attendance per game (8,980) in 2018 ... it marked the fourth time in the last five seasons that Charlotte has led the MiLB in average attendance per game.

INDIVIDUAL HIGHLIGHTS

- OF **Eloy Jiménez** was recognized as Chicago's Hitting Prospect of the Year by MLB Pipeline.com ... ended the season ranked by *Baseball America* as the No. 1 Prospect in the International League, and was named by the same publication as a minor-league All-Star.
 - ◆ Earned IL Batter of the Week honors from 7/16-22 after hitting .429 (12-28) with three home runs, six RBI and six runs scored over seven games.
 - ◆ Was named White Sox Minor League Player of the Month for May, July and August/September.
 - ◆ Recorded a 10-game hitting streak from 7/19-30, batting .583 (21-36) with seven multihit efforts.
 - ◆ Led the IL in slugging percentage (.597) and ranked second in on-base percentage (.410) and batting average (.355) after joining the Knights on 6/21.
- INF **Patrick Leonard** led the Knights in games played (124), hits (104), doubles (29) and RBI (50).
 - ◆ Batted .289 (44-152) with 14 doubles, six home runs and 25 RBI in the second-half of the season compared to .216 (60-278) with 15 doubles, five home runs and 25 RBI in the first-half.
- RHP **Michael Kopech** led all of Class AAA with 170 strikeouts ... recorded double-digit strikeouts three times and at least eight strikeouts in 14 games ... 13 of his 24 starts were quality, including eight of his last 11.
 - ◆ Following the season, was rated by *Baseball America* as the No. 2 Prospect in the IL.
 - ◆ Went 3-0 with a 0.90 ERA (2 ER/20.0 IP), 27 strikeouts and zero walks over his last three starts before having his contract purchased by the Sox on 8/21.
 - ◆ Earned White Sox Minor League Pitcher of Month honors for April, going 0-1 with a 2.14 ERA (5 ER/21.0 IP), 29 strikeouts and a .189 (14-74) opponents average over four starts.
 - ◆ Allowed two hits and two walks with nine strikeouts over 7.0 scoreless IP in his first victory of the season on 5/18 at Columbus ... tossed 6.0 scoreless IP on 6/25 at Durham and 7.0 scoreless IP on 8/11 at Rochester.
- RHP **Thyago Vieira** represented Charlotte at the IL midseason All-Star Game ... was promoted to Chicago for the remainder of the season on 7/27.
 - ◆ Averaged 11.0 strikeouts per 9.0 IP (50 SO/41. IP).
 - ◆ Owned a 2.66 ERA (7 ER/23.2 IP) and held opponents to a .176 (14-84) opponents average over 19 appearances from 5/4-6/30.

IL STANDINGS

South Division	W-L	PCT.	GB
Durham (T.B.)*	79-60	.568	—
Gwinnett (ATL)	70-69	.504	9.0
Norfolk (BAL)	69-71	.465	10.5
Charlotte (SOX)	64-75	.460	15.0

North Division	W-L	PCT.	GB
Lehigh Valley (PHI)	84-56	.600	—
Scranton/WB (NYY)	73-65	.529	10.0
Pawtucket (BOS)	66-73	.475	17.5
Rochester (MIN)	64-76	.457	20.0
Syracuse (WAS)	64-76	.457	20.0
Buffalo (TOR)	61-77	.442	22.0

West Division	W-L	PCT.	GB
Toledo (DET)	73-66	.525	—
Columbus (CLE)	73-67	.521	0.5
Indianapolis (PIT)	73-67	.521	0.5
Louisville (CIN)	61-76	.445	11.0

*International League Champion

KNIGHTS AT A GLANCE

STAFF

Manager	Mark Grudzielanek
Pitching Coach	Steve McCatty
Hitting Coach	Andy Tomberlin
Coach	Garey Ingram
Trainer	Scott Johnson

2018 RESULTS

Home Attendance	619,639 (69 dates)
Home Average	8,980

HITTING LEADERS

Average	Eloy Jiménez, .355
Games	Patrick Leonard, 124
Runs	Eddy Alvarez, 52
Hits	Patrick Leonard, 104
Total Bases	Matt Skole, 174
Doubles	Patrick Leonard, 29
Triples	José Rondón, 4
Home Runs	José Rondón, 18
RBI	Patrick Leonard, 50
Walks	Matt Skole, 61
Stolen Bases	Jacob May, 15
Slugging Pct.	Eloy Jiménez, .597
On-Base Pct.	Eloy Jiménez, .399

PITCHING LEADERS

Wins	Donn Roach, 9
Losses	Asher Wojciechowski, 9
ERA, Starter	Donn Roach, 2.65
ERA, Reliever	Xavier Cedeño, 1.25
Games	Rob Scahill, 52
Games Started	Michael Kopech, 24
Complete Games	TJ House, 1
Saves	Ian Hamilton, 10
Innings Pitched	Michael Kopech, 126.1
Strikeouts	Michael Kopech, 170

KNIGHTS STATISTICS

BATTERS	AVG	G	AB	R	H	2B	3B	HR	RBI	TB	BB	IBB	SO	SB	CS	OBP	SLG	OPS	SF	SH	HBP	GI		GAMES BY POSITION						
																						DP	DP	1B	2B	3B	SS	OF	C	E
Álvarez, E.	.253	101	308	52	78	26	3	8	37	134	43	0	79	5	3	.348	.435	.783	2	7	3	6	0	67	1	31	0	0	14	
Austin, B.	.235	14	34	3	8	2	0	0	2	10	8	0	13	0	0	.381	.294	.675	0	1	0	0	0	0	0	0	0	0	9	0
Brett, R.	.071	10	28	1	2	0	0	0	0	2	1	0	7	1	0	.103	.071	.175	0	1	0	1	0	3	1	0	5	0	4	
Castillo, W.	.189	10	37	2	7	1	0	0	3	8	3	0	11	0	0	.250	.216	.466	0	0	0	2	0	0	0	0	0	0	8	0
Cordell, R.	.239	44	176	15	42	9	2	3	22	64	11	0	44	7	2	.281	.364	.645	4	0	1	3	0	0	0	0	41	0	1	
Cunningham, T.	.192	9	26	3	5	1	0	0	2	6	4	0	4	2	1	.290	.231	.521	1	1	0	0	0	0	0	0	9	0	1	
Delmonico, N.	.400	5	20	3	8	4	0	0	2	12	4	0	4	0	0	.500	.600	1.100	0	0	0	2	0	0	0	2	0	0	0	0
Elmore, J.	.289	100	329	47	95	18	1	1	27	118	55	0	58	11	2	.397	.359	.756	3	1	6	13	0	33	21	25	14	0	6	
Flete, B.	.346	8	26	1	9	2	0	0	3	11	0	0	7	0	1	.393	.423	.816	0	0	2	0	0	4	1	3	0	0	2	
García, A.	.360	7	25	5	9	3	0	3	9	21	3	0	9	0	0	.429	.840	1.269	0	0	0	0	0	0	0	0	5	0	0	
García, L.	.429	4	14	4	6	3	0	0	3	9	1	0	3	0	0	.467	.643	1.110	0	0	0	0	0	0	0	1	2	0	0	
Garneau, D.	.252	45	139	19	35	9	0	7	22	65	16	0	38	0	2	.340	.468	.807	1	0	3	0	1	0	0	0	1	39	5	
Giavotella, J.	.225	11	40	4	9	1	0	0	0	10	0	0	5	0	0	.225	.250	.475	0	0	0	0	0	5	0	0	0	0	0	
Gillaspie, C.	.220	71	255	20	56	18	0	3	22	83	24	1	91	0	0	.285	.325	.610	2	0	2	69	0	0	0	0	0	0	0	5
González, A.	.193	33	109	12	21	2	0	0	5	23	13	0	37	0	0	.288	.211	.499	1	1	2	1	0	0	0	0	0	32	2	
Jiménez, E.	.355	55	211	28	75	13	1	12	33	126	14	2	30	0	1	.399	.597	.996	1	0	2	8	0	0	0	0	46	0	3	
LaMarre, R.	.222	12	45	7	10	2	2	0	2	16	4	0	14	2	0	.286	.356	.641	0	1	0	1	0	0	0	0	9	0	0	
Leonard, P.	.242	124	430	43	104	29	2	11	50	170	43	3	145	3	2	.315	.395	.711	2	1	4	9	9	0	101	0	0	0	9	
May, J.	.255	81	314	30	80	19	1	2	30	107	20	0	73	15	11	.303	.341	.643	1	5	2	2	0	0	0	0	81	0	1	
Palka, D.	.286	17	63	11	18	3	0	3	7	30	10	1	21	1	2	.384	.476	.860	0	0	0	1	0	0	0	0	15	0	0	
Pérez, J.	.184	46	163	20	30	6	2	4	11	52	12	0	56	9	2	.249	.319	.568	0	1	2	3	0	32	0	6	8	0	6	
Presley, A.	.198	29	101	6	20	3	0	1	12	26	8	0	19	0	2	.261	.257	.519	1	0	1	2	0	0	0	0	29	0	1	
Robbins, M.	.265	57	215	23	57	10	3	2	24	79	8	0	48	3	1	.289	.367	.656	2	0	0	6	0	0	0	0	0	47	0	0
Rondón, J.	.249	80	313	41	78	15	4	18	38	155	16	0	82	5	6	.290	.495	.785	3	1	3	10	0	0	2	78	0	0	9	
Saunders, M.	.152	13	46	4	7	1	0	1	4	11	5	0	10	0	0	.235	.239	.474	0	0	0	2	0	0	0	0	10	0	0	
Skole, M.	.237	121	431	50	102	28	1	14	44	174	61	1	125	3	1	.336	.404	.740	3	0	5	5	63	0	18	0	0	0	1	
Smith, K.	.268	30	112	12	30	4	0	4	16	46	8	0	18	0	0	.331	.411	.741	1	0	3	4	0	0	0	0	22	2	2	
Thompson, T.	.213	46	160	22	34	12	0	4	15	58	15	0	57	3	1	.278	.363	.641	1	0	0	2	0	0	0	0	40	0	3	
Tilson, C.	.244	67	270	27	66	12	0	0	25	78	16	0	52	10	2	.288	.289	.577	1	4	1	2	0	0	0	0	66	0	2	
Zavala, S.	.243	48	181	18	44	15	0	2	20	65	6	0	44	0	2	.267	.359	.626	3	0	1	6	0	0	0	0	0	35	1	
TOTALS	.248	139	4621	533	1145	271	22	103	490	1769	432	8	1204	80	44	.316	.383	.698	33	25	41	91						87		

PITCHERS	W	L	ERA	G	GS	CG	SHO	SV	SVO	IP	H	R	ER	HR	HB	BB	IBB	SO	BK	WP	G/A	DP	WHIP	AVG	AB	TBF	SF	GF	HLD
Beck, C.	0	0	2.00	4	2	0	0	0	0	9.0	4	3	2	0	0	3	0	13	0	1	0.88	0	0.78	.129	31	35	1	1	1
Brennan, B.	1	1	5.40	4	0	0	0	0	0	5.0	3	3	3	0	0	3	0	9	0	1	1.50	1	1.20	.176	17	20	0	2	0
Bummer, A.	2	3	2.64	31	0	0	0	0	1	30.2	27	11	9	0	0	11	1	30	0	3	2.75	3	1.24	.235	115	128	1	5	10
Burr, R.	0	1	1.08	7	0	0	0	0	0	8.1	4	2	1	0	0	2	0	8	0	0	7.00	1	0.72	.154	26	30	0	2	0
Cedeno, X.	0	0	1.25	20	0	0	0	0	1	21.2	12	5	3	1	0	4	0	25	0	1	2.25	2	0.74	.162	74	80	0	3	6
Covey, D.	3	1	2.33	7	7	0	0	0	0	38.2	32	14	10	3	2	15	0	35	0	0	1.96	5	1.22	.232	138	158	2	0	0
Danish, T.	2	3	3.01	33	2	0	0	0	3	71.2	63	27	24	6	1	28	0	53	1	4	1.25	7	1.27	.235	268	300	2	2	4
Elmore, J.	0	0	18.00	1	0	0	0	0	0	1.0	2	2	2	1	0	2	0	0	0	0	1.00	1	4.00	.500	4	6	0	1	0
Frare, C.	1	0	0.71	11	0	0	0	0	0	12.2	5	1	1	0	1	7	0	19	0	1	0.90	0	0.95	.119	42	51	0	2	2
Fry, J.	0	0	1.35	5	0	0	0	0	0	6.2	3	1	1	1	0	0	0	11	0	1	2.33	0	0.45	.125	24	24	0	0	2
Fulmer, C.	5	6	5.32	25	9	0	0	0	1	67.2	70	41	40	10	1	41	0	62	1	15	0.83	6	1.64	.271	258	304	1	5	2
Gomez, J.	5	0	2.03	30	0	0	0	2	4	40.0	35	11	9	2	0	13	0	35	0	3	1.89	6	1.20	.240	146	161	0	9	4
Gonzalez, M.	0	0	0.00	1	1	0	0	0	0	3.0	1	0	0	0	0	1	0	1	0	0	0.80	0	0.67	.091	11	12	0	0	0
Guerrero, J.	7	2	3.46	12	12	0	0	0	0	65.0	64	28	25	4	1	28	0	62	0	2	1.10	4	1.42	.251	255	285	0	0	0
Hamilton, Ian	1	1	1.71	22	0	0	0	10	13	26.1	18	5	5	2	1	4	0	28	0	2	1.61	3	0.84	.198	91	98	0	18	0
Hasler, D.	0	0	6.75	1	0	0	0	0	0	2.2	6	2	2	0	0	0	0	3	0	0	0.67	0	2.25	.462	13	14	1	0	0
House, T.	1	6	6.81	9	9	1	0	0	0	39.2	49	40	30	2	1	18	0	24	0	4	1.38	5	1.69	.302	162	187	6	0	0
Infante, G.	2	4	4.32	44	0	0	0	9	13	50.0	49	26	24	10	1	10	1	51	0	4	0.98	3	1.18	.257	191	204	1	30	3
Kopecch, M.	7	7	3.70	24	24	0	0	0	0	126.1	101	58	52	9	13	60	0	170	1	12	0.81	8	1.27	.219	461	543	6	0	0
Kubat, K.	0	0	13.50	1	0	0	0	0	0	2.0	3	3	3	1	0	1	0	3	0	0	0.50	0	2.00	.333	9	10	0	0	0
Minaya, J.	1	3	4.24	19	0	0	0	2	3	23.1	18	12	11	4	2	8	0	27	0	4	0.95	3	1.11	.217	83	94	1	10	2
Pinto, R.	2	2	5.80	27	3	0	0	0	1	54.1	68	35	35	7	3	22	0	38	0	3	1.28	9	1.66	.309	220	245	0	5	4
Quijada, J.	0	0	0.00	1	0	0	0	0	0	1.0	0	0	0	0	0	0	0	0	1	0	0.00	0	0.00	.000	3	3	0	0	0
Roach, D.	9	2	2.65	16	15	0	0	0	0	95.0	95	32	28	3	4	21</													

CLASS AA BIRMINGHAM

OVERVIEW

STAFF

PLAYERS 1

PLAYERS 2

40-MAN ROSTER

2018 REVIEW

OPPONENTS

CHRONOLOGY

MINOR LEAGUES

SOUTHERN LEAGUE LEADERS

- **Zack Collins** tied for second in on-base percentage (.382).
- **Brandon Brennan** ranked third in opponents average for a reliever (.197).
- **José Ruiz** ranked third in saves (14).
- **Ian Hamilton** ranked fourth in saves (12).
- **Kodi Medeiros** ranked fourth in strikeouts (141), fifth in IP (137.2) and fifth in opponents batting average (.242).

TEAM HIGHLIGHTS

- Class AA Birmingham suffered its fifth straight losing season in 2018, finishing fourth in the Southern League South Division with a 66-72 overall record ... went 32-36 in the first half and 34-36 in the second half.
- The Barons led the Southern League in attendance (391,061) for the sixth straight season.
- Birmingham ranked second in the Southern League in home runs (119) and saves (41).
- Lost a season-high six straight games from 4/15-20.
- RHP **Dane Dunning**, RHP **Ian Hamilton**, C **Seby Zavala**, C **Zack Collins**, INF **Danny Mendick** and OF **Eloy Jiménez** were all named SL midseason All-Stars.

INDIVIDUAL HIGHLIGHTS

- RHP **Dylan Cease** was named MLB Pipeline Pitcher of the Year ... went 3-0 with a 1.72 ERA (10 ER/52.1 IP) over 10 games after his promotion to the Barons.
 - ◆ Tossed 24.0 consecutive scoreless IP from 7/20-8/10.
 - ◆ Recorded a no-hit bid over 6.2 IP and matched his career-high with 12 strikeouts on 7/25 vs. Tennessee.
 - ◆ Was a two-time White Sox Minor League Pitcher of the Month honoree, earning the distinction for his performances in July and August/September.
 - ◆ Ranked as the third-best prospect in the Southern League by *Baseball America*, following the season.
- OF **Eloy Jiménez** ranked second on the Barons in slugging percentage (.556), third in batting average (.317) and on-base percentage (.368), tied for fourth in triples (two) and ranked sixth in doubles (15), home runs (six) and RBI (42).
 - ◆ Hit safely in 15 straight games from 4/26-5/11, batting .394 (26-66) with nine doubles, five home runs and 19 RBI ... tied for the second-longest hitting streak in the SL.
 - ◆ Recorded a 13-game hitting streak from 5/19-6/3, batting .404 (21-52) with four doubles, two triples, three home runs and 11 RBI.
 - ◆ Compiled a 20-game on-base streak from 4/21-5/11, batting .361 (36-53) with seven home runs and 23 RBI.
 - ◆ Was named SL Batter of the Week (5/28-6/3) and a SL midseason All-Star.
 - ◆ Promoted to Class AAA Charlotte on 6/21.
- C **Zack Collins** led the Barons in RBI (68) and walks (101), ranked second in runs scored (58), on-base percentage (.382), tied for second in home runs (15) and ranked third in hits (98) and doubles (24).
 - ◆ Was named SL Batter of the Week (4/23-29) and a SL midseason All-Star.
 - ◆ Batted .322 (28-87) with four doubles, five home runs, 13 RBI, 33 walks, a .508 on-base percentage and .540 slugging percentage in May ... hit .206 (13-63) with two doubles, three triples, two homers and nine RBI in April.
- INF **Trey Michalczewski** led Birmingham in hits (114), doubles (26) and triples (six), ranked second in RBI (68) and third in runs scored (46).
 - ◆ Recorded a 13-game hitting streak at home from 7/3-25, batting .358 (19-53) with five doubles, one triple, one home run and eight RBI.
- INF **Danny Mendick** led Birmingham in stolen bases (20) and runs scored (62), ranked second in hits (112), doubles (25) and walks (57), third in RBI (59) and fourth in home runs (14).
 - ◆ Was named to the SL midseason All-Star team.
- LHP **Colton Turner** led all Baron relievers in wins (seven) and ranked second in ERA (0.86).
 - ◆ Went 4-1 with three saves over his last 18 appearances with Birmingham before his promotion to Charlotte on 8/22 ... posted a 0.94 ERA (3 ER/28.2 IP) with 32 strikeouts.

SL STANDINGS

FIRST HALF

North Division	W-L	PCT.	GB
Jackson (ARI)*	39-30	.565	—
Montgomery (T.B.)	37-33	.529	2.5
Chattanooga (MIN)	36-33	.522	3.0
Tennessee (CHC)	36-34	.514	3.5
Birmingham (SOX)	32-36	.471	6.5

South Division	W-L	PCT.	GB
Biloxi (MIL)	41-29	.586	—
Mobile (LAA)	37-31	.544	3.0
Pensacola (CIN)	30-38	.441	10.0
Mississippi (ATL)	29-41	.414	12.0
Jacksonville (MIA)	28-40	.412	12.0

SECOND HALF

North Division	W-L	PCT.	GB
Montgomery (T.B.)	42-28	.600	—
Jackson (ARI)*	36-34	.514	6.0
Birmingham (SOX)	34-36	.486	8.0
Tennessee (CHC)	31-37	.456	10.0
Chattanooga (MIN)	29-39	.426	12.0

South Division	W-L	PCT.	GB
Biloxi (MIL)	40-30	.571	—
Pensacola (CIN)	39-30	.565	0.5
Mississippi (ATL)	38-30	.559	1.0
Mobile (LAA)	29-39	.426	10.0
Jacksonville (MIA)	27-42	.391	12.5

*Southern League Champion

BARONS AT A GLANCE

STAFF

Manager	Ryan Newman
Pitching Coach	Richard Dotson
Hitting Coach	Cole Armstrong
Coach	Everett Teaford

2018 RESULTS

Overall Record	66-72
Home Attendance	391,061
Home Average	5,751

HITTING LEADERS

Average	Mason Robbins, .350
Runs	Danny Mendick, 62
Hits	Trey Michalczewski, 114
Total Bases	Danny Mendick, 179
Doubles	Trey Michalczewski, 26
Triples	Trey Michalczewski, 6
Home Runs	Matt Rose, 16
RBI	Zack Collins, 68
Walks	Zack Collins, 101
Stolen Bases	Danny Mendick, 20
Slugging Pct.	Ryan Cordell, .583
On-Base Pct.	Ryan Cordell, .385

PITCHING LEADERS

Wins	Two Players, 7
Losses	Matt Tomshaw, 8
ERA, Starter	Dylan Cease, 1.72
ERA, Reliever	Bryant Flete, 0.00
Games	Brian Clark, 41
Games Started	Kodi Medeiros, 22
Complete Games	Three Players, 1
Saves	Jose Ruiz, 14
Innings Pitched	Kodi Medeiros, 137.2
Strikeouts	Kodi Medeiros, 141

BARONS STATISTICS

BATTERS	AVG	G	AB	R	H	2B	3B	HR	RBI	TB	BB	IBB	SO	SB	CS	OBP	SLG	OPS	SF	SH	HBP	DP	GAMES BY POSITION										
																							1B	2B	3B	SS	OF	C	E				
Barnum, K.	.202	79	272	25	55	8	1	15	44	110	10	0	96	0	0	.236	.404	.640	0	0	2	8	65	0	0	0	0	0	0	6			
Basabe, L.	.251	61	231	41	58	9	3	6	26	91	30	0	76	9	4	.340	.394	.734	2	5	2	3	0	0	0	0	58	0	1				
Basto, N.	.165	35	115	15	19	2	1	1	8	26	16	0	43	0	1	.284	.226	.510	0	1	3	3	22	0	2	0	12	0	2				
Booker, J.	.266	66	267	43	71	12	2	2	17	93	22	0	77	12	8	.338	.348	.686	2	5	8	3	0	0	0	0	65	0	3				
Brett, R.	.265	47	166	27	44	9	1	3	15	64	5	0	43	3	1	.293	.386	.679	1	0	2	0	0	6	0	0	40	0	2				
Call, A.	.242	67	236	28	57	17	1	7	30	97	25	0	75	2	1	.325	.411	.736	2	1	5	2	0	0	0	0	63	0	2				
Collins, Z.	.234	122	418	58	98	24	1	15	68	169	101	2	158	5	0	.382	.404	.786	7	2	3	6	0	0	0	0	0	74	9				
Cordell, R.	.333	3	12	2	4	0	0	1	3	7	1	0	3	0	0	.385	.583	.968	0	0	0	1	0	0	0	0	2	0	0				
Delmonico, N.	.200	5	15	1	3	0	0	0	0	3	1	0	3	0	0	.250	.200	.450	0	0	0	2	1	0	0	0	3	0	0				
Fisher, J.	.216	97	315	31	68	11	2	6	24	101	44	1	113	3	4	.321	.321	.641	3	2	6	4	0	0	0	0	78	0	9				
Flete, B.	.240	82	258	33	62	10	2	2	25	82	34	1	70	4	6	.348	.318	.666	1	1	9	5	0	36	41	3	0	0	17				
Giavotella, J.	.200	3	10	1	2	0	0	0	3	2	2	0	3	0	0	.333	.200	.533	0	0	0	0	0	3	0	0	0	0	0				
González, A.	.298	31	104	10	31	6	0	2	12	43	6	0	26	2	1	.342	.413	.756	0	1	1	3	0	0	0	0	0	31	4				
Hawkins, C.	.120	9	25	1	3	1	0	0	3	4	2	0	10	0	0	.172	.160	.332	2	0	0	1	0	0	0	0	8	0	2				
Jiménez, E.	.317	53	205	36	65	15	2	10	42	114	18	0	39	0	0	.368	.556	.925	4	0	1	6	0	0	0	0	43	0	1				
Mendick, D.	.247	132	453	62	112	25	0	14	59	179	57	0	90	20	10	.340	.395	.735	7	2	10	6	0	0	0	131	0	0	17				
Michalczewski, T.	.253	126	451	46	114	26	6	6	65	170	27	1	131	4	3	.302	.377	.679	12	3	10	9	0	74	46	1	0	0	11				
Muno, J.	.125	5	8	1	1	0	0	0	0	1	2	0	1	0	0	.300	.125	.425	0	0	0	0	0	0	0	1	3	0	0				
Polo, T.	.245	46	163	22	40	6	3	1	8	55	12	0	34	15	4	.313	.337	.650	0	2	4	5	0	0	0	0	45	0	2				
Robbins, M.	.350	5	20	2	7	0	0	1	3	10	0	0	2	0	0	.350	.500	.850	0	0	0	1	0	0	0	0	3	0	0				
Roman, M.	.232	27	95	11	22	3	0	0	3	25	3	0	39	3	0	.267	.263	.530	1	4	2	2	0	23	0	2	0	0	2				
Rose, M.	.183	115	426	42	78	18	0	16	54	144	35	0	146	0	0	.245	.338	.583	4	1	1	8	58	0	54	1	0	0	20				
Schroeder, C.	.000	2	7	2	0	0	0	0	0	0	2	0	3	0	0	.222	.000	.222	0	0	0	1	0	0	0	0	0	0	2	1			
Zavala, S.	.271	56	199	32	54	7	0	11	31	94	27	0	65	0	0	.358	.472	.830	4	0	2	5	0	0	0	0	0	31	1				
TOTALS	.239	138	4471	572	1068	209	25	119	543	1684	482	5	1346	82	43	.319	.377	.696	52	30	71	84							132				

PITCHERS	W	L	ERA	G	GS	CG	SHO	SV	SVO	IP	H	R	ER	HR	HB	BB	IBB	SO	BK	WP	G/A	DP	WHIP	AVG	AB	TBF	SF	GF	HLD
Adams, S.	3	6	4.59	13	13	0	0	0	0	68.2	80	36	35	10	0	20	0	53	1	2	0.97	4	1.46	.290	276	299	2	0	0
Banks, T.	4	5	2.66	10	10	0	0	0	0	61.0	59	23	18	5	3	15	0	44	0	2	0.88	8	1.21	.258	229	249	1	0	0
Brennan, B.	4	3	3.10	40	1	0	0	1	1	69.2	54	28	24	4	2	21	0	70	0	9	1.51	2	1.08	.207	261	285	0	14	5
Burr, R.	4	2	2.72	30	0	0	0	2	5	43.0	30	15	13	3	0	23	0	43	0	7	1.28	5	1.23	.196	153	178	2	10	6
Cabrera, M.	0	0	20.25	2	0	0	0	0	0	1.1	2	3	3	0	0	4	0	0	0	1	0.00	0	4.50	.400	5	9	0	0	0
Cease, D.	3	0	1.72	10	10	0	0	0	0	52.1	30	11	10	3	0	22	0	78	0	3	1.32	0	0.99	.168	179	202	1	0	0
Clark, B.	2	4	4.76	41	3	0	0	4	5	62.1	62	38	33	5	3	21	1	65	0	3	0.92	5	1.33	.259	239	268	3	14	5
Clarkin, I.	4	5	4.98	18	10	1	0	0	0	68.2	74	43	38	7	5	31	0	35	0	5	1.34	1	1.53	.278	266	304	2	5	1
Dopico, D.	0	0	3.00	1	0	0	0	0	0	3.0	4	1	1	0	0	1	0	1	0	0	3.00	0	1.67	.308	13	14	0	0	0
Dunning, D.	5	2	2.76	11	11	0	0	0	0	62.0	57	24	19	0	3	23	0	69	0	4	1.18	8	1.29	.243	235	262	0	0	0
Flete, B.	0	0	0.00	1	0	0	0	0	0	1.0	0	0	0	0	0	1	0	1	0	0	1.00	0	1.00	.000	3	4	0	1	0
Flores, B.	3	5	2.76	13	13	1	0	0	0	78.1	79	27	24	5	3	14	0	47	2	6	1.57	12	1.19	.271	292	315	2	0	0
Foster, M.	0	4	3.94	24	0	0	0	1	1	32.0	33	19	14	3	0	13	0	30	0	0	0.82	1	1.44	.264	125	138	0	9	2
Goldberg, B.	0	0	2.82	17	0	0	0	0	0	22.1	19	10	7	0	1	15	0	34	0	3	1.64	3	1.52	.235	81	98	0	5	4
Guerrero, J.	3	6	6.06	14	13	0	0	0	0	65.1	84	48	44	6	3	19	0	58	1	3	1.26	4	1.58	.315	267	293	3	0	0
Hamilton, I.	2	1	1.78	21	0	0	0	12	13	25.1	20	6	5	0	0	12	0	34	0	1	0.91	0	1.26	.211	95	108	0	21	0
Hansen, A.	0	4	6.56	9	9	0	0	0	0	35.2	30	30	26	3	0	42	0	35	2	7	0.55	3	2.02	.238	126	172	4	0	0
Johansen, J.	2	4	4.15	31	0	0	0	1	4	47.2	57	34	22	2	5	16	0	35	0	5	1.27	1	1.53	.291	196	222	4	8	4
Lambert, J.	3	1	2.88	5	5	0	0	0	0	25.0	20	8	8	2	0	6	0	30	0	4	0.96	1	1.04	.217	92	101	3	0	0
Medeiros, K.	0	2	4.98	7	7	0	0	0	0	34.1	31	21	19	4	3	22	0	34	0	3	1.48	4	1.54	.250	124	152	1	0	0
Paulino, F.	0	2	9.00	2	2	0	0	0	0	9.0	13	13	9	3	1	7	0	3	0	1	0.60	0	2.22	.325	40	48	0	0	0
Quijada, J.	0	0	18.00	1	0	0	0	0	0	1.0	3	2	2	0	0	0	0	0	0	1	1.00	1	3.00	.600	5	5	0	0	0
Rondón, J.	0	1	4.85	9	0	0	0	0	1	13.0	13	7	7	0	0	8	0	14	0	2	0.85	2	1.62	.255	51	59	0	2	1
Ruiz, J.	3	1	3.18	33	0	0	0	14	16	45.1	33	18																	

CLASS A WINSTON-SALEM

OVERVIEW

STAFF

PLAYERS 1

PLAYERS 2

40-MAN ROSTER

2018 REVIEW

OPPONENTS

CHRONOLOGY

MINOR LEAGUES

CAROLINA LEAGUE LEADERS

- **Blake Rutherford** ranked second in RBI (78) and hits (131) and fourth in batting average (.293).
- **Gavin Sheets** ranked fifth in average (.293) and on-base percentage (.368).
- **Yermin Mercedes** ranked fourth in slugging percentage (.478) and sixth in batting average (.289).
- **Luis Martinez** tied for fourth in IP (137.0).

TEAM HIGHLIGHTS

- Class A Winston-Salem snapped back-to-back losing seasons, finishing first in the Carolina League Southern Division with an 84-54 overall record ... the Dash clinched the first-half division title, going 41-29 ... went 43-25 in the second half of the season, tied for first place in the division.
- Lost to Buies Creek, 3-0, in the semifinals of the CL playoffs.
- Winston-Salem batters ranked first in the CL in batting average (.273), hits (1,265), doubles (263), triples (44), RBI (661) and runs (711) ... Dash pitchers led the league in holds (38) and ranked fourth in ERA (3.66).
- The Dash scored 10-plus runs 19 times, including a season-high 19 on 6/25 at Frederick.
- Manager **Omar Vizquel** was named the CL Manager of the Year.
- OF **Luis Alexander Basabe**, OF **Joel Booker**, RHP **Dylan Cease** and LHP **Bernardo Flores** and RHP **Matt Foster** were each named to the CL midseason All-Star team ... OF **Micker Adolfo**, C **Yermin Mercedes**, OF **Blake Rutherford** and **Vizquel** were named to the CL postseason All-Star team.
- The Dash paced all 30 Class A Advanced teams in total attendance for the fourth time in BB&T Ballpark history.

INDIVIDUAL HIGHLIGHTS

- OF **Blake Rutherford** led the Dash in triples (9), RBI (78), hits (131), total bases (195) and batting average (.293).
 - ◆ Was named to the CL postseason All-Star team.
 - ◆ Batted .300-plus in April (.338), June (.300) and July (.347).
 - ◆ Recorded a 12-game hitting streak from 7/16-28, batting .353 (18-51) with two doubles, six RBI and four multihit efforts.
 - ◆ Drove in a career-high five runs, including three on a game-winning home run in the 10th inning, on 5/9 at Salem.
- 1B **Gavin Sheets** ranked among Dash leaders in doubles (1st, 28), walks (1st, 52), on-base percentage (1st, .368), total bases (2nd, 178) and RBI (3rd, 61).
 - ◆ Recorded a 15-game hitting streak from 6/13-7/1, batting .400 (26-65) with five doubles, two home runs, eight RBI and eight multihit efforts.
 - ◆ Posted monthly batting averages of .300-plus in June (.329), July (.309) and August (.313) ... batted .290 (20-69) in April.
 - ◆ Hit .296 (105-355) with six homers and 52 RBI against right-handed pitching (.280/0/9 vs. lefties).
- RHP **Dylan Cease** was named to the CL midseason All-Star team.
 - ◆ Went 9-2 with a 2.89 ERA (23 ER/71.2 IP) and a league-leading 82 strikeouts in 13 starts before being called up to Class AA Birmingham on 6/19.
 - ◆ Earned CL Pitcher of the Week honors for the period of 4/30-5/6, going 2-0 with a 0.69 ERA (1 ER/13.0 IP) and 18 strikeouts.
- OF **Micker Adolfo** was named a CL postseason All-Star.
 - ◆ Was named the CL Player of the Month for April after batting .308 (28-91) with seven doubles, five home runs and 21 RBI.
 - ◆ Was named CL Player of the Week (4/5-15) after batting .395 (17-43) with five doubles, two home runs, 10 RBI and six multihit games during that period.
 - ◆ Appeared in just six games in July before undergoing Tommy John Surgery on his right arm.
- OF **Luis Robert** was ranked by *Baseball America* as the No. 10 Prospect in the CL following the season.
 - ◆ Was selected to Glendale Desert Dogs roster for the Arizona Fall League ... was named to AFL Fall-Stars team.
- INF **Nick Madrigal**, who was selected by the White in the first round (fourth overall) in the 2018 draft, finished his first pro season with Winston-Salem.
 - ◆ Batted .303 (47-155) with seven doubles, 16 RBI and eight steals over 43 games between three teams in the White Sox organization.
 - ◆ Did not strike out in his first 19 career games (66 at-bats).

CL STANDINGS

FIRST HALF

Southern Division	W-L	PCT.	GB
Winston-Salem (SOX)	41-29	.586	—
Buies Creek (HOU)	37-32	.536	3.5
Down East (TEX)*	35-35	.500	6.0
Carolina (MIL)	34-36	.486	7.0
Myrtle Beach (CHC)	34-36	.486	7.0

Northern Division	W-L	PCT.	GB
Potomac (WAS)	37-30	.552	—
Frederick (BAL)	35-34	.507	3.0
Salem (BOS)	32-36	.471	5.5
Wilmington (K.C.)	31-39	.443	7.5
Lynchburg (CLE)*	29-38	.433	8.0

SECOND HALF

Southern Division	W-L	PCT.	GB
Buies Creek (HOU)	43-25	.632	—
Winston-Salem (SOX)	43-25	.632	—
Carolina (MIL)	31-37	.456	12.0
Myrtle Beach (CHC)	27-42	.391	16.5
Down East (TEX)	24-46	.343	20.0

Northern Division	W-L	PCT.	GB
Lynchburg (CLE)	42-28	.600	—
Potomac (WAS)	37-32	.536	4.5
Wilmington (K.C.)	37-33	.529	5.0
Salem (BOS)	31-39	.443	11.0
Frederick (BAL)	30-38	.441	11.0

DASH AT A GLANCE

STAFF

Manager	Omar Vizquel
Pitching Coach	Matt Zaleski
Hitting Coach	Charlie Poe
Trainer	Josh Fallin

2018 RESULTS

Home Attendance	292,774 (66 dates)
Home Average	4,436

HITTING LEADERS

Average	Blake Rutherford, .293
Runs	Blake Rutherford, 67
Hits	Blake Rutherford, 131
Total Bases	Blake Rutherford, 195
Doubles	Gavin Sheets, 28
Triples	Blake Rutherford, 9
Home Runs	Yermin Mercedes, 14
RBI	Blake Rutherford, 78
Walks	Gavin Sheets, 52
Stolen Bases	Yeyson Yrizarri, 16
Slugging Pct.	Yermin Mercedes, .478
On-Base Pct.	Gavin Sheets, .368

PITCHING LEADERS

Wins	Luis Martinez, 9
Losses	Two players tied, 7
ERA, Starter	Tanner Banks, 2.54
ERA, Reliever	Tyler Johnson, 1.45
Games	Mike Morrison, 40
Games Started	Luis Martinez, 23
Complete Games	Two players tied, 1
Saves	Tyler Johnson, 7
Innings Pitched	Luis Martinez, 137.0
Strikeouts	Dane Dunning, 135

DASH STATISTICS

BATTERS	AVG	G	AB	R	H	2B	3B	HR	RBI	TB	BB	IBB	SO	SB	CS	OBP	SLG	OPS	SF	SH	HBP	DP	GAMES BY POSITION								
																							1B	2B	3B	SS	OF	C	E		
Adolfo, M.	.282	79	291	48	82	18	1	11	50	135	34	0	92	2	1	.369	.464	.833	3	0	8	3									
Basabe, L.	.266	58	207	36	55	12	5	9	30	104	34	0	64	7	8	.370	.502	.873	1	2	1	2	0	0	0	0	55	0	3		
Booker, J.	.297	53	192	39	57	14	2	5	21	90	22	1	42	14	9	.389	.469	.858	0	2	7	1	0	0	0	0	50	0	2		
Brown, N.	.162	14	37	2	6	1	1	0	4	9	3	0	12	0	0	.244	.243	.487	0	0	1	0	0	0	0	11	0	0			
Call, A.	.256	56	195	35	50	11	3	5	28	82	35	0	52	4	6	.368	.421	.788	3	2	1	3	0	0	0	0	55	0	0		
Duarte, M.	.111	6	9	1	1	0	0	0	0	1	1	0	2	1	1	.200	.111	.311	0	1	0	0	5	0	1	0	0	0	0		
Forbes, T.	.273	119	432	59	118	21	6	6	51	169	21	0	74	4	9	.313	.391	.704	2	2	5	16	1	27	75	8	0	0	21		
González, D.	.241	24	54	10	13	0	0	1	5	16	6	1	14	1	0	.328	.296	.624	0	1	1	3	2	0	0	0	3	20	2		
González, L.	.313	62	252	50	79	24	3	6	45	127	27	0	46	3	5	.376	.504	.880	6	0	2	2	0	0	0	0	56	0	2		
Madrigal, N.	.306	26	98	14	30	4	0	0	9	34	5	0	5	6	3	.355	.347	.702	1	0	3	2	0	25	0	0	0	0	1		
Mercedes, Y.	.289	103	360	58	104	24	1	14	64	172	40	2	67	4	0	.362	.478	.840	5	0	4	7	14	0	0	0	0	0	79	8	
Muno, J.	.258	20	62	10	16	2	1	1	8	23	2	0	17	2	0	.299	.371	.669	1	0	2	0	2	1	1	1	15	0	2		
Nolan, N.	.173	50	162	16	28	7	1	3	20	46	16	0	78	0	0	.251	.284	.535	0	0	1	2	0	0	0	0	0	50	4		
Remillard, Z.	.250	110	380	58	95	16	3	11	52	150	30	0	103	8	6	.316	.395	.711	1	1	7	7	19	10	45	2	35	0	13		
Rivera, L.	.280	61	225	38	63	15	2	7	37	103	7	0	44	10	7	.325	.458	.783	2	6	9	2	0	1	0	56	0	11			
Robert, L.	.244	32	123	21	30	6	1	0	11	38	8	0	37	8	2	.317	.309	.625	2	1	6	1	0	0	0	0	31	0	3		
Roman, M.	.293	90	297	47	87	14	1	3	41	112	34	0	70	15	6	.362	.377	.739	7	2	2	4	0	77	0	10	0	0	11		
Rutherford, B.	.293	115	447	67	131	25	9	7	78	195	34	1	90	15	8	.345	.436	.781	3	0	3	12	0	0	0	0	102	0	5		
Sheets, G.	.293	119	437	58	128	28	2	6	61	178	52	0	81	1	0	.368	.407	.776	5	0	3	7	108	0	0	0	0	0	4		
Yrizarri, Y.	.247	101	372	44	92	21	2	6	46	135	18	0	75	16	7	.296	.363	.659	3	2	9	8	0	0	19	64	17	0	18		
TOTALS	.273	138	4632	711	1265	263	44	101	661	1919	429	5	1065	121	78	.341	.414	.756	45	22	75	82							123		

PITCHERS	W	L	ERA	G	GS	CG	SHO	SV	SVO	IP	H	R	ER	HR	HB	BB	IBB	SO	BK	WP	G/A	DP	WHIP	AVG	AB	TBF	SF	GF	HLD				
Banks, T.	8	2	2.54	13	13	1	0	0	0	85.0	81	33	24	3	1	17	1	56	1	2	0.86	7	1.15	.253	320	345	3	0	0				
Battenfield, B.	5	2	4.22	9	9	0	0	0	0	53.1	50	29	25	10	0	13	0	46	0	4	0.79	3	1.18	.248	202	218	2	0	0				
Cease, D.	9	2	2.89	13	13	0	0	0	0	71.2	52	31	23	5	3	28	0	82	0	5	1.05	6	1.12	.204	255	290	1	0	0				
Clarkin, I.	0	0	2.35	4	0	0	0	0	0	7.2	4	2	2	0	0	3	0	6	0	1	2.00	0	0.91	.160	25	28	0	2	0				
Dopico, D.	1	4	2.98	32	4	0	0	5	6	57.1	44	24	19	2	2	26	1	76	0	12	0.64	5	1.22	.211	209	240	2	11	7				
Dunning, D.	1	1	2.59	4	4	0	0	0	0	24.1	20	7	7	2	2	3	0	31	0	1	2.50	4	0.95	.215	93	98	0	0	0				
Flores, B.	5	4	2.55	12	12	0	0	0	0	77.2	75	31	22	5	2	17	0	58	1	4	1.63	7	1.18	.253	297	320	1	0	0				
Foster, M.	2	1	2.57	21	0	0	0	7	7	28.0	25	10	8	1	0	7	1	40	0	2	1.11	2	1.14	.250	100	110	1	19	2				
González, D.	1	0	9.00	1	0	0	0	0	0	1.0	3	2	1	0	0	0	0	1	0	0	0.00	0	3.00	.600	5	5	0	1	0				
Hansen, A.	0	1	5.74	5	5	0	0	0	0	15.2	14	10	10	0	0	17	0	20	0	3	0.35	0	1.98	.250	56	74	0	0	0				
Hasler, D.	9	2	4.38	29	1	0	0	1	1	61.2	71	32	30	6	1	11	0	42	1	1	1.11	6	1.33	.291	244	258	1	2	2				
Henzman, L.	0	1	2.60	14	9	0	0	0	1	34.2	34	15	10	1	1	10	0	20	0	0	1.45	4	1.27	.256	133	146	2	1	1				
Hickman, B.	3	3	6.82	33	7	0	0	0	0	67.1	76	54	51	11	1	50	0	54	0	5	0.95	6	1.87	.287	265	323	6	10	4				
Johnson, T.	4	0	1.45	21	0	0	0	7	8	31.0	19	7	5	1	0	6	1	43	0	0	0.92	2	0.81	.174	109	118	0	19	0				
Kubat, K.	6	3	3.55	32	9	1	0	1	1	91.1	97	39	36	2	2	13	1	77	0	3	1.35	10	1.20	.279	348	372	4	6	4				
Lambert, J.	5	7	3.95	13	13	0	0	0	0	70.2	57	38	31	5	2	21	1	80	0	8	1.03	4	1.10	.224	255	286	3	0	0				
Martinez, L.	9	7	4.47	26	23	0	0	0	0	137.0	137	76	68	9	8	59	0	113	1	14	0.69	12	1.43	.259	528	602	6	0	1				
Mockbee, J.	1	0	4.50	3	0	0	0	0	0	4.0	2	2	2	0	2	2	0	1	0	0	0.83	0	1.00	.143	14	18	0	0	0				
Morrison, M.	5	3	3.13	40	0	0	0	6	6	60.1	39	25	21	5	3	33	3	55	0	5	0.63	4	1.19	.184	212	252	1	24	6				
Muno, J.	0	0	13.50	2	0	0	0	0	0	2.0	3	5	3	0	1	2	0	1	0	0	0.50	0	2.50	.333	9	13	1	2	0				
Parke, J.	5	4	4.24	13	13	0	0	0	0	76.1	90	39	36	6	7	26	0	52	1	1	0.99	10	1.52	.301	299	338	5	0	0				
Peralta, Y.	0	0	6.00	6	0	0	0	1	1	9.0	7	6	6	2	0	6	0	12	0	0	0.56	0	1.44	.219	32	39	1	4	0				
Pinto, R.	1	0	6.75	3	3	0	0	0	0	10.2	13	8	8	2	0	8	0	8	0	0	1.88	0	1.97	.295	44	52	0	0	0				
Ruiz, J.	0	0	2.70	10	0	0	0	2	2	13.1	6	4	4	2	2	5	0	22	1	1	0.64	2	0.83	.130	46	53	0	8	0				
Schryver, H.	0	2	1.20	9	0	0	0	2	2	15.0	9	5	2	1	1	3	0	21	0	0	0.67	0	0.80	.170	53	59	1	5	3				
Seitzer, C.	0	1	7.24	9	0	0	0	0	1	13.2	22	11	11	2	2	5	0	12	0	5	0.65	1	1.98	.361	61	69	1	1	2				
Thompson, Z.	2	1	1.78	22	0	0	0	1	4	35.1	29	12	7	1	1	11	0	36	0	1	0.86	1	1.13	.218	133	146	0	9	4				
Walsh, C.	1	1	3.38	18	0	0	0	2	2	26.2	21	11	10	1	5	20	0	38	0	11	1.39	0	1.54	.214	98	127	2	6	1				
Watts, D.	1	2	2.75	13	0	0	0	1	1	19.2	17	7	6	2	1	4	0	16	0	1	0.44	3	1.07	.239	71	77	1	6	1				
TOTALS	84	54	3.66	138	138	2	12	36	43	1201.1	1117	575	488	87	50	426	91119	6	90	1.16	99	1.28	.247	4516	5076	45	136	38					

OVERVIEW

STAFF

PLAYERS 1

PLAYERS 2

40-MAN ROSTER

2018 REVIEW

OPPONENTS

CHRONOLOGY

MINOR LEAGUES

CLASS A KANNAPOLIS

OVERVIEW

STAFF

PLAYERS 1

PLAYERS 2

40-MAN ROSTER

2018 REVIEW

OPPONENTS

CHRONOLOGY

MINOR LEAGUES

SOUTH ATLANTIC LEAGUE LEADERS

- **Parker Rigler** led the league in starts (27) and ranked third in IP (140.1).
- **Craig Dedelow** ranked second in doubles (33) and third in extra-base hits (51).

TEAM HIGHLIGHTS

- Class A Kannapolis reached the playoffs for the second straight season, finishing in second place in the South Atlantic League Northern Division with a 74-63 overall record ... Kannapolis defeated Hagerstown, 9-4, earning a wild card spot on the final day of the season.
- Lost to Lakewood, 2-0, in the semifinals in SAL playoffs.
- Intimidator hitters ranked second in the SAL in doubles (245), ranked second in on-base percentage (.321) and third in RBI (545).
- Won a season-high six consecutive games from 4/19-24.

INDIVIDUAL HIGHLIGHTS

- INF **Laz Rivera** led the Intimidators in batting average (.346), on-base percentage (.395) and slugging percentage (.502), tied for second in stolen bases (seven) and ranked fifth in runs scored (82).
 - ◆ Recorded a 26-game on-base streak at home from 4/15-6/12, batting .372 (35-94) with five doubles, one triple and 10 RBI.
 - ◆ Recorded a 12-game hitting streak at home from 4/5-5/1, batting .395 (17-43) with four doubles and seven RBI.
 - ◆ Was named to the South Atlantic League midseason All-Star team.
 - ◆ Was selected to Glendale Desert Dogs roster for the Arizona Fall League.
- INF **Tate Blackman** led Kannapolis in runs scored (67) and walks (62), ranked second in hits (110) and home runs (17), tied for third in RBI (65) and tied for fourth in doubles (18) and triples (2).
 - ◆ Was named a South Atlantic League midseason All-Star.
 - ◆ Reached base safely in 16 of 18 games from 4/5-24, batting .343 (23-67) with three doubles, three home runs and 12 RBI during that span.
- OF **Luis González** ranked second on Kannapolis in slugging percentage (.491), tied for second in stolen bases (seven), ranked third in batting average (.300), fourth in home runs (eight) and tied for fourth in on-base percentage (.358).
 - ◆ Recorded a 19-game on-base streak from 4/17-5/13, batting .390 (32-82) with six doubles, one triple, four home runs and 12 RBI.
 - ◆ Hit safely in 17 consecutive home games from 4/10-6/2, the third-longest home hitting streak in the SAL ... batted .359 (23-64) four doubles, one triple, one home run and five RBI.
- OF **Tyler Frost** led the Intimidators in home runs (18), ranked second in runs scored (61), doubles (21) and walks (46), tied for second in RBI (65) and ranked third in hits (98).
 - ◆ Recorded an 11-game hitting streak at home from 4/8-5/6, batting .400 (16-40) with two doubles, two triples, four home runs and 14 RBI.
 - ◆ Hit a career-high 18 home runs.
- OF **Craig Dedelow** led the Intimidators in hits (123), doubles (33), triples (six) and RBI (69), ranked third in runs scored (60) and home runs (12) and ranked fifth in walks (30).
 - ◆ Was named a SAL midseason All-Star.
 - ◆ Recorded a seven-game hitting streak from 4/6-13, batting .345 (10-29) with three doubles, one triple, one home run and five RBI.
- LHP **Drew Harrington** led Kannapolis in wins (eight), ranked second in starts (18) and IP (105.1).
 - ◆ Went 5-1 with a 2.43 ERA (11 ER/40.2 IP) and 26 strikeouts over his first nine starts for the Intimidators between 6/19-7/30.
- RHP **Tyler Johnson** led Intimidators relievers in ERA (1.33) and ranked second in saves (seven).
 - ◆ Was named to the SAL midseason All-Star team.
 - ◆ Eleven of his last 12 appearances were scoreless ... went 2-0 with a 0.51 ERA (1 ER/17.2 IP) and six saves.

SAL STANDINGS

FIRST HALF

Northern Division	W-L	PCT.	GB
Lakewood (PHI)	41-28	.594	—
Kannapolis (SOX)	39-28	.582	1.0
West Virginia (PIT)	37-29	.561	2.5
Delmarva (BAL)	35-32	.522	5.0
Greensboro (MIA)	34-35	.493	7.0
Hickory (TEX)	30-38	.441	10.5
Hagerstown (WAS)	27-41	.397	13.5
Southern Division	W-L	PCT.	GB
Rome (ATL)	40-29	.580	—
Augusta (S.F.)	37-31	.544	2.5
Lexington* (K.C.)	37-31	.544	2.5
Columbia (NYM)	34-33	.507	5.0
Charleston (NYY)	30-38	.485	6.5
Asheville (COL)	27-42	.391	13.0
Greenville (BOS)	25-44	.362	15.0

SECOND HALF

Northern Division	W-L	PCT.	GB
Lakewood (PHI)	46-23	.667	—
Hickory (TEX)	40-30	.571	6.5
West Virginia (PIT)	34-33	.507	11.0
Kannapolis (SOX)	33-35	.500	11.5
Delmarva (BAL)	33-34	.493	12.0
Greensboro (MIA)	26-41	.388	19.0
Hagerstown (WAS)	25-40	.385	19.0
Southern Division	W-L	PCT.	GB
Lexington* (K.C.)	39-29	.574	—
Greenville (BOS)	39-31	.557	1.0
Asheville (COL)	37-31	.544	2.0
Rome (ATL)	31-36	.463	7.5
Charleston (NYY)	31-37	.456	8.0
Columbia (NYM)	30-37	.448	8.5
Augusta (MIA)	30-39	.435	9.5

*South Atlantic League Champion

INTIMIDATORS AT A GLANCE

STAFF

Manager	Justin Jirschele
Pitching Coach	Jose Bautista
Hitting Coach	Jamie Dismuke
Coach	Zach Kapstein

2018 RESULTS

Overall Record.....	74-63
Home Attendance.....	64,688 (1,115)

HITTING LEADERS

Average	Laz River, .346
Runs	Tate Blackman, 67
Hits	Craig Dedelow, 123
Doubles	Craig Dedelow, 33
Triples	Craig Dedelow, 6
Home Runs.....	Tyler Frost, 18
RBI.....	Craig Dedelow, 69
Walks	Tate Blackman, 62
Stolen Bases	Nolan Brown, 8
Slugging Pct.	Laz Rivera, .502
On-Base Pct	Laz Rivera, .395

PITCHING LEADERS

Wins.....	Drew Harrington, 8
ERA, Starter	Blake Battenfield, 2.00
ERA, Reliever	Tyler Johnson, 1.33
Complete Games.....	John Parke, 2
Saves.....	Jose Nin, 10
Innings Pitched.....	Parker Rigler, 140.1
Strikeouts.....	Parker Rigler, 117

INTIMIDATORS STATISTICS

BATTERS	AVG	G	AB	R	H	GI																GAMES BY POSITION								
						2B	3B	HR	RBI	TB	BB	IBB	SO	SB	CS	OBP	SLG	OPS	SF	SH	HBP	DP	1B	2B	3B	SS	OF	C	E	
Beltre, R.	.242	28	91	12	22	5	0	1	13	30	2	0	26	0	0	.253	.330	.582	2	2	0	4	0	28	0	0	0	0	3	
Blackman, T.	.244	129	450	67	110	18	2	17	65	183	62	2	153	6	5	.344	.407	.751	5	1	9	6	0	85	38	0	0	0	17	
Brown, N.	.285	56	179	34	51	11	1	0	19	64	19	1	42	8	2	.358	.358	.715	3	2	3	1	0	0	0	0	50	0	0	
Cruz, J.	.227	91	304	37	69	11	2	1	36	87	30	0	64	3	2	.297	.286	.583	4	8	2	4	0	6	53	28	2	0	23	
Curbelo, L.	.237	83	317	35	75	19	2	3	31	107	18	0	87	0	0	.282	.338	.620	2	3	3	6	0	0	20	57	0	0	24	
Dawkins, I.	.280	37	132	16	37	6	0	1	8	46	12	2	23	6	3	.340	.348	.689	0	1	0	3	0	0	0	0	32	0	1	
Dedelow, C.	.245	129	502	60	123	33	6	12	69	204	30	3	128	2	2	.294	.406	.701	0	3	5	5	0	0	0	0	126	0	3	
Destino, A.	.200	3	10	1	2	0	0	0	1	2	2	0	2	0	0	.333	.200	.533	0	0	0	1	0	0	0	0	1	0	0	
Frost, T.	.241	124	407	61	98	21	4	18	65	181	46	0	129	7	4	.324	.445	.769	2	4	5	3	0	0	0	0	116	0	5	
González, L.	.300	55	230	35	69	16	2	8	26	113	21	0	57	7	2	.358	.491	.850	2	1	1	4	0	0	0	0	52	0	1	
Hickman, M.	.241	80	286	29	69	17	1	3	33	97	19	0	82	0	3	.298	.339	.637	0	0	4	5	29	0	0	0	0	0	28	11
Madrigal, N.	.341	12	44	9	15	3	0	0	6	18	1	0	0	2	2	.347	.409	.756	3	0	1	1	0	12	0	0	0	0	0	0
Muno, J.	.179	13	28	10	5	0	0	0	1	5	2	0	9	3	0	.303	.179	.482	0	0	3	2	0	3	2	0	4	0	0	
Pérez, C.	.290	78	276	33	80	18	1	3	32	109	4	0	31	0	1	.298	.395	.693	4	1	1	10	0	0	0	0	0	53	5	
Rivera, L.	.346	63	237	42	82	15	2	6	24	119	6	0	48	7	3	.395	.502	.897	1	7	14	9	0	3	5	54	0	0	10	
Robert, L.	.289	13	45	5	13	3	1	0	4	18	4	0	12	4	2	.360	.400	.760	0	0	1	0	0	0	0	0	10	0	0	
Skoug, E.	.192	83	271	35	52	10	2	5	31	81	34	0	93	4	0	.283	.299	.582	4	0	2	8	0	0	0	0	0	60	2	
Villa, A.	.261	65	211	25	55	17	0	3	28	81	28	0	74	1	0	.361	.384	.745	3	0	7	3	33	1	22	0	3	0	8	
Walker, S.	.186	31	113	13	21	5	0	3	17	35	8	0	29	5	1	.246	.310	.556	3	0	2	3	0	0	0	0	21	0	0	
Yurchak, J.	.256	95	313	44	80	17	1	1	36	102	45	0	53	0	2	.348	.326	.674	3	1	1	11	80	0	1	0	0	0	11	
Zangari, C.	.000	1	1	0	0	0	0	0	0	0	0	0	0	0	0	.000	.000	.000	0	0	0	1	1	0	0	0	0	0	0	
TOTALS	.254	137	4447	603	1128	245	27	85	545	1682	393	8	1142	65	34	.321	.378	.699	41	34	64	90						144		

PITCHERS	W	L	ERA	G	GS	CG	SHO	SV	SVO	IP	H	R	ER	HR	HB	BB	IBB	SO	BK	WP	G/A	DP	WHIP	AVG	AB	TBF	SF	GF	HLD
Elliott, J.	1	3	2.99	33	2	0	0	2	5	75.1	57	28	25	6	4	22	0	86	0	7	1.06	3	1.05	.211	270	303	5	7	6
Escorcía, K.	4	2	2.66	27	0	0	0	0	1	44.0	39	15	13	2	2	19	0	62	0	8	1.36	0	1.32	.238	164	188	2	10	1
Harrington, D.	5	5	3.89	14	12	1	0	1	1	71.2	73	32	31	5	7	16	0	48	0	2	1.44	8	1.24	.273	267	298	4	1	0
Henzman, L.	6	3	2.23	13	13	1	1	0	0	72.2	68	30	18	5	1	8	0	60	1	5	2.39	6	1.05	.241	282	294	1	0	0
Johnson, T.	5	0	1.33	20	0	0	0	7	7	27.0	16	7	4	1	2	10	0	46	0	3	1.13	0	0.96	.170	94	108	0	16	0
Kincanon, W.	3	1	3.63	26	0	0	0	4	6	34.2	29	17	14	2	2	15	0	42	0	7	1.75	2	1.27	.218	133	154	3	17	4
Ledo, L.	7	2	4.95	32	1	0	0	0	2	56.1	56	35	31	6	1	38	0	59	0	9	0.98	2	1.67	.267	210	255	2	7	3
Lewis, Z.	6	5	2.60	29	16	1	1	3	4	103.2	69	39	30	6	10	48	1	103	2	14	1.71	9	1.13	.189	365	428	2	5	0
McClure, K.	3	1	3.02	8	8	0	0	0	0	41.2	43	18	14	2	1	14	0	42	1	2	1.42	3	1.37	.265	162	180	2	0	0
McRee, A.	3	3	2.96	18	0	0	0	3	6	24.1	22	11	8	0	4	13	1	14	0	6	2.73	3	1.44	.250	88	109	1	13	0
Mockbee, J.	0	0	2.89	8	0	0	0	1	1	9.1	6	3	3	0	0	4	0	10	0	0	2.40	0	1.07	.182	33	37	0	3	3
Moran, S.	1	3	5.34	7	7	0	0	0	0	32.0	29	19	19	2	2	19	0	24	2	1	0.65	1	1.50	.246	118	140	1	0	0
Nin, J.	5	5	1.68	37	0	0	0	10	11	48.1	35	15	9	3	1	13	1	40	1	1	1.45	3	0.99	.202	173	192	1	32	1
Parke, J.	7	4	2.82	14	14	2	0	0	0	76.2	69	32	24	4	4	13	0	67	0	5	1.13	7	1.07	.233	296	315	2	0	0
Peralta, Y.	1	0	2.51	8	0	0	0	0	1	14.1	14	4	4	1	2	7	0	19	0	2	0.92	0	1.47	.250	56	67	0	2	0
Perez, A.	0	0	2.88	16	0	0	0	1	1	25.0	21	11	8	0	5	13	1	24	0	2	0.85	3	1.36	.233	90	111	2	4	1
Portland, M.	1	0	6.00	1	1	0	0	0	0	6.0	5	4	4	1	0	3	0	4	0	0	1.00	1	1.33	.238	21	24	0	0	0
Quijada, J.	1	4	4.72	17	8	0	0	1	1	68.2	72	41	36	8	3	18	0	39	2	2	1.26	7	1.31	.270	267	290	1	5	0
Rigler, P.	6	9	4.43	27	27	0	0	0	0	140.1	139	77	69	12	7	53	0	117	1	4	0.77	13	1.37	.263	529	598	7	0	0
Rodón, C.	0	0	1.80	1	1	0	0	0	0	5.0	3	1	1	0	0	0	0	6	0	0	3.00	0	0.60	.176	17	17	0	0	0
Ross Jr., R.	0	0	0.00	1	0	0	0	1	1	2.0	1	0	0	0	0	1	0	2	0	0	1.00	0	1.00	.143	7	8	0	1	0
Seitzer, C.	0	1	2.89	6	0	0	0	1	1	9.1	10	4	3	1	1	1	1	12	0	2	1.00	0	1.18	.263	38	40	0	3	1
Solorzano, Y.	3	9	5.55	27	14	0	0	0	1	84.1	74	60	52	6	8	46	3	58	1	8	1.76	8	1.42	.240	308	368	2	2	1
Sousa, B.	1	0	2.01	11	0	0	0	1	2	22.1	20	7	5	0	2	7	0	24	0	0	2.60	2	1.21	.256	78	89	1	4	1
TOTALS	74	63	3.41	137	137	5	11	36	52	1162.2	1022	529	440	78	71	417	81077	11	94	1.64	84	1.24	.237	4314	4880	39	132	22	

OVERVIEW

STAFF

PLAYERS 1

PLAYERS 2

40-MAN ROSTER

2018 REVIEW

OPPONENTS

CHRONOLOGY

MINOR LEAGUES

ADVANCED ROOKIE GREAT FALLS

OVERVIEW

STAFF

PLAYERS 1

PLAYERS 2

40-MAN ROSTER

2018 REVIEW

OPPONENTS

CHRONOLOGY

MINOR LEAGUES

PIONEER LEAGUE LEADERS

- **Amado Núñez** led the league in batting average (.357), ranked second in extra-base hits (33), third in doubles (21), tied for third in total bases (137) and triples (six), ranked fourth in hits (86) and fifth in slugging percentage (.568).
- **Logan Sowers** led the league in strikeouts (82).
- **Chris Comito** ranked second in IP (71.1) and third in strikeouts (67).
- **Nick Johnson** tied for third in saves (five).

TEAM HIGHLIGHTS

- Advanced Rookie Great Falls went 34-41, earning its first Pioneer League Championship since 2011 and third since becoming a Chicago White Sox affiliate in 2003 ... won the first half North Division title with a 22-16 record, qualifying for the postseason for the 11th time in the last 12 seasons.
- Great Falls hitters ranked third in the league with home runs (75).
- Voyager pitchers allowed the fewest earned runs (338), home runs (48) and walks (195) in the PL, tied for first in shutouts (four), ranked second in WHIP (1.43) and ranked third in strikeouts (630).
- Won seven consecutive games from 6/25-30 and 11 of 15 from 7/4-20.
- Manager **Tim Esmay** was named PL Manager of the Year in his second season.

INDIVIDUAL HIGHLIGHTS

- INF **Amado Núñez** led the Voyagers in batting average (.357), hits (86), doubles (21), triples (six), RBI (52) and total bases (137) and ranked second in on-base percentage (.394) and slugging percentage (.568).
 - ◆ Had a 14-game hitting streak from 8/2 through the end of the season, the longest on the team ... batting .431 (25-58) with four doubles, two triples, four home runs and 19 RBI.
- INF **Lenyn Sosa** led the Voyagers in runs scored (44), ranked second in hits (81), tied for second in RBI (35) and ranked third in triples (three) and total bases (112).
 - ◆ Had a 13-game hitting streak from 7/18-8/3, batting .344 (20-58) with three doubles, one home run and four RBI.
- OF **Romy González** led the Voyagers in home runs (10) and stolen bases (10), ranked third in runs scored (40), walks (18) and slugging percentage (.493), fourth in doubles (15) and fifth in hits (51).
 - ◆ Was named the Pioneer League Batter of the Week for 8/20-26 ... reached base safely in 10 of 11 games between 8/19-31 ... batting .320 (16-50) with four doubles, one triple, six home runs and 15 RBI during that span.
- OF **Logan Sowers** ranked second on the team in home runs (nine) and tied for second in RBI (35) ... ranked third on the team in hits (71) and doubles (16).
 - ◆ Was named to the PL mid and post season All-Star team.
 - ◆ Recorded a 26-game on-base streak from 6/15-7/13, the second-longest in the PL ... batting .352 (31-88) with five doubles, four home runs and 16 RBI.
- INF **Ramón Beltré** recorded a 16-home hitting streak from 6/20- 8/30, the longest in the league ... hit .375 (24-64) with three doubles, two triples, two home runs and 13 RBI.

PL STANDINGS

FIRST HALF

North Division	W-L	PCT.	GB
Great Falls* (SOX)	22-16	.579	—
Missoula (ARI)	19-19	.500	3.0
Helena (MIL)	17-21	.447	5.0
Billings (CIN)	15-23	.395	7.0

South Division	W-L	PCT.	GB
Ogden (LAD)	26-12	.684	—
Idaho Falls (K.C.)	21-17	.553	5.0
Grand Junction (COL)	20-18	.526	6.0
Orem (LAA)	12-26	.316	14.0

SECOND HALF

North Division	W-L	PCT.	GB
Billings (CIN)	25-13	.658	—
Missoula (ARI)	20-17	.541	4.5
Helena (MIL)	19-19	.500	6.0
Great Falls* (SOX)	12-25	.324	12.5

South Division	W-L	PCT.	GB
Grand Junction (COL)	23-15	.605	—
Idaho Falls (K.C.)	22-16	.579	1.0
Ogden (LAD)	20-18	.526	3.0
Orem (LAA)	10-28	.263	13.0

*Pioneer League Champion

VOYAGERS AT A GLANCE

STAFF

Manager	Tim Esmay
Pitching Coach	John Ely
Hitting Coach	Eric Richardson

2018 RESULTS

Overall Record.....	34-41
Home Attendance.....	47,625(1,401)

HITTING LEADERS

Average	Amado Núñez, .357
Runs	Lenyn Sosa, 44
Hits	Amado Núñez, 86
Total Bases	Amado Núñez, 137
Doubles	Amado Núñez, 21
Triples	Amado Núñez, 6
Home Runs.....	Romy González, 10
RBI.....	Amado Núñez, 52
Walks.....	Logan Sowers, 32
Stolen Bases	Romy González, 10
Slugging Pct.	Corey Zangari, .734
On-Base Pct.	Gunnar Troutwine, .412

PITCHING LEADERS

Wins.....	Four Players Tied, 4
Losses	Chris Comito, 7
ERA Starter.....	Spencer Moran, 3.71
ERA Reliever	Two Players tied, 0.00
Games.....	Nick Johnson, 25
Games Started	Two Players tied, 14
Complete Games.....	None
Shutouts	None
Saves.....	Nick Johnson, 5
Innings Pitched	Chris Comito, 71.1
Strikeouts.....	Chris Comito, 67

VOYAGERS STATISTICS

BATTERS	AVG	G	AB	R	H	2B	3B	HR	RBI	TB	BB	IBB	SO	SB	CS	OBP	SLG	OPS	SF	SH	HBP	DP	GI GAMES BY POSITION										
																							1B	2B	3B	SS	OF	C	E				
Alfaro, J.	.250	28	96	10	24	4	0	3	18	37	3	0	18	2	1	.298	.385	.683	1	2	4	3	0	0	0	0	0	28	9				
Beltre, R.	.290	32	131	22	38	5	3	4	18	61	6	0	30	1	0	.319	.466	.784	1	1	0	1	0	5	12	15	0	0	7				
Bush, B.	.250	24	96	16	24	5	1	2	10	37	10	0	21	3	0	.327	.385	.713	0	1	1	1	0	0	18	0	0	0	9				
Coffey, M.	.256	26	82	15	21	5	0	1	10	29	10	0	20	0	0	.340	.354	.694	1	0	1	3	16	0	0	0	5	1	1				
Connell, B.	.050	5	20	1	1	0	0	0	1	1	0	0	10	0	0	.095	.050	.145	0	0	1	1	0	0	0	0	4	0	0				
Dawkins, I.	.328	28	119	26	39	7	0	2	13	52	4	0	20	8	3	.362	.437	.799	1	0	3	4	0	0	0	0	27	0	0				
Destino, A.	.250	65	260	31	65	18	5	5	35	108	15	0	53	0	1	.296	.415	.711	0	0	2	7	0	0	0	0	65	0	5				
Estes, J.	.155	39	110	12	17	7	0	1	5	27	5	0	23	0	3	.191	.245	.437	0	1	0	1	0	0	0	0	35	0	4				
Feliz, M.	.240	37	129	18	31	6	0	2	14	43	12	0	35	0	0	.310	.333	.643	0	0	1	3	2	0	29	0	0	0	11				
Fitzpatrick, R.	.246	41	126	21	31	7	0	6	15	56	16	1	32	0	0	.389	.444	.833	1	3	14	2	41	0	0	0	0	0	3				
Galusky, J.	.218	20	55	3	12	2	0	0	4	14	4	0	13	3	1	.283	.255	.538	0	1	1	0	0	8	0	8	0	0	2				
González, R.	.254	54	201	40	51	15	2	10	33	100	18	0	65	10	1	.323	.498	.820	1	0	3	2	0	0	0	0	14	0	0				
McGinnis, A.	.235	29	98	17	23	5	0	6	16	46	9	0	32	0	0	.309	.469	.778	1	1	2	3	0	0	0	0	16	1	1				
Moniot, T.	.289	38	114	27	33	7	2	1	14	47	17	1	29	2	1	.391	.412	.803	0	2	2	2	0	13	4	6	15	0	9				
Núñez, A.	.357	60	241	39	86	21	6	6	52	137	15	0	71	3	0	.394	.568	.962	2	0	1	5	8	46	0	0	0	0	20				
Quinteiro, C.	.000	2	3	0	0	0	0	0	1	0	0	0	3	0	0	.000	.000	.000	1	0	0	0	0	1	1	0	0	0	0				
Sosa, L.	.293	65	276	44	81	13	3	4	35	112	7	0	36	2	2	.317	.406	.723	3	1	4	8	0	3	13	49	0	0	7				
Sowers, L.	.296	64	240	42	71	16	1	9	35	116	32	0	82	4	0	.385	.483	.869	0	0	3	5	0	0	0	0	62	0	2				
Troutwine, G.	.316	35	117	17	37	6	0	2	18	49	19	0	20	0	0	.412	.419	.831	0	2	0	4	1	0	0	0	0	34	5				
Walker, S.	.206	9	34	4	7	1	0	2	4	14	1	0	7	1	1	.263	.412	.675	1	0	2	0	0	0	0	0	8	0	0				
Zangari, C.	.266	17	64	14	17	1	1	9	22	47	6	0	16	0	0	.329	.734	1.063	2	0	1	2	11	0	0	0	0	0	2				
TOTALS	.271	75	2612	419	709	151	24	75	373	1133	209	2	636	39	14	.334	.434	.768	16	15	46	57							117				

PITCHERS	W	L	ERA	G	GS	CG	SHO	SV	SVO	IP	H	R	ER	HR	HB	BB	IBB	SO	BK	WP	G/A	DP	WHIP	AVG	AB	TBF	SF	GF	HLD
Arobio, V.	3	6	5.67	24	0	0	0	0	1	33.1	34	25	21	3	1	14	0	44	0	8	3.42	2	1.44	.260	131	146	0	5	4
Bilous, J.	0	4	7.85	14	14	0	0	0	0	36.2	46	34	32	2	3	24	0	31	0	7	1.65	6	1.91	.324	142	173	2	0	0
Burns, W.	4	0	3.92	20	0	0	0	0	0	43.2	56	21	19	4	1	7	0	29	0	0	2.17	7	1.44	.322	174	188	5	2	2
Comito, C.	4	7	6.06	15	8	0	0	0	0	71.1	98	60	48	6	3	19	0	67	0	9	1.48	6	1.64	.323	303	331	3	0	0
Conway, A.	2	2	3.47	16	0	0	0	1	2	23.1	21	10	9	1	2	9	1	18	1	0	0.92	2	1.29	.250	84	96	0	12	2
Dominguez, J.	0	0	0.00	2	0	0	0	0	0	2.0	1	0	0	0	0	0	0	4	0	0	2.00	0	0.50	.143	7	7	0	1	0
Fernandez, R.	0	0	4.15	3	0	0	0	0	0	4.1	6	2	2	0	0	1	0	2	0	1	1.00	0	1.62	.333	18	19	0	2	0
Folman, K.	0	1	6.75	2	2	0	0	0	0	10.2	19	11	8	1	0	3	0	7	0	1	0.92	0	2.06	.388	49	54	1	0	0
Heuer, C.	0	1	4.74	14	14	0	0	0	0	38.0	49	26	20	4	1	14	0	35	0	6	1.96	1	1.66	.310	158	176	3	0	0
Johnson, N.	0	1	0.90	25	0	0	0	5	7	30.0	25	10	3	0	0	5	0	28	0	1	1.71	2	1.00	.221	113	123	0	19	0
Love, C.	1	0	0.00	2	0	0	0	0	0	5.0	2	0	0	0	0	0	0	3	0	0	0.57	1	0.40	.125	16	16	0	1	0
Martin, D.	0	2	4.50	7	1	0	0	0	0	18.0	18	13	9	1	0	6	0	21	0	1	2.40	2	1.33	.250	72	79	1	0	0
Maynard, J.	4	2	3.00	20	0	0	0	1	3	39.0	40	16	13	2	1	12	0	42	0	2	1.61	1	1.33	.258	155	168	0	6	2
McCormick, M.	4	2	4.42	20	0	0	0	1	3	36.2	38	21	18	1	2	12	0	36	0	6	1.48	1	1.36	.260	146	165	2	8	1
Minier, G.	1	1	8.05	8	0	0	0	0	0	19.0	26	19	17	3	0	6	0	16	0	6	0.95	2	1.68	.325	80	87	1	0	0
Moran, S.	2	2	3.71	6	6	0	0	0	0	34.0	35	19	14	2	0	12	0	32	0	1	1.03	2	1.38	.265	132	146	1	0	0
Pérez, A.	1	0	1.42	4	0	0	0	0	0	6.1	3	1	1	0	0	0	0	7	0	0	1.40	0	0.47	.136	22	22	0	1	0
Pérez, D.	2	1	5.01	14	1	0	0	1	1	32.1	42	23	18	1	0	2	0	35	0	2	1.15	1	1.36	.311	135	137	0	3	1
Pilkington, K.	0	1	5.25	6	6	0	0	0	0	12.0	14	9	7	1	0	4	0	9	0	2	1.60	2	1.50	.292	48	53	1	0	0
Portland, M.	2	3	4.70	11	9	0	0	0	0	53.2	60	32	28	5	1	21	0	61	0	5	1.38	1	1.51	.278	216	238	0	0	0
Ramsey, L.	3	3	5.77	19	1	0	0	2	3	48.1	66	39	31	5	1	12	0	38	1	4	2.60	1	1.61	.316	209	225	3	4	0
Sousa, B.	1	0	0.00	9	0	0	0	4	4	13.0	4	0	0	0	0	0	0	18	0	1	1.88	0	0.31	.089	45	45	0	8	0
Stiever, J.	0	1	4.18	13	13	0	0	0	0	28.0	23	13	13	3	3	9	0	39	0	1	1.47	2	1.14	.223	103	116	1	0	0
Weston, D.	0	1	6.52	7	0	0	0	0	1	9.2	7	8	7	3	0	3	0	8	0	1	1.38	1	1.03	.219	32	37	2	3	0
TOTALS	34	41	4.69	75	75	0	4	15	25	648.1	733	412	338	48	19	195	1	630	2	65	2.03	43	1.43	.283	2590	2847	26	75	12

OVERVIEW

STAFF

PLAYERS 1

PLAYERS 2

40-MAN ROSTER

2018 REVIEW

OPPONENTS

CHRONOLOGY

MINOR LEAGUES

ARIZONA ROOKIE LEAGUE WHITE SOX

OVERVIEW

STAFF

PLAYERS 1

PLAYERS 2

40-MAN ROSTER

2018 REVIEW

OPPONENTS

CHRONOLOGY

MINOR LEAGUES

ARIZONA ROOKIE LEAGUE LEADERS

- **Camilo Quinteiro** ranked second in on-base percentage (.436) and walks (36).
- **Taylor Varnell** led the league in WHIP (0.88), ranked second in ERA (1.97) and tied for third in strikeouts (61).
- **Bryan Herrera** was tied for fourth in wins (5).
- **Rigo Fernandez** led the league in saves (8).

TEAM HIGHLIGHTS

- The Arizona Rookie League White Sox went 30-26, finishing the season in third place in the AZL Central Division ... they went 14-14 in the first half, finishing fourth, and 16-12 in the second half, finishing third.
- Recorded a season-high in runs (10) and hits (16) at the AZL Reds on 8/15.
- OF **Anderson Comas**, LHP **Rigo Fernandez** and LHP **Taylor Varnell** were each named to the AZL postseason All-Star team.

INDIVIDUAL HIGHLIGHTS

- LHP **Taylor Varnell** led the team in strikeouts (61) and led all starters in ERA (1.97).
 - ◆ Did not allow an earned run for his first three career starts (12.0 IP) ... also recorded 19 strikeouts during that three-game span.
 - ◆ Was named an AZL postseason All-Star.
- LHP **Rigo Fernandez** converted all eight save opportunities ... held opponents to a .178 batting average (21-118).
 - ◆ Went five consecutive games without allowing an earned run (13.0 IP).
 - ◆ Was named an AZL postseason All-Star.
- RHP **Brayan Herrera** led all AZL White Sox starters in wins (5), IP (56.2), starts (11) and ranked second among starters in ERA (2.70).
 - ◆ Recorded a career-high scoreless streak of 10.0 IP from 6/24-29.
- OF **Anderson Comas** led the team in hits (49).
 - ◆ Recorded two double-digit hitting streaks including a 13-game streak ... batting .379 (22-58) with three doubles, one triple, one home run and nine RBI during the streak.
 - ◆ Was named an AZL postseason All-Star.

AZL STANDINGS

East Division	W-L	PCT.	GB
AZL Cubs 1	38-18	.679	—
AZL Diamondbacks	33-21	.611	4.0
AZL Giants Black	30-25	.545	7.5
AZL Athletics	29-25	.537	8.0
AZL Giants Orange	30-26	.536	8.0
AZL Angels	16-38	.296	21.0

Central Division	W-L	PCT.	GB
AZL Indians 1	36-18	.667	—
AZL Indians 2	32-24	.571	5.0
AZL White Sox	30-26	.536	7.0
AZL Cubs 2	28-25	.528	7.5
AZL Brewers	22-33	.400	14.5
AZL Reds	13-42	.236	23.5

West Division	W-L	PCT.	GB
AZL Dodgers	37-18	.673	—
AZL Rangers	28-27	.509	9.0
AZL Padres 1	27-29	.482	10.5
AZL Padres 2	26-30	.464	11.5
AZL Royals	22-30	.423	13.5
AZL Mariners	16-38	.296	20.5

AZL SOX AT A GLANCE

STAFF

Manager	Tommy Thompson
Pitching Coach	Felipe Lira
Hitting Coach	Gary Ward
Trainer	Cory Barton

HITTING LEADERS

Average	Harvin Mendoza, .314
Games	Cabera Weaver, 50
Runs	Camilo Quinteiro, 28
Hits	Anderson Comas, 49
Total Bases	Luis Mieses, 64
Doubles	Luis Mieses, 10
Triples	Cabera Weaver, 3
Home Runs	Two players tied, 3
RBI	Luis Mieses, 26
Walks	Camilo Quinteiro, 36
Stolen Bases	Camilo Quinteiro, 11
Slugging Pct	Harvin Mendoza, .409
On-Base Pct	Camilo Quinteiro, .436

PITCHING LEADERS

Wins	Two players tied, 5
Losses	Sean Thompson, 3
ERA, Starter	Taylor Varnell, 1.97
ERA, Reliever	Rigo Fernandez, 1.87
Games	Bryan Lara, 17
Games Started	Brayan Herrera, 11
Saves	Rigo Fernandez, 8
Innings Pitched	Brayan Herrera, 56.2
Strikeouts	Taylor Varnell, 61

AZL WHITE SOX STATISTICS

BATTERS	AVG	G	AB	R	H	2B	3B	HR	RBI	TB	BB	IBB	SO	SB	CS	OBP	SLG	OPS	SF	SH	HBP	DP	GI	GAMES BY POSITION						
																								1B	2B	3B	SS	OF	C	E
Abbott, S.	.139	28	72	12	10	3	0	3	9	22	18	1	33	0	0	.347	.306	.653	0	0	5	2	21	0	0	0	0	0	2	
Bush, B.	.442	14	43	8	19	4	0	1	8	26	8	0	4	1	2	.538	.605	1.143	0	0	1	1	0	0	12	0	0	0	3	
Coffey, M.	.275	19	69	12	19	4	0	0	12	23	11	1	20	1	1	.375	.333	.708	0	1	0	2	0	0	19	0	0	0	1	
Colina, J.	.169	21	59	5	10	2	0	0	8	12	8	1	15	0	0	.271	.203	.475	2	0	1	0	0	0	0	0	0	13	3	
Comas, A.	.306	41	160	17	49	6	2	1	22	62	7	0	26	5	1	.339	.388	.727	2	1	2	4	0	0	0	0	41	0	2	
Cordell, R.	.267	4	15	1	4	1	0	0	1	5	0	0	5	1	0	.267	.333	.600	0	0	0	0	0	0	0	0	2	0	0	
Coronado, A.	.145	21	62	6	9	1	1	0	4	12	6	0	23	3	0	.229	.194	.422	1	0	1	2	0	0	0	0	16	0	1	
Delgado, L.	.233	38	133	20	31	4	1	1	22	40	9	1	40	4	0	.309	.301	.609	1	1	6	6	0	0	0	35	0	0	9	
Galusky, J.	.388	17	49	13	19	1	1	1	4	25	7	0	9	0	2	.466	.510	.976	1	0	1	0	0	2	13	0	0	0	4	
Greene, T.	.313	39	128	19	40	7	0	0	11	47	17	0	14	3	3	.403	.367	.770	1	0	3	2	0	0	0	0	1	33	3	
Guerrero, J.	.192	23	73	2	14	5	1	0	8	21	3	0	27	0	0	.231	.288	.518	1	0	1	1	0	0	0	0	19	0	1	
Madrigal, N.	.154	5	13	2	2	0	0	0	1	2	1	0	0	0	1	.353	.154	.507	0	0	3	1	0	2	0	1	0	0	1	
Maldonado, K.	.150	38	120	14	18	0	1	0	4	20	4	0	31	0	2	.184	.167	.351	0	3	1	1	0	16	0	18	0	0	8	
Mendoza, H.	.314	39	137	18	43	9	2	0	23	56	12	1	12	3	2	.381	.409	.789	2	0	4	3	38	0	0	0	0	0	0	
Miseses, L.	.226	48	195	19	44	10	2	2	26	64	4	0	35	3	0	.236	.328	.565	4	1	0	5	0	0	0	0	45	0	3	
Nova, B.	.203	24	74	11	15	3	2	0	8	22	6	0	28	2	1	.263	.297	.560	0	0	0	1	0	11	12	0	0	0	5	
Ortiz, G.	.214	17	42	4	9	1	0	0	5	10	3	0	6	0	0	.267	.238	.505	0	0	0	0	1	0	0	0	0	6	2	
Polo, T.	.318	7	22	7	7	0	0	3	7	16	5	0	4	5	1	.448	.727	1.176	1	0	1	0	0	0	0	0	4	0	1	
Quinteiro, C.	.286	46	147	28	42	2	0	1	11	47	36	0	39	11	2	.436	.320	.756	1	2	4	2	0	33	4	6	0	0	4	
Robert, L.	.389	5	18	5	7	2	1	0	2	11	0	0	3	3	0	.389	.611	1.000	0	0	0	0	0	0	0	0	2	0	1	
Sanchez, K.	.094	22	53	7	5	2	0	0	6	7	5	0	8	1	0	.197	.132	.329	1	2	2	2	0	0	0	0	0	0	16	1
Walker, S.	.455	4	11	0	5	0	0	0	0	5	1	0	1	0	0	.538	.455	.993	0	0	1	0	0	0	0	0	0	2	0	0
Weaver, C.	.248	50	149	26	37	5	3	1	11	51	18	0	52	8	1	.367	.342	.710	0	3	10	0	0	0	0	0	45	0	1	
TOTALS	.248	56	1844	256	458	72	17	14	213	606	189	5	435	54	19	.331	.329	.659	18	14	47	35							72	
PITCHERS	W	L	ERA	G	GS	CG	SHO	SV	SVO	IP	H	R	ER	HR	HB	BB	IBB	SO	BK	WP	G/A	DP	WHIP	AVG	AB	TBF	SF	GF	HLD	
Acosta, H.	0	2	12.19	6	3	0	0	0	0	10.1	15	14	14	2	1	6	0	8	0	0	0.91	1	2.03	.349	43	51	1	0	1	
Acosta, N.	1	2	4.76	16	0	0	0	1	1	22.2	25	12	12	5	3	13	0	19	0	4	1.29	1	1.68	.272	92	108	0	5	2	
Burdii, Z.	0	1	2.84	7	1	0	0	0	1	6.1	5	3	2	0	0	4	0	7	0	1	1.20	1	1.42	.217	23	27	0	0	4	
Cabrera, M.	0	2	11.00	9	2	0	0	1	3	9.0	13	12	11	2	3	5	0	13	0	3	2.20	0	2.00	.310	42	50	0	1	1	
Clarkin, I.	0	0	5.19	3	2	0	0	0	0	8.2	9	5	5	1	0	3	0	9	0	1	1.00	0	1.38	.273	33	37	0	0	0	
Conway, A.	2	1	2.13	7	0	0	0	0	1	12.2	11	3	3	0	0	5	1	14	0	2	1.44	2	1.26	.239	46	52	0	3	1	
Cooper, J.	0	1	5.40	6	0	0	0	0	1	6.2	4	6	4	0	2	6	0	10	0	1	4.00	0	1.50	.174	23	32	0	2	1	
Fernandez, R.	2	0	1.87	15	0	0	0	8	8	33.2	21	12	7	1	3	14	0	38	0	9	1.17	2	1.04	.178	118	139	3	10	2	
Folman, K.	2	2	3.45	6	5	0	0	0	0	28.2	24	11	11	3	0	5	0	26	0	0	1.90	2	1.01	.216	111	116	0	0	1	
Harrington, D.	1	0	0.00	1	0	0	0	0	1	0.1	2	1	0	0	0	1	0	0	0	0	2.00	0	9.00	.500	4	5	0	0	0	
Herrera, B.	5	2	2.70	12	11	0	0	0	0	56.2	46	19	17	0	1	15	0	43	0	1	1.84	3	1.08	.216	213	233	0	0	0	
Kiel, H.	0	0	2.65	14	0	0	0	2	3	17.0	4	5	5	0	0	20	0	33	0	7	2.20	1	1.41	.077	52	73	0	5	1	
Lara, B.	3	0	6.66	17	0	0	0	1	1	24.1	33	21	18	2	3	9	0	23	2	4	1.32	2	1.73	.317	104	119	2	12	0	
Love, C.	5	1	2.96	13	2	0	0	0	0	45.2	49	24	15	3	1	5	0	59	2	3	1.17	1	1.18	.265	185	192	1	3	0	
Martin, D.	0	0	3.00	2	1	0	0	0	0	3.0	3	1	1	0	1	0	0	1	0	0	8.00	1	1.00	.250	12	13	0	0	0	
Mercedes, F.	1	0	3.18	11	0	0	0	0	0	11.1	10	4	4	1	2	8	0	10	1	0	0.67	0	1.59	.250	40	50	0	0	2	
Nova, B.	0	0	0.00	1	0	0	0	0	0	1.0	1	0	0	0	0	0	0	0	0	0	0.00	0	1.00	.333	3	3	0	1	0	
Perez, D.	0	2	0.00	5	0	0	0	2	3	9.1	10	2	0	0	0	0	0	18	0	2	0.80	1	1.07	.278	36	37	0	5	0	
Pilkington, K.	0	0	18.00	2	1	0	0	0	0	2.0	7	4	4	0	1	1	0	2	0	0	1.00	0	4.00	.538	13	15	0	0	0	
Pineda, R.	0	1	12.79	4	0	0	0	0	0	6.1	8	10	9	2	2	1	0	6	0	2	0.75	0	1.42	.296	27	31	1	0	1	
Rosario, Y.	1	2	3.42	6	4	0	0	0	0	26.1	28	12	10	3	0	8	0	31	0	0	0.59	0	1.37	.267	105	113	0	0	1	
Soto, A.	3	1	6.85	14	5	0	0	1	1	44.2	58	35	34	8	1	9	0	44	0	2	0.98	2	1.50	.307	189	201	2	2	1	
Thompson, S.	0	3	3.68	13	9	0	0	0	1	36.2	42	21	15	4	1	7	0	31	0	1	1.03	3	1.34	.282	149	160	3	1	0	
Varnell, T.	3	1	1.97	10	10	0	0	0	0	45.2	30	20	10	2	2	10	0	61	0	3	1.38	0	0.88	.175	171	184	0	0	0	
Weston, D.	1	2	3.77	9	0	0	0	0	1	14.1	18	6	6	0	1	0	0	11	0	0	0.88	1	1.26	.300	60	62	0	6	0	
TOTALS	30	26	4.04	56	56	0	4	16	26	483.1	476	263	217	39	28	155	1	517	5	46	1.58	24	1.31	.251	1894	2103	13	56	19	

OVERVIEW

STAFF

PLAYERS 1

PLAYERS 2

40-MAN ROSTER

2018 REVIEW

OPPONENTS

CHRONOLOGY

MINOR LEAGUES



2019 CHICAGO WHITE SOX

MARCH/APRIL

SUN	MON	TUE	WED	THU	FRI	SAT
				MARCH 28 KC	MARCH 29	MARCH 30 KC
MARCH 31 KC	1 CLE	2	3 CLE	4 SEA	5	6 SEA
7 SEA	8 TB	9 TB	10 TB	11	12 NYY	13 NYY
14 NYY	15 KC	16 KC	17 KC	18 DET	19 DET	20 DET
21 DET	22 BAL	23 BAL	24 BAL	25	26 DET	27 DET
28 DET	29 BAL	30 BAL				

MAY

SUN	MON	TUE	WED	THU	FRI	SAT
			1 BAL	2 BOS	3 BOS	4 BOS
5 BOS	6 CLE	7 CLE	8 CLE	9 CLE	10 TOR	11 TOR
12 TOR	13 CLE	14 CLE	15	16 TOR	17 TOR	18 TOR
19 TOR	20 HOU	21 HOU	22 HOU	23 HOU	24 MIN	25 MIN
26 MIN	27 KC	28 KC	29 KC	30 CLE	31 CLE	

JUNE

SUN	MON	TUE	WED	THU	FRI	SAT
						1 CLE
2 CLE	3	4 WSH	5 WSH	6	7 KC	8 KC
9 KC	10 WSH	11 WSH	12	13 NYY	14 NYY	15 NYY
16 NYY	17	18 CUBS	19 CUBS	20	21 TEX	22 TEX
23 TEX	24 BOS	25 BOS	26 BOS	27	28 MIN	29 MIN
30 MIN						

JULY

SUN	MON	TUE	WED	THU	FRI	SAT
	1	2 DET	3 DET	4 DET	5	6 CUBS
7 CUBS	8	9 ALL-STAR GAME	10	11	12 OAK	13 OAK
14 OAK	15 KC	16 KC	17 KC	18 KC	19 TB	20 TB
21 TB	22 MIA	23 MIA	24 MIA	25 MIN	26 MIN	27 MIN
28 MIN	29	30 NYM	31 NYM			

AUGUST

SUN	MON	TUE	WED	THU	FRI	SAT
				1 NYM	2 PHI	3 PHI
4 PHI	5 DET	6 DET	7 DET	8	9 OAK	10 OAK
11 OAK	12 HOU	13 HOU	14 HOU	15 LAA	16 LAA	17 LAA
18 LAA	19 MIN	20 MIN	21 MIN	22 TEX	23 TEX	24 TEX
25 TEX	26	27 MIN	28 MIN	29 MIN	30 ATL	31 ATL

SEPTEMBER

SUN	MON	TUE	WED	THU	FRI	SAT
1 ATL	2 CLE	3 CLE	4 CLE	5 CLE	6 LAA	7 LAA
8 LAA	9	10 KC	11 KC	12 KC	13 SEA	14 SEA
15 SEA	16 MIN	17 MIN	18 MIN	19	20 DET	21 DET
22 DET	23	24 CLE	25 CLE	26 CLE	27 DET	28 DET
29 DET						

HOME
 AWAY
 Schedule as of 8/22/18. All times CST. Dates and opponents subject to change.

FOLLOW US IN THE OFFSEASON!



For 2019 ticket packages or group information, call
312.674.1000
 or visit

whitesox.com

JANUARY 25-27, 2019
 HILTON CHICAGO

whitesox.com/soxfest

